

ADAC GT Masters

Result List Qualifying 1



Provisional

Reg. Nr.: KNAF 0301.16.184

Amended
20.8.2016 - 11:21

Circuit Zandvoort, Length: 4307m

Air temperature: 20.05°C

Track temperature: 24.77°C

Weather condition: Dry

Saturday, August 20, 2016 9:20:00

started : 23 classified : 23 not classified : 0

	Drivers	Team	Car	Lap	Best Time	Gap	Diff	Kph	Day Time
1	29 C.De Phillippi(USA)(J)/C.Mies(DEU)	MontaplastbyLand-Motorsport(DEU)	Audi R8 LMS	6	1:37.647			158.7	9:39:59
2	1 S.Asch(DEU)/L.Ludwig(DEU)	AMG - Team Zakspeed(DEU)	Mercedes-AMG GT3	6	1:37.693	0.046	0.046	158.7	9:39:08
3	99 R.Renauer(DEU)/M.Ragginger(AUT)	Precote Herberth Motorsport(DEU)	Porsche 911 GT3 R	4	1:37.731	0.084	0.038	158.6	9:27:49
4	17 D.Jahn(DEU)/K.Estre(FRA)	KÜS TEAM75 Bernhard(DEU)	Porsche 911 GT3 R	5	1:37.979	0.332	0.248	158.2	9:38:19
5	8 F.Hamprecht(DEU)(J)/C.Jöns(DEU)	Bentley Team Abt(DEU)	Bentley Continental GT3	5	1:37.993	0.346	0.014	158.2	9:39:31
6	7 J.Lee Pepper(ZAF)(J)/D.Abt(DEU)	Bentley Team Abt(DEU)	Bentley Continental GT3	5	1:38.119	0.472	0.126	158.0	9:41:22
7	20 J.Krohn(FIN)/L.Deletraz(CHE)	Schubert Motorsport(DEU)	BMW M6 GT3	4	1:38.120	0.473	0.001	158.0	9:40:22
8	36 M.Dienst(DEU)(J)/C.Zanella(CHE)	bigFM Racing Team Schütz Motorsport(Porsche 911 GT3 R	8	1:38.157	0.510	0.037	157.9	9:40:06
9	28 F.Vervisch(BEL)/C.Haase(DEU)	MontaplastbyLand-Motorsport(DEU)	Audi R8 LMS	8	1:38.218	0.571	0.061	157.8	9:38:42
10	3 P.Kujala(FIN)(J)/M.Pavlovic(SRB)	Bonaldi Motorsport S.r.L.(ITA)	Lamborghini Huracan GT3	4	1:38.437	0.790	0.219	157.5	9:39:40
11	55 M.Pommer(DEU)/X.Maassen(NLD)	Aust Motorsport(DEU)	Audi R8 LMS	6	1:38.444	0.797	0.007	157.5	9:42:18
12	77 J.Gounon(FRA)(J)/D.Keilwitz(DEU)	Callaway Competition(DEU)	Corvette C7 GT3	7	1:38.507	0.860	0.063	157.4	9:40:38
13	22 C.Frankenhou(NLD)/M.Gassner(DEU)(J)	MRS GT-Racing(DEU)	Nissan GT-RNISMO GT3	5	1:38.573	0.926	0.066	157.2	9:38:16
14	50 P.Geipel(DEU)/R.Frey(CHE)	YACO Racing(DEU)	Audi R8 LMS	7	1:38.625	0.978	0.052	157.2	9:39:02
15	16 L.Stolz(DEU)(J)/M.Bortolotti(ITA)	GRT Grasser-Racing-Team(AUT)	Lamborghini Huracan GT3	6	1:38.832	1.185	0.207	156.8	9:41:27
16	63 R.Ineichen(CHE)(T)/C.Engelhart(DEU)	GRT Grasser-Racing-Team(AUT)	Lamborghini Huracan GT3	6	1:38.841	1.194	0.009	156.8	9:41:29
17	66 A.Gies(DEU)(J)/E.Lindholm(DEU)(J)	ADACNSAAtempto Racing Team(DEL)	Lamborghini Huracan GT3	10	1:38.964	1.317	0.123	156.6	9:45:30
18	19 J.den Boer(NLD)(T)/C.Hürtgen(DEU)	Schubert Motorsport(DEU)	BMW M6 GT3	4	1:39.149	1.502	0.185	156.3	9:38:39
19	6 E.Erhart(DEU)/K.Snoeks(NLD)	HB Racing WDS Bau(AUT)	Lamborghini Huracan GT3	5	1:39.154	1.507	0.005	156.3	9:38:13
20	31 L.Hezemans(NLD)(J)/E.Curran(USA)	Callaway Competition(DEU)	Corvette C7 GT3	4	1:39.234	1.587	0.080	156.2	9:28:01
21	13 R.Lips(CHE)(T)/S.Barth(DEU)	RWT - Racing team(DEU)	Corvette Z06.R GT3	8	1:39.757	2.110	0.523	155.4	9:40:11
22	32 E.Zonzini(SMR)(J)/F.Spengler(DEU)	Bonaldi Motorsport S.r.L.(ITA)	Lamborghini Huracan GT3	5	1:40.061	2.414	0.304	154.9	9:40:29
23	44 M.Ahlin-Kottulinsky(SWE)(J)/M.Bonanomi(ITA)	Aust Motorsport(DEU)	Audi R8 LMS	8	1:40.356	2.709	0.295	154.5	9:40:17

Excluded

21	N.Sylvest(DNK)(J)/N.Rogivue(CHE)(J)	AMG - Team Zakspeed(DEU)	Mercedes-AMG GT3
69	P.Assenheimer(DEU)(J)/D.Schwager(DEU)	Callaway Competition(DEU)	Corvette C7 GT3
5	N.Siedler(AUT)/J.van Lagen(NLD)	HB Racing WDS Bau(AUT)	Lamborghini Huracan GT3

Did not start

9	A.Weishaupt(DEU)(T)/M.Holzer(DEU)	Bentley Team Abt(DEU)	Bentley Continental GT3
---	-----------------------------------	-----------------------	-------------------------

Following stewards decision no. 31 exclusion for car no. 21

Following stewards decision no. 32 exclusion for car no. 69

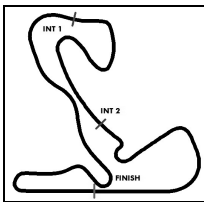
Following stewards decision no. 33 exclusion for car no. 5

Subject to final scrutineering!

Publications Time:

Clerk of the course:

Time Keeping:



ADAC GT Masters

Sector List Qualifying 1

Provisional



Circuit Zandvoort, Length: 4307m

Air temperature: 20.05°C

Track temperature: 24.77°C

Weather condition: Dry

Reg. Nr.: KNAF 0301.16.184

Saturday, August 20, 2016 9:20:00

Lap	Time	SE1	SP1	SE2	SP2	SE3	SP3	TSP	Lap	Time	SE1	SP1	SE2	SP2	SE3	SP3	TSP
1	Asch, DEU / Ludwig, DEU								theoretical besttime: 1:37.623								
1	6:32.672	5:23.813	167	33.838	130	35.021	204		5	1:38.930	43.872	203	26.042	212	29.016	240	251
2	1:47.675	49.322	180	27.684	207	30.669	184	213	6	1:37.693	43.215	204	25.895	213	28.583	242	254
3	2:18.973	57.990	139	33.312	141	47.671	58	157	7	1:37.989	43.222	203	26.078	212	28.689	242	254
4	5:03.595	4:01.903	175	29.353	189	32.339	239		8	2:10.514	43.145	202	25.943	214	1:01.426	57	254

3	Kujala, FIN / Pavlovic, SRB								theoretical besttime: 1:38.354								
1	9:58.456	8:34.483	146	34.747	128	49.226	35		5	1:38.593	43.428	201	26.098	212	29.067	243	249
2	6:16.556	5:11.176	170	32.126	121	33.254	240		6	2:01.950	49.423	148	37.953	85	34.574	239	254
3	1:38.849	43.893	199	25.949	211	29.007	241	253	7	1:48.214	43.893	195	26.203	209	38.118	58	252
4	1:38.437	43.398	199	25.966	212	29.073	236	254									

5	Siedler, AUT / van Lagen, NLD								theoretical besttime: 1:42.322								
1	6:09.364	5:08.827	180	28.201	205	32.336	237		3	5:04.396						58	250
2	1:42.322	44.423	200	26.114	206	31.785	240	246									

6	Erhart, DEU / Snoeks, NLD								theoretical besttime: 1:38.934								
1	5:14.969	4:14.153	174	28.868	203	31.948	233		5	1:39.154	43.634	199	26.140	214	29.380	242	253
2	1:45.101	45.366	194	26.465	214	33.270	240	243	6	1:39.446	43.546	198	26.532	212	29.368	240	256
3	1:53.139	43.901	200	26.020	214	43.218	37	248	7	1:51.082	44.035	195	26.664	207	40.383	58	254
4	7:32.320	6:24.948	190	32.037	164	35.335	240										

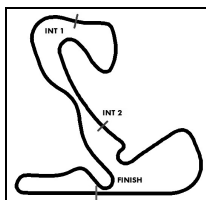
7	Lee Pepper, ZAF / Abt, DEU								theoretical besttime: 1:38.114								
1	10:31.369	9:04.948	106	38.126	124	48.295	57		5	1:38.119	43.111	205	26.181	215	28.827	246	257
2	5:36.965	4:33.675	180	28.151	204	35.139	233		6	1:47.173	45.143	157	31.386	166	30.644	243	258
3	1:48.686	48.191	182	28.846	161	31.649	243	226	7	1:47.517	43.589	203	26.215	217	37.713	57	256
4	1:38.672	43.626	201	26.176	215	28.870	244	257									

8	Hamprecht, DEU / Jöns, DEU								theoretical besttime: 1:37.977								
1	6:56.160	5:53.645	174	30.898	172	31.617	238		5	1:37.993	43.185	203	26.030	216	28.778	245	256
2	1:50.308	44.049	200	26.288	214	39.971	56	251	6	1:41.463	43.355	203	27.995	183	30.113	242	256
3	7:20.119	6:21.769	165	28.562	210	29.788	242		7	1:46.945	43.484	203	26.259	215	37.202	57	256
4	1:38.192	43.169	204	26.114	214	28.909	244	254									

13	Lips, CHE / Barth, DEU								theoretical besttime: 1:39.728								
1	4:02.276	2:52.130	145	34.229	138	35.917	233		6	1:40.631	44.701	200	26.299	218	29.631	244	243
2	1:51.333	50.642	177	28.914	205	31.777	240	219	7	1:40.072	44.099	199	26.273	221	29.700	245	258
3	1:43.181	46.053	192	26.948	215	30.180	244	252	8	1:39.757	43.920	201	26.302	219	29.535	244	258
4	2:00.299	44.818	201	29.781	156	45.700	39	257	9	1:40.159	44.125	201	26.406	220	29.628	242	258
5	5:25.248	4:27.415	161	27.593	210	30.240	243		10	1:50.210	44.400	200	26.668	210	39.142	54	258

16	Stolz, DEU / Bortolotti, ITA								theoretical besttime: 1:38.511								
1	7:28.625	6:24.945	179	30.565	169	33.115	231		5	1:41.054	43.236	201	26.205	215	31.613	242	258
2	2:06.159	45.205	194	31.646	133	49.308	39	232	6	1:38.832	43.433	201	26.171	215	29.228	244	254
3	6:45.687	5:35.781	159	33.093	132	36.813	241		7	1:38.910	43.459	200	26.284	214	29.167	243	257
4	1:38.916	43.641	202	26.129	215	29.146	245	254	8	1:39.082	43.355	201	26.386	213	29.341	244	257

17	Jahn, DEU / Estre, FRA								theoretical besttime: 1:37.905								
1	8:10.211	7:08.615	146	29.585	201	32.011	238		5	1:37.979	43.053	203	25.860	219	29.066	242	259
2	2:26.801	58.900	108	38.712	110	49.189	57	222	6	1:44.265	43.246	204	29.763	132	31.256	245	257
3	4:07.737	3:11.630	194	26.540	218	29.567	244		7	1:48.140	43.315	202	26.247	195	38.578	56	258
4	1:48.767	43.520	204	25.786	218	39.461	245	255									



ADAC GT Masters

Sector List Qualifying 1

Provisional



Circuit Zandvoort, Length: 4307m

Air temperature: 20.05°C

Track temperature: 24.77°C

Weather condition: Dry

Reg. Nr.: KNAF 0301.16.184

Saturday, August 20, 2016 9:20:00

Lap	Time	SE1	SP1	SE2	SP2	SE3	SP3	TSP	Lap	Time	SE1	SP1	SE2	SP2	SE3	SP3	TSP
19	den Boer, NLD / Hürtgen, DEU								theoretical besttime: 1:39.000								
1	10:01.775	8:38.540	113	35.899	158	47.336	47		5	1:39.293	43.517	204	26.300	215	29.476	238	257
2	5:00.265	4:00.683	187	28.583	204	30.999	238		6	1:50.741	53.235	148	27.938	212	29.568	241	252
3	1:49.629	48.481	178	31.250	198	29.898	241	227	7	1:53.501	43.964	199	29.139	177	40.398	58	252
4	1:39.149	43.666	202	26.282	212	29.201	244	255									

20	Krohn, FIN / Deletraz, CHE								theoretical besttime: 1:38.078								
1	15:07.574	14:04.198	165	29.349	180	34.027	219		4	1:38.120	43.087	206	26.107	214	28.926	244	255
2	1:50.148	48.334	153	30.491	117	31.323	242	209	5	1:51.618	45.963	179	27.719	211	37.936	58	255
3	1:38.267	43.183	206	26.065	215	29.019	240	254									

21	Sylvest, DNK / Rogivue, CHE								theoretical besttime: 1:38.414								
1	5:56.253	4:52.307	165	30.684	176	33.262	214		6	1:48.430	46.799	199	27.622	134	34.009	242	213
2	1:46.331	48.110	189	27.922	183	30.299	242	203	7	1:38.525	43.522	200	26.040	213	28.963	241	255
3	1:58.813	43.888	200	28.646	182	46.279	43	250	8	1:38.823	43.411	200	26.222	212	29.190	239	254
4	5:38.615	4:34.790	189	28.613	183	35.212	237		9	1:42.144	43.492	200	26.379	196	32.273	230	253
5	1:39.435	43.784	198	26.111	213	29.540	238	251	10	1:40.241	44.113	199	26.564	208	29.564	243	246

22	Frankenhout, NLD / Gassner, DEU								theoretical besttime: 1:38.488								
1	6:49.633	5:48.051	166	29.095	185	32.487	228		5	1:38.573	43.518	205	26.065	219	28.990	247	258
2	1:54.915	48.454	180	27.078	215	39.383	57	213	6	1:39.828	43.712	202	26.320	219	29.796	240	260
3	6:06.063	5:09.610	192	26.774	215	29.679	245		7	1:51.543	43.713	203	26.474	218	41.356	57	255
4	1:39.116	43.864	204	25.980	218	29.272	245	257									

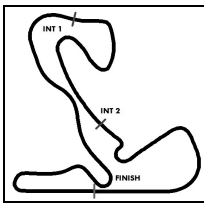
28	Vervisch, BEL / Haase, DEU								theoretical besttime: 1:37.848								
1	2:15.810	1:14.831	174	29.036	203	31.943	199		7	1:44.361	44.075	198	29.168	174	31.118	243	254
2	1:43.326	46.976	194	26.368	212	29.982	242	225	8	1:38.218	43.364	202	25.976	214	28.878	243	256
3	1:38.617	43.453	197	26.005	212	29.159	240	254	9	1:38.447	43.503	201	25.994	212	28.950	244	257
4	1:38.264	43.611	203	25.821	213	28.832	244	250	10	1:55.582	53.396	121	32.880	210	29.306	242	257
5	1:52.895	43.195	203	25.901	213	43.799	58	256	11	1:50.013	43.532	201	26.182	213	40.299	58	255
6	6:02.616	4:57.424	184	30.606	77	34.586	242										

29	De Phillippi, USA / Mies, DEU								theoretical besttime: 1:37.647								
1	6:21.987	5:17.066	132	32.682	183	32.239	229		5	1:37.882	42.973	204	25.993	214	28.916	244	253
2	1:43.765	46.225	184	27.126	186	30.414	241	227	6	1:37.647	42.912	202	25.907	213	28.828	243	256
3	2:28.222	1:01.780	112	39.349	92	47.093	58	238	7	1:45.925	46.325	195	29.962	205	29.638	241	255
4	6:01.650	4:59.764	199	31.258	178	30.628	241		8	1:45.925	43.320	201	26.123	214	36.482	59	254

31	Hezemans, NLD / Curran, USA								theoretical besttime: 1:39.153								
1	2:45.237	1:38.008	153	32.112	167	35.117	192		7	1:39.762	44.120	202	26.182	216	29.460	244	253
2	1:47.758	49.911	187	27.637	205	30.210	238	201	8	1:39.688	43.820	201	26.361	215	29.507	244	255
3	1:41.055	44.878	192	26.599	215	29.578	243	251	9	1:40.338	43.891	200	26.553	215	29.894	242	256
4	1:39.234	43.712	202	26.263	216	29.259	247	255	10	1:48.080	47.234	192	27.788	200	33.058	232	254
5	2:10.660	46.199	122	35.715	145	48.746	36	257	11	1:43.948	47.111	186	27.172	215	29.665	242	247
6	5:39.410	4:42.135	187	27.512	215	29.763	240		12	1:39.670	43.812	201	26.400	216	29.458	243	255

32	Zonzini, SMR / Spengler, DEU								theoretical besttime: 1:39.957								
1	9:35.861	8:13.650	100	32.835	130	49.376	35		5	1:40.061	44.132	199	26.117	212	29.812	236	253
2	5:38.402	4:39.120	179	27.655	199	31.627	229		6	1:40.286	44.028	198	26.356	213	29.902	236	252
3	1:45.017	46.527	193	27.124	192	31.366	245	225	7	1:48.201	44.205	197	26.312	212	37.684	242	253
4	1:42.016	44.911	195	27.084	209	30.021	234	253	8	1:40.522	44.170	198	26.403	212	29.949	246	251

36	Dienst, DEU / Zanella, CHE								theoretical besttime: 1:37.931								
1	3:34.383	2:28.325	142	32.633	153	33.425	211		6	1:38.488	43.623	202	25.907	216	28.958	245	252
2	1:50.064	47.293	196	26.562	210	36.209	243	204	7	1:44.416	48.887	155	26.509	215	29.020	244	244
3	1:38.262	43.461	201	25.811	215	28.990	247	254	8	1:38.157	43.162	202	25.988	216	29.007	243	257
4	1:55.002	43.894	201	28.846	135	42.262	57	257	9	1:48.251	43.822	197	26.457	212	37.972	57	255
5	5:59.723	4:58.870	197	26.354	173	34.499	242										



ADAC GT Masters

Sector List Qualifying 1

Provisional



Circuit Zandvoort, Length: 4307m

Air temperature: 20.05°C

Track temperature: 24.77°C

Weather condition: Dry

Reg. Nr.: KNAF 0301.16.184

Saturday, August 20, 2016 9:20:00

Lap	Time	SE1	SP1	SE2	SP2	SE3	SP3	TSP	Lap	Time	SE1	SP1	SE2	SP2	SE3	SP3	TSP
-----	------	-----	-----	-----	-----	-----	-----	-----	-----	------	-----	-----	-----	-----	-----	-----	-----

44 Ahlin-Kottulinsky, SWE / Bonanomi, ITA

theoretical besttime: 1:40.191

1	2:54.987	1:43.814	127	34.605	135	36.568	224		7	1:40.676	44.437	198	26.447	212	29.792	239	250
2	1:56.719	54.376	148	28.912	197	33.431	231	200	8	1:40.356	44.098	198	26.437	211	29.821	238	253
3	1:54.952	50.760	190	28.191	197	36.001	194	225	9	1:40.539	44.349	199	26.476	212	29.714	238	252
4	2:02.900	52.230	188	28.252	182	42.418	50	224	10	1:40.441	44.348	200	26.436	213	29.657	240	250
5	6:15.836	5:17.159	180	27.723	209	30.954	236		11	1:40.884	44.397	200	26.616	212	29.871	238	251
6	1:42.672	45.535	192	27.106	212	30.031	238	250									

50 Geipel, DEU / Frey, CHE

theoretical besttime: 1:38.376

1	3:50.736	2:45.171	138	31.399	178	34.166	202		7	1:38.625	43.430	202	26.196	213	28.999	243	256
2	1:42.386	46.392	192	26.828	212	29.166	242	194	8	1:38.700	43.332	202	26.261	214	29.107	242	256
3	1:39.080	43.710	179	26.402	212	28.968	242	254	9	1:40.601	43.365	201	26.164	214	31.072	240	254
4	1:53.134	43.274	202	26.041	213	43.819	55	254	10	1:39.116	43.698	200	26.459	212	28.959	243	254
5	6:30.944	5:30.496	198	26.900	190	33.548	240		11	1:49.235	43.826	195	27.007	204	38.402	59	255
6	1:39.165	43.930	200	26.297	212	28.938	244	252									

55 Pommer, DEU / Maassen, NLD

theoretical besttime: 1:38.388

1	9:26.886	7:53.589	155	34.263	117	59.034	39		5	1:38.774	43.659	192	26.170	213	28.945	242	257
2	6:03.132	4:57.225	156	30.875	148	35.032	240		6	1:38.444	43.420	200	26.023	213	29.001	240	256
3	1:43.825	47.033	190	27.214	201	29.578	240	253	7	1:47.743	45.104	148	32.408	185	30.231	242	257
4	1:39.110	43.871	195	26.153	214	29.086	244	255	8	1:58.562	43.829	196	28.793	120	45.940	57	256

63 Ineichen, CHE / Engelhart, DEU

theoretical besttime: 1:38.695

1	7:22.647	6:16.822	164	33.372	165	32.453	237		5	1:38.886	43.555	201	25.968	216	29.363	243	258
2	2:07.132	45.071	196	27.630	142	54.431	41	252	6	1:38.841	43.396	200	26.114	216	29.331	243	257
3	6:54.258	5:45.127	191	34.761	133	34.370	241		7	1:48.484	43.411	204	31.032	121	34.041	243	258
4	1:39.311	43.622	201	26.264	215	29.425	244	256	8	1:49.156	43.618	204	26.295	216	39.243	58	257

66 Gies, DEU / Lindholm, DEU

theoretical besttime: 1:38.901

1	5:39.045	4:27.306	120	34.747	147	36.992	180		6	1:39.783	44.018	200	26.190	215	29.575	242	255
2	1:46.394	48.539	190	27.645	210	30.210	240	210	7	1:39.546	43.918	200	26.403	214	29.225	242	255
3	2:07.665	44.390	196	26.694	159	56.581	38	254	8	1:39.857	44.105	199	26.373	215	29.379	243	257
4	5:39.302	4:35.318	186	33.246	190	30.738	242		9	1:39.984	43.920	198	26.337	214	29.727	241	257
5	1:51.001	45.161	171	34.419	146	31.421	241	256	10	1:38.964	43.556	199	26.253	214	29.155	242	255

69 Assenheimer, DEU / Schwager, DEU

theoretical besttime: 1:38.682

1	2:43.954	1:36.721	151	32.395	171	34.838	205		4	1:40.233	43.358	205	26.030	216	30.845	242	254
2	1:47.869	49.845	185	27.757	207	30.267	240	204	5	2:37.340	1:12.031	116	38.378	114	46.931	58	256
3	1:39.882	44.475	197	26.113	217	29.294	242	253									

77 Gounon, FRA / Keilwitz, DEU

theoretical besttime: 1:38.274

1	5:46.399	4:33.756	139	37.852	138	34.791	183		6	1:47.514	50.740	176	26.925	212	29.849	244	254
2	2:01.099	51.040	185	38.561	139	31.498	242	181	7	1:38.507	43.389	207	26.154	216	28.964	244	262
3	2:00.893	44.817	151	31.894	148	44.182	47	254	8	1:38.589	43.195	205	26.226	215	29.168	242	255
4	5:37.324	4:30.455	173	33.649	132	33.220	242		9	1:55.810	52.696	151	32.545	137	30.569	243	260
5	1:38.539	43.351	202	26.115	212	29.073	245	254	10	1:48.559	43.604	203	26.463	216	38.492	57	255

99 Renauer, DEU / Ragginger, AUT

theoretical besttime: 1:37.731

1	2:37.322	1:35.687	175	29.742	194	31.893	240		5	1:58.843	44.500	193	27.679	168	46.664	46	262
2	1:41.176	45.409	199	26.498	215	29.269	247	244	6	11:27.950	10:31.369	193	26.943	213	29.638	247	
3	1:44.521	43.205	204	26.278	220	35.038	248	260	7	1:43.266	43.627	195	29.862	155	29.777	247	261
4	1:37.731	43.074	204	25.875	218	28.782	248	260	8	1:47.841	43.341	203	26.201	220	38.299	57	260