

ADAC Formel 4

Result List Qualifying Gruppe B



Provisional

Reg. Nr.: KNAF 0301.16.185



Circuit Zandvoort, Length: 4307m

Air temperature: 24.17°C

Track temperature: 24.54°C

Weather condition: Dry

Friday, August 19, 2016 15:10:00

started : 16 classified : 16 not classified : 0

Nr.	Drivers	Team	Lap	Best Time	Gap	Diff	Kph	Day Time
Cl.	Car	Competitor						
1	6 M.Ortmann(DEU) ADAC Formel 4 powered by Abarth	(T) ADAC Berlin-Brandenburg e.V.(DEU) ADAC Berlin-Brandenburg e.V.	4	1:38.558			157.3	15:18:47
2	75 J.Esmeijer(NLD) ADAC Formel 4 powered by Abarth	(T) Team Timo Scheider GmbH(DEU) Team Timo Scheider GmbH	9	1:38.653	0.095	0.095	157.1	15:30:32
3	35 K.Laliberte(FRA) ADAC Formel 4 powered by Abarth	Van Amersfoort Racing(NLD) Van Amersfoort Racing	4	1:38.791	0.233	0.138	156.9	15:18:54
4	68 J.Corraea(ITA) R ADAC Formel 4 powered by Abarth	(T) Prema Powerteam(ITA) Prema Powerteam	10	1:38.791	0.233		156.9	15:30:00
5	23 J.Hanses(DEU) R ADAC Formel 4 powered by Abarth	(T) Team Timo Scheider GmbH(DEU) Team Timo Scheider GmbH	10	1:38.851	0.293	0.060	156.8	15:30:47
6	66 S.Laaksonen(FIN) ADAC Formel 4 powered by Abarth	(T) Motopark(DEU) Motopark	10	1:38.881	0.323	0.030	156.8	15:30:13
7	99 S.Flörsch(DEU) ADAC Formel 4 powered by Abarth	Motopark(DEU) Motopark	9	1:38.892	0.334	0.011	156.7	15:28:44
8	20 K.Kratz(DEU) ADAC Formel 4 powered by Abarth	Jenzer Motorsport(CHE) Jenzer Motorsport	9	1:38.901	0.343	0.009	156.7	15:29:18
9	77 J.van Uitert(NLD) ADAC Formel 4 powered by Abarth	(T) Jenzer Motorsport(CHE) Jenzer Motorsport	11	1:38.933	0.375	0.032	156.7	15:32:07
10	81 N.Nielsen(DNK) R ADAC Formel 4 powered by Abarth	(T) Neuhauser Racing(AUT) Neuhauser Racing	10	1:38.940	0.382	0.007	156.7	15:30:40
11	25 M.Müller-Crepon(CHE) ADAC Formel 4 powered by Abarth	(T) Van Amersfoort Racing(NLD) Van Amersfoort Racing	9	1:38.952	0.394	0.012	156.6	15:28:42
12	97 D.DeFrancesco(GBR) ADAC Formel 4 powered by Abarth	ADAC Berlin-Brandenburg e.V.(DEU) ADAC Berlin-Brandenburg e.V.	6	1:38.977	0.419	0.025	156.6	15:23:07
13	7 O.Söderström(SWE) ADAC Formel 4 powered by Abarth	ADAC Berlin-Brandenburg e.V.(DEU) ADAC Berlin-Brandenburg e.V.	11	1:39.254	0.696	0.277	156.2	15:32:31
14	45 T.Wolf(DEU) ADAC Formel 4 powered by Abarth	(T) KUG-Motorsport(DEU) KUG-Motorsport	10	1:39.467	0.909	0.213	155.8	15:30:42
15	3 C.Schreiner(DEU) ADAC Formel 4 powered by Abarth	US Racing(DEU) US Racing	12	1:40.867	2.309	1.400	153.7	15:33:14
16	21 M.Halder(DEU) ADAC Formel 4 powered by Abarth	(T) Liqui Moly Team Engstler(DEU) Liqui Moly Team Engstler	5	1:41.108	2.550	0.241	153.3	15:21:18

Classification limit: 110% Time: 1:48.413

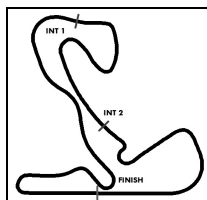
T = nominated for the team classification

Subject to final scrutineering!

Publications Time:

Clerk of the course:

Time Keeping:



ADAC Formel 4

Result List Qualifying Gruppe B 2nd Best Time



Provisional

Reg. Nr.: KNAF 0301.16.185



Circuit Zandvoort, Length: 4307m

Air temperature: 24.17°C

Track temperature: 24.54°C

Weather condition: Dry

Friday, August 19, 2016 15:10:00

started : 16 classified : 16 not classified : 0

Nr.	Drivers	Team	Lap	Best Time	Gap	Diff	Kph	Day Time
Cl.	Car	Competitor						
1	6 M.Ortmann(DEU) ADAC Formel 4 powered by Abarth	(T) ADAC Berlin-Brandenburg e.V.(DEU) ADAC Berlin-Brandenburg e.V.	10	1:38.594			157.2	15:29:58
2	75 J.Esmeijer(NLD) ADAC Formel 4 powered by Abarth	(T) Team Timo Scheider GmbH(DEU) Team Timo Scheider GmbH	4	1:38.761	0.167	0.167	156.9	15:19:10
3	35 K.Laliberte(FRA) ADAC Formel 4 powered by Abarth	Van Amersfoort Racing(NLD) Van Amersfoort Racing	7	1:38.853	0.259	0.092	156.8	15:25:20
4	68 J.Correa(ITA) R ADAC Formel 4 powered by Abarth	(T) Prema Powerteam(ITA) Prema Powerteam	3	1:38.896	0.302	0.043	156.7	15:17:16
5	99 S.Flörsch(DEU) ADAC Formel 4 powered by Abarth	Motopark(DEU) Motopark	10	1:38.913	0.319	0.017	156.7	15:30:22
6	66 S.Laaksonen(FIN) ADAC Formel 4 powered by Abarth	(T) Motopark(DEU) Motopark	9	1:38.932	0.338	0.019	156.7	15:28:34
7	23 J.Hanses(DEU) R ADAC Formel 4 powered by Abarth	(T) Team Timo Scheider GmbH(DEU) Team Timo Scheider GmbH	5	1:38.948	0.354	0.016	156.7	15:21:22
8	81 N.Nielsen(DNK) R ADAC Formel 4 powered by Abarth	(T) Neuhauser Racing(AUT) Neuhauser Racing	9	1:38.950	0.356	0.002	156.6	15:29:01
9	25 M.Müller-Crepon(CHE) ADAC Formel 4 powered by Abarth	(T) Van Amersfoort Racing(NLD) Van Amersfoort Racing	10	1:38.971	0.377	0.021	156.6	15:30:21
10	77 J.van Uiter(NLD) ADAC Formel 4 powered by Abarth	(T) Jenzer Motorsport(CHE) Jenzer Motorsport	9	1:38.983	0.389	0.012	156.6	15:28:49
11	97 D.DeFrancesco(GBR) ADAC Formel 4 powered by Abarth	ADAC Berlin-Brandenburg e.V.(DEU) ADAC Berlin-Brandenburg e.V.	11	1:38.989	0.395	0.006	156.6	15:32:40
12	20 K.Kratz(DEU) ADAC Formel 4 powered by Abarth	Jenzer Motorsport(CHE) Jenzer Motorsport	5	1:39.134	0.540	0.145	156.4	15:20:53
13	7 O.Söderström(SWE) ADAC Formel 4 powered by Abarth	ADAC Berlin-Brandenburg e.V.(DEU) ADAC Berlin-Brandenburg e.V.	5	1:39.341	0.747	0.207	156.0	15:21:35
14	45 T.Wolf(DEU) ADAC Formel 4 powered by Abarth	(T) KUG-Motorsport(DEU) KUG-Motorsport	6	1:39.511	0.917	0.170	155.8	15:22:25
15	3 C.Schreiner(DEU) ADAC Formel 4 powered by Abarth	US Racing(DEU) US Racing	11	1:41.007	2.413	1.496	153.5	15:31:33
16	21 M.Halder(DEU) ADAC Formel 4 powered by Abarth	(T) Liqui Moly Team Engstler(DEU) Liqui Moly Team Engstler	6	1:41.165	2.571	0.158	153.2	15:22:59

Classification limit: 110% Time: 1:48.453

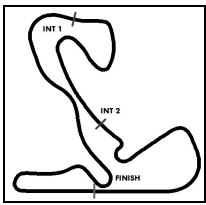
T = nominated for the team classification

Subject to final scrutineering!

Publications Time:

Clerk of the course:

Time Keeping:



ADAC Formel 4

Sector List Qualifying Gruppe B



Provisional

Reg. Nr.: KNAF 0301.16.185



Circuit Zandvoort, Length: 4307m
Air temperature: 24.17°C
Track temperature: 24.54°C
Weather condition: Dry

Friday, August 19, 2016 15:10:00

Lap	Time	SE1	SP1	SE2	SP2	SE3	SP3	TSP	Lap	Time	SE1	SP1	SE2	SP2	SE3	SP3	TSP
3 Schreiner, DEU									theoretical besttime: 1:40.640								
1	2:19.714	1:14.858	152	31.691	160	33.165	188		7	1:48.931	50.778	176	28.057	192	30.096	213	220
2	1:49.771	50.291	167	28.243	168	31.237	211	197	8	1:41.474	45.249	191	26.224	194	30.001	213	221
3	1:43.552	46.527	187	26.673	192	30.352	212	219	9	1:41.203	45.062	191	26.168	194	29.973	213	221
4	1:42.602	45.840	189	26.369	193	30.393	211	219	10	1:41.442	45.030	191	26.022	194	30.390	211	221
5	1:41.804	45.483	189	26.195	192	30.126	212	219	11	1:41.007	45.118	189	26.171	194	29.718	212	219
6	1:41.402	45.230	190	26.144	193	30.028	212	220	12	1:40.867	44.900	192	26.093	194	29.874	212	220

6 Ortmann, DEU									theoretical besttime: 1:38.390								
1	1:49.634	52.375	184	26.982	186	30.277	209		7	1:39.367	44.196	193	25.963	192	29.208	215	220
2	1:40.042	44.749	189	25.845	193	29.448	213	215	8	1:40.524	43.879	190	25.602	195	31.043	217	223
3	1:39.213	44.219	193	25.683	194	29.311	216	220	9	1:38.691	43.939	193	25.580	195	29.172	212	225
4	1:38.558	43.910	191	25.568	194	29.080	214	223	10	1:38.594	43.742	194	25.664	195	29.188	216	223
5	1:46.198	43.919	192	25.809	194	36.470	55	222	11	1:38.885	43.896	194	25.745	194	29.244	213	223
6	2:47.116	1:48.463	188	26.524	184	32.129	214		12	1:38.718	43.919	191	25.693	195	29.106	215	222

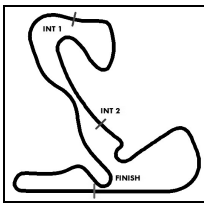
7 Söderström, SWE									theoretical besttime: 1:39.233								
1	2:54.936	1:56.957	178	27.572	184	30.407	209		7	1:39.562	44.379	192	25.651	194	29.532	213	219
2	1:41.140	45.371	190	26.073	188	29.696	212	216	8	1:39.643	44.486	192	25.744	194	29.413	213	220
3	1:39.942	44.618	191	25.816	193	29.508	213	219	9	1:47.685	44.405	192	25.859	191	37.421	54	220
4	1:39.929	44.697	191	25.709	194	29.523	213	219	10	2:29.772	1:33.760	191	26.191	180	29.821	211	
5	1:39.341	44.283	191	25.645	193	29.413	213	219	11	1:39.254	44.304	193	25.591	194	29.359	211	220
6	1:39.566	44.454	192	25.731	193	29.381	210	220									

20 Kratz, DEU									theoretical besttime: 1:38.857								
1	2:15.245	1:16.385	169	28.389	177	30.471	213		7	3:18.838	2:22.216	187	26.758	188	29.864	209	
2	1:40.142	44.711	194	25.940	193	29.491	214	221	8	1:39.913	44.547	193	25.993	188	29.373	215	219
3	1:39.212	43.989	194	25.778	194	29.445	214	223	9	1:38.901	43.880	193	25.749	192	29.272	216	223
4	1:39.382	44.239	193	25.907	194	29.236	215	222	10	1:40.572	44.191	187	26.248	194	30.133	212	221
5	1:39.134	43.872	193	25.802	194	29.460	215	222	11	1:40.149	44.788	192	25.901	194	29.460	214	221
6	1:47.212	43.926	194	26.179	195	37.107	55	220									

21 Halder, DEU									theoretical besttime: 1:40.836								
1	2:24.790	1:18.036	150	31.714	152	35.040	200		7	1:43.734	46.241	180	27.466	192	30.027	210	223
2	1:48.778	50.052	174	28.241	176	30.485	210	210	8	1:41.390	45.111	188	26.293	192	29.986	211	218
3	1:41.847	45.557	185	26.432	191	29.858	212	217	9	1:41.259	45.110	189	26.222	191	29.927	211	219
4	1:41.473	45.122	185	26.435	192	29.916	212	218	10	1:48.857	44.854	188	28.818	160	35.185	194	218
5	1:41.108	45.095	187	26.215	194	29.798	214	219	11	1:44.142	46.174	180	27.371	192	30.597	209	206
6	1:41.165	45.136	187	26.184	194	29.845	214	222	12	1:42.740	45.556	180	26.991	191	30.193	211	218

23 Hanses, DEU									theoretical besttime: 1:38.761								
1	2:30.003	1:20.641	152	32.387	138	36.975	175		7	1:47.282	44.534	178	26.960	193	35.788	56	222
2	1:54.304	52.716	154	29.934	160	31.654	211	175	8	2:40.942	1:44.910	188	26.515	190	29.517	215	
3	1:39.848	44.616	194	25.861	194	29.371	214	219	9	1:39.013	43.982	195	25.788	194	29.243	214	223
4	1:39.090	44.029	196	25.686	193	29.375	214	221	10	1:38.851	43.853	196	25.683	194	29.315	214	221
5	1:38.948	43.835	195	25.694	194	29.419	214	222	11	1:47.174	43.901	194	25.685	194	37.588	55	221
6	1:38.960	43.841	197	25.758	193	29.361	214	222									

25 Müller-Crepon, CHE									theoretical besttime: 1:38.865								
1	1:56.665	58.126	174	27.464	190	31.075	211		7	2:56.563	1:58.046	188	28.671	169	29.846	213	
2	1:42.123	45.192	192	25.956	192	30.975	208	216	8	1:40.864	45.482	191	26.126	188	29.256	214	221
3	1:42.449	47.037	191	26.050	193	29.362	214	217	9	1:38.952	44.167	193	25.628	194	29.157	214	222
4	1:39.121	44.080	194	25.753	194	29.288	214	221	10	1:38.971	44.118	195	25.653	194	29.200	214	222
5	1:39.147	44.176	193	25.710	193	29.261	215	222	11	1:39.604	44.431	194	25.961	194	29.212	214	222
6	1:45.908	44.281	192	25.820	193	35.807	56	223									



ADAC Formel 4

Sector List Qualifying Gruppe B



Provisional

Reg. Nr.: KNAF 0301.16.185



Circuit Zandvoort, Length: 4307m
Air temperature: 24.17°C
Track temperature: 24.54°C
Weather condition: Dry

Friday, August 19, 2016 15:10:00

Lap	Time	SE1	SP1	SE2	SP2	SE3	SP3	TSP	Lap	Time	SE1	SP1	SE2	SP2	SE3	SP3	TSP
35	Laliberte, FRA								theoretical besttime: 1:38.582								
1	1:52.988	55.065	180	27.168	189	30.755	209		7	1:38.853	44.116	195	25.501	194	29.236	213	219
2	1:42.354	46.483	184	26.272	193	29.599	213	215	8	1:38.924	44.099	193	25.568	193	29.257	213	221
3	1:39.458	44.344	194	25.769	193	29.345	213	221	9	1:39.157	44.055	193	25.776	194	29.326	213	221
4	1:38.791	43.923	194	25.710	194	29.158	214	221	10	1:39.124	44.164	193	25.702	193	29.258	213	220
5	1:48.089	44.140	193	25.878	194	38.071	54	222	11	1:39.153	44.210	194	25.671	193	29.272	213	220
6	2:59.365	2:03.736	189	26.067	186	29.562	212		12	1:38.955	44.063	194	25.586	194	29.306	213	220

45	Wolf, DEU								theoretical besttime: 1:39.395								
1	2:05.726	1:05.181	164	28.797	152	31.748	211		7	1:46.899	44.151	194	25.900	193	36.848	55	221
2	1:40.794	45.072	192	26.068	193	29.654	213	213	8	3:10.923	2:11.008	182	26.402	162	33.513	216	
3	1:39.735	44.408	193	25.850	194	29.477	214	222	9	1:39.727	44.361	194	25.888	194	29.478	214	224
4	1:39.634	44.174	193	25.986	192	29.474	214	223	10	1:39.467	44.222	194	25.783	194	29.462	213	223
5	1:39.806	44.241	194	25.899	193	29.666	212	222	11	1:42.041	45.430	180	26.824	193	29.787	209	222
6	1:39.511	44.220	194	25.830	193	29.461	213	221									

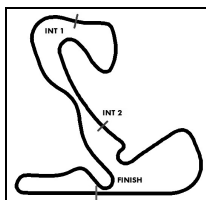
66	Laaksonen, FIN								theoretical besttime: 1:38.748								
1	2:03.517	1:03.912	167	28.743	149	30.862	212		7	2:46.961	1:50.842	182	26.530	184	29.589	213	
2	1:40.047	44.778	190	25.780	193	29.489	213	219	8	1:39.171	44.335	195	25.557	193	29.279	213	220
3	1:39.453	44.419	192	25.705	194	29.329	213	220	9	1:38.932	44.119	192	25.588	194	29.225	214	222
4	1:39.158	44.242	192	25.569	194	29.347	214	221	10	1:38.881	43.966	192	25.653	194	29.262	213	222
5	1:38.976	44.116	193	25.630	194	29.230	215	221	11	1:39.221	44.099	193	25.756	193	29.366	212	220
6	1:48.372	44.137	192	25.801	189	38.434	56	222	12	1:39.346	44.318	192	25.680	195	29.348	212	221

68	Correa, ITA								theoretical besttime: 1:38.593								
1	1:55.962	56.955	150	28.452	190	30.555	211		7	2:40.212	1:37.601	138	32.106	136	30.505	214	
2	1:41.457	44.614	192	25.966	193	30.877	213	221	8	1:40.043	44.953	191	25.730	194	29.360	215	222
3	1:38.896	44.068	194	25.677	193	29.151	215	222	9	1:38.951	44.158	193	25.602	196	29.191	215	223
4	1:40.246	44.366	191	25.976	193	29.904	214	225	10	1:38.791	43.840	194	25.632	193	29.319	214	222
5	1:39.174	44.164	191	25.670	194	29.340	214	222	11	1:39.751	43.895	195	25.641	194	30.215	210	221
6	1:46.347	44.162	192	25.694	193	36.491	54	221	12	1:40.166	44.341	191	26.142	194	29.683	214	219

75	Esmelijer, NLD								theoretical besttime: 1:38.525								
1	2:06.719	1:08.942	183	27.503	192	30.274	211		6	4:40.544	3:44.503	188	26.374	192	29.667	212	
2	1:45.481	45.040	190	27.583	141	32.858	213	219	7	1:39.386	44.358	192	25.644	194	29.384	215	221
3	1:39.382	44.502	193	25.675	195	29.205	214	221	8	1:38.951	43.988	193	25.573	195	29.390	215	223
4	1:38.761	43.829	194	25.642	195	29.290	214	222	9	1:38.653	43.800	196	25.520	196	29.333	213	223
5	1:44.418	44.162	193	25.651	195	34.605	56	223	10	1:39.099	44.143	193	25.624	195	29.332	215	221

77	van Uiter, NLD								theoretical besttime: 1:38.867								
1	1:59.291	1:01.233	178	27.760	160	30.298	212		7	3:07.491	2:09.439	185	26.880	155	31.172	215	
2	1:39.839	44.733	191	25.728	192	29.378	217	220	8	1:39.340	44.285	193	25.681	194	29.374	215	223
3	1:39.201	44.245	193	25.616	193	29.340	214	226	9	1:38.983	44.059	193	25.658	194	29.266	215	223
4	1:39.269	44.289	192	25.673	194	29.307	217	222	10	1:39.134	44.162	193	25.622	194	29.350	214	222
5	1:39.215	44.232	192	25.682	194	29.301	215	225	11	1:38.933	43.985	193	25.635	194	29.313	213	222
6	1:46.276	44.260	192	25.738	194	36.278	56	224									

81	Nielsen, DNK								theoretical besttime: 1:38.855								
1	1:52.015	54.649	182	27.140	185	30.226	209		7	1:47.388	44.688	191	32.845	162	29.855	213	219
2	1:40.718	45.258	189	25.926	192	29.534	212	216	8	1:39.191	44.220	192	25.553	194	29.418	214	221
3	1:39.396	44.383	193	25.699	193	29.314	214	220	9	1:38.950	44.051	193	25.592	194	29.307	214	222
4	1:39.408	44.312	192	25.664	194	29.432	214	221	10	1:38.940	44.114	193	25.575	194	29.251	213	221
5	1:47.421	44.492	190	25.970	193	36.959	55	221	11	1:39.014	44.110	193	25.595	194	29.309	213	220
6	3:16.996	2:20.386	182	26.715	187	29.895	211										



Circuit Zandvoort, Length: 4307m

Air temperature: 24.17°C

Track temperature: 24.54°C

Weather condition: Dry

ADAC Formel 4

Sector List Qualifying Gruppe B

Provisional

Reg. Nr.: KNAF 0301.16.185

Friday, August 19, 2016 15:10:00



Lap	Time	SE1	SP1	SE2	SP2	SE3	SP3	TSP	Lap	Time	SE1	SP1	SE2	SP2	SE3	SP3	TSP
97 DeFrancesco, GBR									theoretical besttime: 1:38.805								
1	2:49.178	1:50.822	181	27.622	173	30.734	202		7	1:39.330	43.985	193	25.951	193	29.394	214	222
2	1:41.144	45.356	191	26.007	193	29.781	212	203	8	1:39.187	44.036	193	25.869	195	29.282	216	222
3	1:39.518	44.294	192	25.758	193	29.466	213	219	9	1:49.204	44.476	193	25.932	197	38.796	54	224
4	1:39.296	44.135	192	25.703	194	29.458	214	221	10	2:46.754	1:51.352	192	25.956	193	29.446	212	
5	1:39.010	43.921	192	25.710	194	29.379	214	220	11	1:38.989	44.105	193	25.633	195	29.251	213	220
6	1:38.977	43.959	193	25.688	194	29.330	214	222									

Lap	Time	SE1	SP1	SE2	SP2	SE3	SP3	TSP	Lap	Time	SE1	SP1	SE2	SP2	SE3	SP3	TSP
99 Flörsch, DEU									theoretical besttime: 1:38.741								
1	2:05.089	1:04.447	166	28.913	149	31.729	210		7	1:46.303	44.436	192	25.949	193	35.918	56	220
2	1:40.118	44.815	192	25.882	192	29.421	214	219	8	2:56.453	2:00.522	187	26.375	190	29.556	214	
3	1:39.345	44.331	192	25.718	194	29.296	215	221	9	1:38.892	44.123	194	25.519	194	29.250	214	221
4	1:39.150	44.168	193	25.634	194	29.348	213	221	10	1:38.913	44.039	194	25.521	195	29.353	214	221
5	1:39.134	44.078	194	25.752	192	29.304	214	224	11	1:38.969	44.155	194	25.631	194	29.183	213	220
6	1:39.179	44.139	193	25.660	193	29.380	212	222									