

ADAC Formel 4

Result List Qualifying Gruppe A



Provisional

Reg. Nr.: KNAF 0301.16.185

Friday, August 19, 2016 14:45:00



Circuit Zandvoort, Length: 4307m

Air temperature: 24.64°C

Track temperature: 25.59°C

Weather condition: Dry

started : 16 classified : 16 not classified : 0

Nr.	Drivers	Team	Lap	Best Time	Gap	Diff	Kph	Day Time
Cl.	Car	Competitor						
1	96 J.Mawson(DEU) ADAC Formel 4 powered by Abarth	(T) Van Amersfoort Racing(NLD) Van Amersfoort Racing	8	1:38.434			157.5	15:00:18
2	5 L.Zendeli(DEU) R ADAC Formel 4 powered by Abarth	(T) ADAC Berlin-Brandenburg e.V.(DEU) ADAC Berlin-Brandenburg e.V.	7	1:38.450	0.016	0.016	157.4	15:02:43
3	29 M.Schumacher(DEU) ADAC Formel 4 powered by Abarth	(T) Prema Powerteam(ITA) Prema Powerteam	9	1:38.727	0.293	0.277	157.0	15:01:09
4	44 J.Vips(ITA) R ADAC Formel 4 powered by Abarth	Prema Powerteam(ITA) Prema Powerteam	9	1:38.754	0.320	0.027	157.0	15:01:56
5	80 F.Drugovich(AUT) R ADAC Formel 4 powered by Abarth	(T) Neuhauser Racing(AUT) Neuhauser Racing	8	1:39.013	0.579	0.259	156.5	14:59:51
6	33 J.Aberdein(ZAF) R ADAC Formel 4 powered by Abarth	(T) Motopark(DEU) Motopark	9	1:39.052	0.618	0.039	156.5	15:00:49
7	28 K.Schramm(DEU) ADAC Formel 4 powered by Abarth	(T) US Racing(DEU) US Racing	8	1:39.065	0.631	0.013	156.5	15:01:40
8	14 T.Preining(AUT) ADAC Formel 4 powered by Abarth	(T) Lechner Racing(AUT) Lechner Racing	4	1:39.146	0.712	0.081	156.3	14:52:21
9	19 F.Scherer(CHE) R ADAC Formel 4 powered by Abarth	(T) Jenzer Motorsport(CHE) Jenzer Motorsport	4	1:39.491	1.057	0.345	155.8	14:52:14
10	40 L.Hoogenboom(NLD) R ADAC Formel 4 powered by Abarth	Van Amersfoort Racing(NLD) Van Amersfoort Racing	9	1:39.504	1.070	0.013	155.8	15:01:59
11	2 J.Fittje(DEU) ADAC Formel 4 powered by Abarth	(T) US Racing(DEU) US Racing	9	1:39.560	1.126	0.056	155.7	15:01:45
12	90 C.Piro(DEU) ADAC Formel 4 powered by Abarth	(T) Team Piro Sport Interdental(DEU) Team Piro Sport Interdental	8	1:39.684	1.250	0.124	155.5	15:00:42
13	18 J.Meikup(EST) ADAC Formel 4 powered by Abarth	Jenzer Motorsport(CHE) Jenzer Motorsport	10	1:39.789	1.355	0.105	155.3	15:02:03
14	27 L.Gachot(GBR) ADAC Formel 4 powered by Abarth	US Racing(DEU) US Racing	8	1:40.025	1.591	0.236	155.0	15:00:56
15	13 Y.Brandt(DEU) R ADAC Formel 4 powered by Abarth	(T) Lechner Racing(AUT) Lechner Racing	6	1:40.068	1.634	0.043	154.9	14:55:28
16	8 L.Engstler(DEU) ADAC Formel 4 powered by Abarth	(T) Liqui Moly Team Engstler(DEU) Liqui Moly Team Engstler	4	1:40.292	1.858	0.224	154.6	14:51:54

Classification limit: 110% Time: 1:48.277

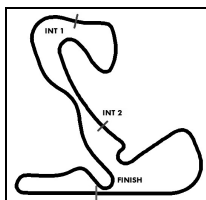
T = nominated for the team classification

Subject to final scrutineering!

Publications Time:

Clerk of the course:

Time Keeping:



ADAC Formel 4

Result List Qualifying Gruppe A 2nd Best Time



Provisional

Reg. Nr.: KNAF 0301.16.185

Friday, August 19, 2016 14:45:00



Circuit Zandvoort, Length: 4307m

Air temperature: 24.64°C

Track temperature: 25.59°C

Weather condition: Dry

started : 16 classified : 16 not classified : 0

Nr.	Drivers	Team	Lap	Best Time	Gap	Diff	Kph	Day Time
Cl.	Car	Competitor						
1	5 L.Zendeli(DEU) R ADAC Formel 4 powered by Abarth	(T) ADAC Berlin-Brandenburg e.V.(DEU) ADAC Berlin-Brandenburg e.V.	6	1:38.900			156.7	15:01:04
2	80 F.Drugovich(AUT) R ADAC Formel 4 powered by Abarth	(T) Neuhauser Racing(AUT) Neuhauser Racing	9	1:39.053	0.153	0.153	156.5	15:01:30
3	29 M.Schumacher(DEU) ADAC Formel 4 powered by Abarth	(T) Prema Powerteam(ITA) Prema Powerteam	8	1:39.129	0.229	0.076	156.4	14:59:30
4	14 T.Preining(AUT) ADAC Formel 4 powered by Abarth	(T) Lechner Racing(AUT) Lechner Racing	5	1:39.162	0.262	0.033	156.3	14:54:01
5	44 J.Vips(ITA) R ADAC Formel 4 powered by Abarth	Prema Powerteam(ITA) Prema Powerteam	5	1:39.179	0.279	0.017	156.3	14:53:29
6	96 J.Mawson(DEU) ADAC Formel 4 powered by Abarth	(T) Van Amersfoort Racing(NLD) Van Amersfoort Racing	3	1:39.230	0.330	0.051	156.2	14:50:22
7	33 J.Aberdein(ZAF) R ADAC Formel 4 powered by Abarth	(T) Motopark(DEU) Motopark	10	1:39.248	0.348	0.018	156.2	15:02:28
8	28 K.Schramm(DEU) ADAC Formel 4 powered by Abarth	(T) US Racing(DEU) US Racing	7	1:39.424	0.524	0.176	155.9	15:00:01
9	19 F.Scherer(CHE) R ADAC Formel 4 powered by Abarth	(T) Jenzer Motorsport(CHE) Jenzer Motorsport	9	1:39.598	0.698	0.174	155.6	15:02:26
10	40 L.Hoogenboom(NLD) R ADAC Formel 4 powered by Abarth	Van Amersfoort Racing(NLD) Van Amersfoort Racing	8	1:39.756	0.856	0.158	155.4	15:00:20
11	18 J.Meikup(EST) ADAC Formel 4 powered by Abarth	Jenzer Motorsport(CHE) Jenzer Motorsport	8	1:39.922	1.022	0.166	155.1	14:58:43
12	90 C.Piro(DEU) ADAC Formel 4 powered by Abarth	(T) Team Piro Sport Interdental(DEU) Team Piro Sport Interdental	5	1:39.959	1.059	0.037	155.1	14:53:57
13	2 J.Fittje(DEU) ADAC Formel 4 powered by Abarth	(T) US Racing(DEU) US Racing	6	1:39.995	1.095	0.036	155.0	14:55:12
14	27 L.Gachot(GBR) ADAC Formel 4 powered by Abarth	US Racing(DEU) US Racing	5	1:40.084	1.184	0.089	154.9	14:53:33
15	13 Y.Brandt(DEU) R ADAC Formel 4 powered by Abarth	(T) Lechner Racing(AUT) Lechner Racing	3	1:40.149	1.249	0.065	154.8	14:50:17
16	8 L.Engstler(DEU) ADAC Formel 4 powered by Abarth	(T) Liqui Moly Team Engstler(DEU) Liqui Moly Team Engstler	8	1:40.342	1.442	0.193	154.5	15:01:22

Classification limit: 110% Time: 1:48.790

T = nominated for the team classification

Subject to final scrutineering!

Publications Time:

Clerk of the course:

Time Keeping:

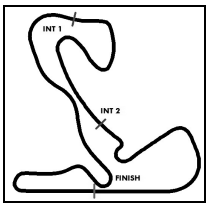
CERTINA Timing

ver: 1.0

www.adac.de/motorsport

Page 1/ 1 printed: 19.8.2016 15:12

CERTINA
S W I S S W A T C H E S



ADAC Formel 4

Sector List Qualifying Gruppe A



Provisional

Reg. Nr.: KNAF 0301.16.185

Friday, August 19, 2016 14:45:00



Circuit Zandvoort, Length: 4307m
Air temperature: 24.64°C
Track temperature: 25.59°C
Weather condition: Dry

Lap	Time	SE1	SP1	SE2	SP2	SE3	SP3	TSP	Lap	Time	SE1	SP1	SE2	SP2	SE3	SP3	TSP
2 Fittje, DEU									theoretical besttime: 1:39.314								
1	1:49.310	50.305	185	28.475	174	30.530	209		6	1:39.995	44.524	191	25.950	194	29.521	215	222
2	1:41.973	45.809	189	26.351	191	29.813	213	219	7	1:47.217	44.453	190	25.851	194	36.913	56	223
3	1:40.421	44.831	190	25.929	194	29.661	215	221	8	3:06.141	2:10.267	186	26.375	187	29.499	215	
4	1:40.303	44.656	191	26.000	193	29.647	213	223	9	1:39.560	44.395	191	25.772	194	29.393	216	222
5	1:40.087	44.649	191	25.850	193	29.588	214	223	10	1:55.634	44.242	192	25.679	194	45.713	43	222

5 Zendeli, DEU									theoretical besttime: 1:38.371								
1	7:32.217	6:34.517	178	26.981	186	30.719	214		5	1:55.584	56.326	169	27.007	196	32.251	214	224
2	1:39.033	44.097	192	25.621	194	29.315	216	222	6	1:38.900	44.124	191	25.649	195	29.127	217	222
3	1:38.904	43.988	191	25.633	195	29.283	216	223	7	1:38.450	43.722	193	25.522	196	29.206	216	223
4	1:39.192	43.954	192	25.816	195	29.422	216	225	8		54.824	151	29.619	166			220

8 Engstler, DEU									theoretical besttime: 1:40.135								
1	1:50.477	53.158	183	26.855	190	30.464	213		6	4:17.416	3:20.888	185	26.430	196	30.098	210	
2	1:42.340	46.011	187	26.300	196	30.029	217	224	7	1:41.543	45.110	188	26.274	185	30.159	213	219
3	1:40.525	44.816	191	25.996	197	29.713	217	226	8	1:40.342	44.703	190	25.908	195	29.731	213	220
4	1:40.292	44.547	190	26.065	197	29.680	217	226	9	1:49.041	44.552	189	25.922	195	38.567	54	221
5	1:48.679	45.048	185	26.408	194	37.223	54	226									

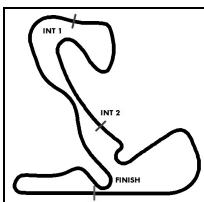
13 Brandt, DEU									theoretical besttime: 1:39.594								
1	1:55.409	57.223	178	27.695	172	30.491	213		6	1:40.068	44.481	193	26.060	193	29.527	215	222
2	1:41.410	45.266	193	26.315	193	29.829	214	218	7	1:48.122	44.532	193	26.172	193	37.418	54	221
3	1:40.149	44.526	194	26.117	194	29.506	213	221	8	2:56.155	1:59.652	189	26.704	190	29.799	214	
4	1:49.510	44.664	191	33.366	186	31.480	216	222	9	1:40.242	44.765	192	25.908	193	29.569	214	220
5	1:40.751	44.770	192	26.335	193	29.646	215	224	10	1:50.226	44.358	194	25.730	193	40.138	50	220

14 Preining, AUT									theoretical besttime: 1:39.048								
1	2:15.930	1:15.560	150	30.263	161	30.107	207		6	1:39.165	44.072	194	25.752	194	29.341	214	222
2	1:46.797	44.621	192	25.894	193	36.282	213	215	7	1:48.461	45.280	188	26.318	194	36.863	53	223
3	1:39.301	44.299	194	25.684	193	29.318	215	220	8	2:57.408	1:52.701	187	30.177	116	34.530	213	
4	1:39.146	44.138	194	25.714	193	29.294	214	222	9	1:39.617	44.386	190	25.939	193	29.292	214	221
5	1:39.162	44.074	194	25.739	193	29.349	214	222	10	1:52.426	44.080	193	25.729	193	42.617	33	221

18 Meikup, EST									theoretical besttime: 1:39.610								
1	1:58.581	1:01.549	179	26.852	192	30.180	213		7	1:40.112	44.601	188	25.930	192	29.581	212	222
2	1:40.937	44.943	188	26.199	194	29.795	211	220	8	1:39.922	44.427	189	25.928	194	29.567	214	221
3	1:40.296	44.537	190	26.003	194	29.756	215	220	9	1:40.141	44.277	190	25.849	193	30.015	213	222
4	1:41.936	44.850	187	26.409	190	30.677	215	223	10	1:39.789	44.456	188	25.809	194	29.524	215	221
5	1:40.498	44.569	189	26.035	193	29.894	215	224	11	1:53.611	44.470	189	26.580	193	42.561	36	221
6	1:40.113	44.548	189	25.898	194	29.667	214	223									

19 Scherer, CHE									theoretical besttime: 1:39.371								
1	2:09.535	1:10.166	167	28.747	162	30.622	211		6	3:24.359	2:24.777	179	29.113	155	30.469	212	
2	1:45.454	45.612	174	28.398	167	31.444	211	219	7	1:40.555	44.486	189	25.758	193	30.311	214	220
3	1:39.763	44.515	189	25.828	193	29.420	213	219	8	1:39.762	44.195	190	25.920	194	29.647	213	222
4	1:39.491	44.271	192	25.798	192	29.422	213	221	9	1:39.598	44.324	189	25.856	193	29.418	212	221
5	1:46.926	44.334	190	25.859	193	36.733	53	221	10	1:56.366	45.731	178	26.608	192	44.027	36	219

27 Gachot, GBR									theoretical besttime: 1:39.716								
1	1:49.629	52.319	186	26.723	188	30.587	215		6	1:46.953	44.638	191	25.885	196	36.430	54	225
2	1:42.297	46.069	188	26.395	196	29.833	215	208	7	3:55.602	2:58.868	183	26.733	181	30.001	214	
3	1:40.526	44.878	191	26.078	196	29.570	217	224	8	1:40.025	44.747	190	25.871	195	29.407	215	222
4	1:40.364	44.795	191	26.044	196	29.525	216	225	9		44.512	191	25.797	196			223
5	1:40.084	44.645	191	25.966	196	29.473	216	225									



ADAC Formel 4

Sector List Qualifying Gruppe A



Provisional

Reg. Nr.: KNAF 0301.16.185



Circuit Zandvoort, Length: 4307m

Air temperature: 24.64°C

Track temperature: 25.59°C

Weather condition: Dry

Friday, August 19, 2016 14:45:00

Lap	Time	SE1	SP1	SE2	SP2	SE3	SP3	TSP	Lap	Time	SE1	SP1	SE2	SP2	SE3	SP3	TSP
28 Schramm, DEU									theoretical besttime: 1:38.928								
1	1:59.851	59.692	158	29.131	173	31.028	212		6	4:30.162	3:34.255	190	26.523	193	29.384	213	
2	1:44.032	45.856	191	27.936	174	30.240	212	218	7	1:39.424	44.558	194	25.638	195	29.228	215	221
3	1:39.769	44.646	193	25.771	194	29.352	215	221	8	1:39.065	44.281	194	25.570	195	29.214	215	222
4	1:39.962	44.347	194	25.763	194	29.852	214	223	9	1:51.689	44.144	194	25.667	195	41.878	56	222
5	1:47.925	44.415	192	25.823	194	37.687	56	223									

29 Schumacher, DEU									theoretical besttime: 1:38.579								
1	1:47.320	50.483	180	26.770	193	30.067	212		7	2:33.770	1:37.534	185	26.517	189	29.719	214	
2	1:40.983	44.971	190	26.046	193	29.966	213	221	8	1:39.129	44.243	192	25.624	194	29.262	215	219
3	1:42.579	44.801	189	27.822	166	29.956	215	219	9	1:38.727	43.849	193	25.538	195	29.340	215	223
4	1:39.562	44.324	192	25.839	194	29.399	215	224	10	1:45.858	43.813	194	25.504	194	36.541	56	223
5	1:39.524	44.337	192	25.780	194	29.407	215	225	11								
6	1:47.054	44.323	192	25.792	195	36.939	56	224									

33 Aberdein, ZAF									theoretical besttime: 1:39.018								
1	2:03.099	1:04.254	150	28.224	190	30.621	211		7	2:01.791	1:02.181	114	29.841	195	29.769	216	181
2	1:46.691	49.891	168	26.875	194	29.925	212	219	8	1:39.464	44.457	188	25.756	194	29.251	214	224
3	1:40.086	44.609	185	26.003	194	29.474	214	221	9	1:39.052	44.188	189	25.665	194	29.199	216	221
4	1:39.394	44.154	190	25.805	193	29.435	215	223	10	1:39.248	44.192	189	25.783	195	29.273	214	223
5	1:39.429	44.159	190	25.827	194	29.443	215	222	11	1:56.925	45.747	171	26.856	184	44.322	34	223
6	1:39.563	44.314	187	25.796	196	29.453	215	223									

40 Hoogenboom, NLD									theoretical besttime: 1:39.291								
1	2:03.842	1:04.976	163	28.103	161	30.763	211		6	1:47.055	44.790	190	26.037	194	36.228	56	222
2	1:41.571	45.279	190	26.330	193	29.962	213	219	7	3:06.446	2:09.629	183	27.056	192	29.761	214	
3	1:40.357	44.755	192	25.930	193	29.672	214	221	8	1:39.756	44.578	189	25.839	193	29.339	215	223
4	1:40.276	44.529	190	25.939	194	29.808	213	222	9	1:39.504	44.286	191	25.666	195	29.552	215	222
5	1:40.021	44.574	190	25.952	193	29.495	214	222	10	1:53.139	44.323	191	26.188	188	42.628	54	222

44 Vips, ITA									theoretical besttime: 1:38.560								
1	1:48.524	50.911	186	27.447	185	30.166	214		6	1:47.896	44.882	190	26.099	193	36.915	54	222
2	1:41.110	45.012	188	26.118	193	29.980	215	220	7	2:49.102	1:46.069	187	26.595	194	36.438	54	
3	1:40.091	44.689	190	25.883	193	29.519	214	222	8	2:11.506	1:06.755	192	30.869	136	33.882	213	
4	1:39.751	44.509	191	25.859	193	29.383	212	222	9	1:38.754	44.114	192	25.453	194	29.187	215	220
5	1:39.179	44.163	192	25.614	194	29.402	214	221	10	1:50.584	43.920	193	25.677	194	40.987	54	221

80 Drugovich, AUT									theoretical besttime: 1:38.896								
1	1:54.402	56.957	181	27.200	167	30.245	207		6	1:39.598	44.489	190	25.815	193	29.294	212	219
2	1:41.088	45.461	188	26.027	192	29.600	211	215	7	1:39.093	44.155	191	25.642	194	29.296	212	219
3	1:39.766	44.576	191	25.743	193	29.447	214	219	8	1:39.013	44.159	192	25.661	194	29.193	213	219
4	1:47.020	44.482	191	25.849	193	36.689	55	221	9	1:39.053	44.061	192	25.708	193	29.284	213	220
5	2:50.544	1:54.569	185	26.374	191	29.601	211		10	1:48.629	44.144	192	25.726	193	38.759	55	220

90 Piro, DEU									theoretical besttime: 1:39.499								
1	2:10.251	1:10.637	178	28.735	157	30.879	210		6	1:47.326	44.373	192	26.062	194	36.891	56	222
2	1:46.862	45.475	174	28.545	156	32.842	213	219	7	3:17.729	2:20.019	181	27.169	184	30.541	211	
3	1:40.154	44.639	192	25.938	194	29.577	214	221	8	1:39.684	44.558	190	25.738	195	29.388	214	219
4	1:39.996	44.529	192	25.947	194	29.520	214	223	9	1:47.039	47.911	153	29.050	164	30.078	213	221
5	1:39.959	44.416	192	25.948	193	29.595	214	222	10	2:00.830	45.724	165	27.452	186	47.654	38	221

96 Mawson, DEU									theoretical besttime: 1:38.290								
1	2:01.925	1:04.383	181	27.553	188	29.989	210		6	1:45.912	44.058	193	25.835	194	36.019	56	223
2	1:40.297	44.586	191	26.289	193	29.422	214	216	7	3:12.632	2:16.963	190	26.132	191	29.537	212	
3	1:39.230	44.129	194	25.726	195	29.375	216	223	8	1:38.434	43.845	194	25.461	194	29.128	218	221
4	1:39.673	44.196	193	25.830	194	29.647	214	223	9	1:39.732	45.071	191	25.603	195	29.058	216	226
5	1:39.433	44.189	194	25.744	194	29.500	214	223	10	1:53.139	43.771	194	26.597	180	42.771	56	224