

# ADAC GT Masters

## Result List Free Practice 1



Provisional

Circuit Zandvoort, Length: 4307m

Air temperature: 24.38°C

Track temperature: 24.93°C

Weather condition: Dry

Reg. Nr.: KNAF 0301.16.184

Friday, August 19, 2016 13:00:00

started : 27      classified : 27      not classified : 0

	Drivers	Team	Car	Lap	Best Time	Gap	Diff	Kph	Day Time
1	63 R.Ineichen(CHE)(T)/C.Engelhart(DEU)	GRT Grasser-Racing-Team(AUT)	LamborghiniHuracanGT3	22	<b>1:39.304</b>			156.1	13:52:02
2	29 C.De Phillippi(USA)(J)/C.Mies(DEU)	MontaplastbyLand-Motorsport(DEU)	Audi R8 LMS	20	<b>1:39.834</b>	0.530	0.530	155.3	13:43:07
3	8 F.Hamprecht(DEU)(J)/C.Jöns(DEU)	Bentley Team Abt(DEU)	Bentley Continental GT3	14	<b>1:39.850</b>	0.546	0.016	155.2	13:30:27
4	20 J.Krohn(FIN)/L.Deletraz(CHE)	Schubert Motorsport(DEU)	BMW M6 GT3	5	<b>1:39.930</b>	0.626	0.080	155.1	13:08:44
5	17 D.Jahn(DEU)/K.Estre(FRA)	KÜS TEAM75 Bernhard(DEU)	Porsche 911 GT3 R	4	<b>1:40.193</b>	0.889	0.263	154.7	13:07:40
6	99 R.Renauer(DEU)/M.Ragginger(AUT)	Precote Herberth Motorsport(DEU)	Porsche 911 GT3 R	7	<b>1:40.238</b>	0.934	0.045	154.6	13:14:28
7	50 P.Geipel(DEU)/R.Frey(CHE)	YACO Racing(DEU)	Audi R8 LMS	25	<b>1:40.338</b>	1.034	0.100	154.5	13:57:57
8	1 S.Asch(DEU)/L.Ludwig(DEU)	AMG - Team Zakspeed(DEU)	Mercedes-AMG GT3	6	<b>1:40.341</b>	1.037	0.003	154.5	13:16:33
9	28 F.Vervisch(BEL)/C.Haase(DEU)	MontaplastbyLand-Motorsport(DEU)	Audi R8 LMS	24	<b>1:40.389</b>	1.085	0.048	154.4	13:55:58
10	69 P.Assenheimer(DEU)(J)/D.Schwager(DEU)	Callaway Competition(DEU)	Corvette C7 GT3	18	<b>1:40.430</b>	1.126	0.041	154.3	13:41:13
11	44 M.Ahlin-Kottulinsky(SWE)(J)/M.Bononomi(ITA)	Aust Motorsport(DEU)	Audi R8 LMS	8	<b>1:40.551</b>	1.247	0.121	154.2	13:15:55
12	16 L.Stolz(DEU)(J)/M.Bortolotti(ITA)	GRT Grasser-Racing-Team(AUT)	LamborghiniHuracanGT3	19	<b>1:40.919</b>	1.615	0.368	153.6	13:56:29
13	77 J.Gounon(FRA)(J)/D.Keilwitz(DEU)	Callaway Competition(DEU)	Corvette C7 GT3	6	<b>1:40.984</b>	1.680	0.065	153.5	13:13:48
14	5 N.Siedler(AUT)/J.van Lagen(NLD)	HB Racing WDS Bau(AUT)	LamborghiniHuracanGT3	25	<b>1:41.144</b>	1.840	0.160	153.2	13:59:47
15	9 A.Weishaupt(DEU)(T)/M.Holzer(DEU)	Bentley Team Abt(DEU)	Bentley Continental GT3	4	<b>1:41.205</b>	1.901	0.061	153.2	13:07:49
16	13 R.Lips(CHE)(T)/S.Barth(DEU)	RWT - Racing team(DEU)	Corvette Z06.R GT3	7	<b>1:41.211</b>	1.907	0.006	153.1	13:19:24
17	7 J.Lee Pepper(ZAF)(J)/D.Abt(DEU)	Bentley Team Abt(DEU)	Bentley Continental GT3	4	<b>1:41.274</b>	1.970	0.063	153.1	13:07:47
18	3 P.Kujala(FIN)(J)/M.Pavlovic(SRB)	Bonaldi Motorsport S.r.L(ITA)	LamborghiniHuracanGT3	11	<b>1:41.339</b>	2.035	0.065	153.0	13:23:16
19	66 A.Gies(DEU)(J)/E.Lindholm(DEU)(J)	ADACNSAAttemptoRacingTeam(DEU)	LamborghiniHuracanGT3	27	<b>1:41.373</b>	2.069	0.034	152.9	13:59:01
20	19 J.den Boer(NLD)/C.Hürtgen(DEU)	Schubert Motorsport(DEU)	BMW M6 GT3	7	<b>1:41.505</b>	2.201	0.132	152.7	13:12:25
21	55 M.Pommer(DEU)/X.Maassen(NLD)	Aust Motorsport(DEU)	Audi R8 LMS	4	<b>1:41.656</b>	2.352	0.151	152.5	13:07:51
22	6 E.Erhart(DEU)/K.Snoeks(NLD)	HB Racing WDS Bau(AUT)	LamborghiniHuracanGT3	23	<b>1:41.933</b>	2.629	0.277	152.1	13:49:16
23	21 N.Sylvest(DNK)(J)/N.Rogivue(CHE)(J)	AMG - Team Zakspeed(DEU)	Mercedes-AMG GT3	14	<b>1:42.182</b>	2.878	0.249	151.7	13:44:59
24	22 C.Frankenhou(NLD)/M.Gassner(DEU)(J)	MRS GT-Racing(DEU)	NissanGT-RNISMOGT3	12	<b>1:42.355</b>	3.051	0.173	151.4	13:25:27
25	36 M.Dienst(DEU)(J)/C.Zanella(CHE)	bigFM Racing TeamSchützMotorsport(DEU)	Porsche 911 GT3 R	20	<b>1:42.471</b>	3.167	0.116	151.3	13:40:15
26	32 E.Zonzini(SMR)(J)/F.Spengler(DEU)	Bonaldi Motorsport S.r.L(ITA)	LamborghiniHuracanGT3	13	<b>1:43.475</b>	4.171	1.004	149.8	13:32:39
27	31 L.Hezemans(NLD)(J)/E.Curran(USA)	Callaway Competition(DEU)	Corvette C7 GT3	6	<b>1:43.664</b>	4.360	0.189	149.5	13:12:37

Subject to final scrutineering!

Publications Time:

Clerk of the course:

Time Keeping:

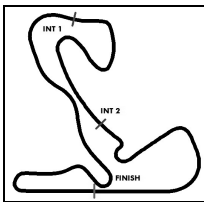
CERTINA Timing

ver: 1.0

[www.adac.de/motorsport](http://www.adac.de/motorsport)

Page 1/ 1 printed: 19.8.2016 14:02

**CERTINA**  
S W I S S W A T C H E S



# ADAC GT Masters

## Sector List Free Practice 1



Provisional

Circuit Zandvoort, Length: 4307m

Air temperature: 24.38°C

Track temperature: 24.93°C

Weather condition: Dry

Reg. Nr.: KNAF 0301.16.184

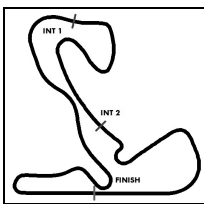
Friday, August 19, 2016 13:00:00

Lap	Time	SE1	SP1	SE2	SP2	SE3	SP3	TSP	Lap	Time	SE1	SP1	SE2	SP2	SE3	SP3	TSP
<b>1 Asch, DEU / Ludwig, DEU</b>									<b>theoretical besttime: 1:40.262</b>								
1	2:17.414	1:12.595	154	30.960	154	33.859	199		13	1:47.244	44.531	197	26.589	215	36.124	58	249
2	1:49.685	51.683	191	27.552	187	30.450	221	182	14	8:44.465	7:47.009	189	27.359	212	30.097	234	
3	1:49.874	45.991	194	26.727	209	37.156	59	215	15	1:42.173	45.503	197	26.807	213	29.863	236	246
4	7:15.238	6:16.250	195	26.855	211	32.133	236		16	1:41.499	45.032	200	26.820	213	29.647	237	247
5	1:40.875	44.702	196	<b>26.389</b>	214	29.784	236	247	17	1:41.167	44.595	200	26.548	214	30.024	237	<b>250</b>
6	<b>1:40.341</b>	44.476	197	26.415	<b>215</b>	<b>29.450</b>	234	249	18	1:50.043	45.302	200	27.273	210	37.468	59	247
7	1:42.912	<b>44.423</b>	198	26.399	215	32.090	236	249	19	3:52.991	2:54.538	197	26.857	210	31.596	232	
8	1:43.564	44.554	196	26.435	214	32.575	<b>237</b>	248	20	1:41.381	44.799	199	26.756	212	29.826	236	246
9	1:47.588	44.668	196	26.591	214	36.329	58	250	21	1:41.310	44.818	200	26.705	213	29.787	236	249
10	6:10.332	5:10.300	193	30.075	211	29.957	236		22	1:41.069	44.683	200	26.721	213	29.665	236	248
11	1:45.790	46.314	184	28.416	197	31.060	237	250	23	1:41.430	44.684	200	26.790	213	29.956	236	250
12	1:41.146	44.696	195	26.781	214	29.669	236	249	24	1:49.324	44.687	200	26.693	213	37.944	59	250

<b>3 Kujala, FIN / Pavlovic, SRB</b>									<b>theoretical besttime: 1:41.104</b>								
1	2:23.243	1:17.395	136	31.665	154	34.183	224		16	1:42.291	45.075	194	27.194	211	30.022	233	248
2	1:51.030	50.842	178	28.101	203	32.087	233	179	17	1:41.476	44.792	197	26.709	212	29.975	233	<b>250</b>
3	1:45.570	47.098	189	27.303	214	31.169	231	231	18	1:43.058	44.769	196	27.756	209	30.533	235	246
4	1:45.956	47.109	189	27.921	208	30.926	230	213	19	1:58.168	46.603	157	30.871	200	40.694	56	246
5	1:46.306	46.286	188	27.872	189	32.148	233	235	20	4:56.815	3:54.448	176	30.162	180	32.205	230	
6	1:44.111	46.097	189	27.178	212	30.836	234	248	21	1:44.041	46.293	188	27.129	211	30.619	233	238
7	1:51.268	45.748	194	27.359	210	38.161	57	248	22	1:42.978	45.928	193	26.841	208	30.209	226	246
8	5:00.986	4:02.103	172	27.951	209	30.932	<b>238</b>		23	1:42.422	45.320	193	27.037	212	30.065	235	246
9	1:43.703	46.255	191	26.916	212	30.532	231	237	24	1:42.647	44.920	191	27.001	211	30.726	238	246
10	1:42.084	45.223	195	26.839	212	30.022	235	248	25	1:42.596	45.760	195	26.796	212	30.040	233	250
11	<b>1:41.339</b>	44.984	192	<b>26.505</b>	211	<b>29.850</b>	236	250	26	1:42.014	44.897	193	26.976	205	30.141	238	250
12	1:41.402	<b>44.749</b>	193	26.558	213	30.095	234	249	27	1:43.606	45.902	188	27.395	208	30.309	236	250
13	1:41.402	44.814	193	26.656	210	29.932	230	248	28	1:42.615	45.522	194	26.859	215	30.234	234	248
14	1:52.594	45.641	187	27.449	210	39.504	58	250	29	1:52.043	46.383	196	26.987	213	38.673	58	181
15	5:21.735	4:22.807	189	27.135	212	31.793	237										

<b>5 Siedler, AUT / van Lagen, NLD</b>									<b>theoretical besttime: 1:40.702</b>								
1	2:18.561	1:08.288	134	33.636	146	36.637	185		14	1:41.967	45.022	196	26.866	213	30.079	237	247
2	1:51.644	52.459	182	28.276	193	30.909	236	177	15	1:49.161	45.155	196	26.967	214	37.039	58	248
3	1:47.489	47.806	192	28.633	163	31.050	238	225	16	9:14.055	8:15.713	189	27.220	201	31.122	236	
4	1:51.591	45.369	195	26.573	208	39.649	58	237	17	1:50.009	45.242	196	26.926	214	37.841	58	250
5	3:00.796	2:04.329	198	<b>26.446</b>	211	30.021	238		18	3:21.512	2:22.331	191	28.874	200	30.307	240	
6	1:46.017	45.168	199	27.226	171	33.623	238	238	19	1:41.388	44.725	197	26.850	214	<b>29.813</b>	<b>239</b>	251
7	1:41.753	45.108	198	26.649	213	29.996	237	238	20	1:42.475	45.229	193	26.858	215	30.388	239	251
8	1:41.638	45.020	<b>200</b>	26.534	<b>215</b>	30.084	238	240	21	1:58.136	49.654	162	37.112	167	31.370	236	252
9	1:52.432	46.180	197	28.270	210	37.982	58	238	22	1:41.725	44.853	198	26.888	214	29.984	239	251
10	6:35.606	5:37.492	185	27.446	210	30.668	237		23	1:46.483	47.625	173	28.143	201	30.715	237	254
11	1:43.145	45.721	195	27.122	213	30.302	238	238	24	1:41.618	44.857	197	26.850	214	29.911	239	251
12	1:43.975	46.289	188	27.375	211	30.311	238	243	25	<b>1:41.144</b>	<b>44.443</b>	<b>199</b>	26.776	214	29.925	240	253
13	1:42.327	45.381	197	26.876	213	30.070	238	242	26	1:48.454	44.736	196	27.120	214	36.598	58	<b>254</b>

<b>6 Erhart, DEU / Snoeks, NLD</b>									<b>theoretical besttime: 1:41.632</b>								
1	2:03.853	1:02.542	168	28.805	175	32.506	228		15	5:08.872	4:06.629	180	30.069	192	32.174	233	
2	1:46.744	48.083	186	27.273	206	31.388	232	207	16	1:56.948	47.004	192	28.667	192	41.277	40	231
3	1:47.009	48.712	188	27.513	203	30.784	234	213	17	3:13.508	2:16.207	193	26.958	213	30.343	234	
4	1:43.565	46.066	192	26.876	213	30.623	234	237	18	1:43.391	45.813	189	27.362	213	30.216	236	227
5	1:43.254	45.877	189	26.841	212	30.536	233	242	19	1:42.259	45.590	196	<b>26.657</b>	<b>213</b>	<b>30.012</b>	<b>238</b>	247
6	1:43.211	45.734	194	26.875	<b>214</b>	30.602	232	244	20	1:41.953	45.039	196	26.778	214	30.136	237	250
7	1:51.607	46.187	191	27.079	212	38.341	58	246	21	1:43.215	45.507	195	27.089	214	30.619	237	<b>251</b>
8	5:32.493	4:33.035	178	28.126	196	31.332	231		22	1:42.776	45.243	196	26.998	214	30.535	239	250
9	1:45.351	46.281	188	27.180	211	31.890	233	222	23	<b>1:41.933</b>	<b>44.963</b>	<b>196</b>	26.744	214	30.226	237	250
10	1:43.140	45.658	192	27.062	212	30.420	233	245	24	1:51.520	45.930	175	28.037	195	37.553	58	250
11	1:42.539	45.627	193	26.722	213	30.190	236	246	25	4:46.912	3:49.228	192	27.176	213	30.508	235	
12	1:45.273	48.021	191	26.904	213	30.348	234	247	26	1:42.631	45.195	196	26.918	213	30.518	237	249
13	1:42.516	45.350	196	26.807	214	30.359	234	248	27	1:46.385	45.313	192	27.367	212	33.705	234	250
14	1:50.974	45.756	191	27.059	214	38.159	59	248	28	1:44.133	45.277	195	28.230	210	30.626	236	250



# ADAC GT Masters

## Sector List Free Practice 1



Provisional

Circuit Zandvoort, Length: 4307m

Air temperature: 24.38°C

Track temperature: 24.93°C

Weather condition: Dry

Reg. Nr.: KNAF 0301.16.184

Friday, August 19, 2016 13:00:00

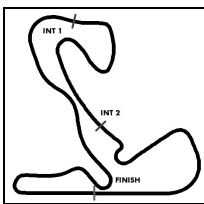
Lap	Time	SE1	SP1	SE2	SP2	SE3	SP3	TSP	Lap	Time	SE1	SP1	SE2	SP2	SE3	SP3	TSP
<b>7 Lee Pepper, ZAF / Abt, DEU</b>									<b>theoretical besttime: 1:41.176</b>								
1	2:28.333	1:20.306	149	32.839	173	35.188	229		13	1:42.256	45.034	196	26.980	216	30.242	237	250
2	1:54.769	47.157	185	28.053	148	39.559	234	231	14	1:41.969	44.779	195	26.993	215	30.197	238	251
3	1:42.688	45.340	190	26.947	213	30.401	237	243	15	1:41.984	44.841	198	26.938	215	30.205	237	<b>253</b>
4	<b>1:41.274</b>	<b>44.588</b>	189	26.728	216	29.958	238	<b>252</b>	16	1:41.918	44.787	199	26.986	217	30.145	238	251
5	1:51.873	45.358	187	27.347	213	39.168	57	<b>252</b>	17	1:50.799	45.610	195	27.169	216	38.020	57	<b>252</b>
6	3:29.201	2:31.949	182	27.093	215	30.159	237		18	3:01.164	2:03.115	189	27.613	215	30.436	234	
7	1:41.682	44.946	195	<b>26.701</b>	216	30.035	236	251	19	1:42.585	45.506	195	26.971	215	30.108	<b>236</b>	247
8	1:41.874	44.975	196	26.801	<b>217</b>	30.098	237	<b>250</b>	20	1:41.996	45.251	195	26.858	216	<b>29.887</b>	<b>239</b>	248
9	1:41.764	44.663	194	26.747	217	30.354	237	251	21	1:42.053	45.097	195	26.879	217	30.077	239	250
10	1:42.605	45.030	185	27.233	212	30.342	237	<b>252</b>	22	1:41.910	45.104	195	26.919	216	29.887	237	240
11	1:50.058	44.621	197	26.925	215	38.512	56	<b>252</b>	23	1:49.587	45.106	195	27.031	215	37.450	57	249
12	8:06.291	7:08.114	191	27.507	214	30.670	236										

<b>8 Hamprecht, DEU / Jöns, DEU</b>									<b>theoretical besttime: 1:39.850</b>								
1	3:04.790	2:04.305	163	28.612	209	31.873	226		11	1:50.373	45.639	198	27.653	213	37.081	57	250
2	1:42.614	45.774	196	26.867	213	29.973	238	238	12	4:39.919	3:42.147	189	27.084	214	30.688	236	
3	1:41.844	45.103	199	26.952	213	29.789	<b>240</b>	<b>252</b>	13	1:40.328	44.407	200	26.508	214	29.413	<b>240</b>	248
4	1:42.085	44.960	199	26.912	213	30.213	239	<b>252</b>	14	<b>1:39.850</b>	<b>44.037</b>	<b>201</b>	<b>26.424</b>	<b>214</b>	<b>29.389</b>	<b>239</b>	<b>253</b>
5	1:42.589	45.158	200	27.173	212	30.258	239	<b>252</b>	15	1:48.709	44.190	202	26.520	212	37.999	51	<b>253</b>
6	1:53.231	46.964	173	27.626	196	38.641	57	244	16	13:50.361	12:46.434	189	27.210	213	36.717	57	
7	3:38.113	2:40.033	188	27.403	212	30.677	235		17	5:00.792	3:57.326	131	32.992	214	30.474	234	
8	1:44.710	46.040	196	27.415	190	31.255	236	246	18	1:42.461	45.320	198	27.048	214	30.093	237	247
9	1:43.201	45.497	198	27.443	213	30.261	236	248	19	1:42.613	45.502	194	27.139	215	29.972	237	250
10	1:43.579	45.448	195	27.787	213	30.344	236	249	20	1:47.321	44.570	201	26.767	215	35.984	57	251

<b>9 Weishaupt, DEU / Holzer, DEU</b>									<b>theoretical besttime: 1:41.091</b>								
1	2:35.084	1:33.111	160	29.601	165	32.372	233		15	1:50.615	45.531	196	27.398	210	37.686	57	248
2	1:50.312	48.187	194	27.102	196	35.023	234	203	16	4:49.199	3:48.369	187	29.742	210	31.088	235	
3	1:42.287	45.255	197	27.099	209	29.933	239	230	17	1:46.901	47.154	190	28.736	211	31.011	235	250
4	<b>1:41.205</b>	44.627	194	<b>26.696</b>	212	29.882	<b>240</b>	<b>240</b>	18	1:44.792	46.263	193	27.554	213	30.975	237	250
5	1:45.838	44.920	198	29.510	203	31.408	239	236	19	1:44.306	45.834	195	27.349	215	31.123	236	250
6	1:41.719	44.667	198	26.864	211	30.188	237	237	20	1:45.202	46.446	187	27.881	214	30.875	236	250
7	1:53.715	46.274	193	27.364	210	40.077	57	197	21	1:44.354	45.972	197	27.435	216	30.947	236	250
8	6:53.956	5:56.986	196	26.940	215	30.030	237		22	1:52.881	46.181	195	27.746	212	38.954	57	251
9	1:41.561	44.877	199	26.854	214	<b>29.830</b>	239	243	23	4:57.202	3:57.761	183	28.176	195	31.265	235	
10	1:41.261	<b>44.565</b>	197	26.789	213	29.907	239	243	24	1:49.864	49.326	180	28.265	208	32.273	236	247
11	1:50.350	45.890	194	26.882	209	37.578	57	235	25	1:44.531	46.096	189	27.662	215	30.773	237	251
12	3:39.930	2:40.798	193	28.837	203	30.295	239		26	1:44.649	46.192	193	27.528	216	30.929	236	<b>252</b>
13	1:41.962	44.816	199	26.953	215	30.193	237	236	27	1:44.686	46.195	193	27.638	215	30.853	236	250
14	1:41.558	44.611	<b>200</b>	26.885	215	30.062	239	238									

<b>13 Lips, CHE / Barth, DEU</b>									<b>theoretical besttime: 1:41.043</b>								
1	2:49.020	1:42.003	141	33.522	167	33.495	179		11	12:40.020	11:42.600	195	26.911	218	30.509	237	
2	1:48.466	49.899	179	27.857	201	30.710	240	199	12	1:41.534	44.539	200	26.892	218	30.103	240	252
3	1:53.918	46.457	195	26.950	204	40.511	59	230	13	1:41.289	44.533	201	26.647	219	30.109	239	253
4	7:47.632	6:50.634	192	26.843	214	30.155	238		14	1:41.295	44.606	201	26.680	219	30.009	239	253
5	1:41.858	45.029	199	26.842	218	29.987	<b>240</b>	245	15	1:49.771	44.769	202	26.910	220	38.092	59	<b>254</b>
6	1:41.819	45.229	195	<b>26.620</b>	<b>221</b>	<b>29.970</b>	238	250	16	3:26.413	2:26.720	188	29.009	211	30.684	236	
7	<b>1:41.211</b>	<b>44.453</b>	200	26.740	219	30.018	239	252	17	1:41.653	44.662	200	26.917	220	30.074	239	252
8	1:41.432	44.581	199	26.728	218	30.123	237	250	18	1:41.511	44.642	201	26.810	219	30.059	239	253
9	1:50.462	46.241	197	27.076	211	37.145	59	251	19	1:52.698	45.711	189	27.658	211	39.329	59	251
10	5:32.963	4:19.345	150	31.444	164	42.174	59										

<b>16 Stolz, DEU / Bortolotti, ITA</b>									<b>theoretical besttime: 1:40.625</b>								
1	2:54.042	1:46.974	141	32.729	134	34.339	229		12	1:49.521	45.996	196	27.011	213	36.514	58	252
2	1:47.503	49.438	164	27.216	204	30.849	239	156	13	13:06.852	12:05.178	194	28.616	182	33.058	236	
3	1:41.998	45.451	195	26.568	216	29.979	240	233	14	1:42.116	44.961	198	26.860	216	30.295	238	252
4	1:41.390	44.624	198	<b>26.422</b>	217	30.344	241	249	15	1:49.604	45.043	195	27.130	214	37.431	58	254
5	1:41.015	44.496	<b>199</b>	26.553	216	29.966	<b>242</b>	251	16	4:19.646	3:21.335	179	27.709	206	30.602	238	
6	1:40.953	<b>44.411</b>	197	26.625	216	29.917	241	<b>255</b>	17	1:42.684	45.769	194	27.064	216	29.851	240	241
7	1:49.167	45.813	191	26.748	217	36.606	58	255	18	1:41.028	44.656	195	26.580	217	<b>29.792</b>	<b>240</b>	254



# ADAC GT Masters

## Sector List Free Practice 1



Provisional

Reg. Nr.: KNAF 0301.16.184

Circuit Zandvoort, Length: 4307m

Air temperature: 24.38°C

Track temperature: 24.93°C

Weather condition: Dry

Friday, August 19, 2016 13:00:00

Lap	Time	SE1	SP1	SE2	SP2	SE3	SP3	TSP	Lap	Time	SE1	SP1	SE2	SP2	SE3	SP3	TSP
8	2:07.813	1:04.441	193	26.700	216	36.672	58		19	<b>1:40.919</b>	44.453	198	26.654	218	29.812	240	255
9	9:49.935	8:49.959	192	26.902	211	33.074	240		20	1:41.582	44.436	196	26.598	217	30.548	237	255
10	1:41.633	44.885	195	26.661	216	30.087	241	252	21	1:53.511	48.314	173	27.312	194	37.885	58	225
11	1:41.545	44.646	198	26.724	215	30.175	239	254									

### 17 Jahn, DEU / Estre, FRA

theoretical besttime: 1:40.130

1	2:37.263	1:37.481	136	29.396	202	30.386	239		11	1:40.713	44.198	199	26.586	218	29.929	237	248
2	1:40.996	44.809	190	26.406	215	29.781	239	230	12	1:48.030	44.235	199	26.632	218	37.163	58	252
3	1:41.690	44.223	200	26.538	207	30.929	235	237	13	4:17.080	3:19.499	196	27.166	213	30.415	237	
4	<b>1:40.193</b>	44.148	197	26.360	215	<b>29.685</b>	<b>240</b>	241	14	1:41.982	44.978	198	26.821	219	30.183	239	247
5	1:40.460	<b>44.107</b>	195	26.657	217	29.696	240	247	15	1:42.156	44.919	198	27.017	218	30.220	237	246
6	1:48.200	44.672	198	<b>26.338</b>	218	37.190	57	<b>254</b>	16	1:42.354	45.250	200	26.981	219	30.123	239	252
7	21:26.226	20:26.877	196	26.544	213	32.805	238		17	1:42.212	45.083	198	26.892	219	30.237	239	251
8	1:40.641	44.250	198	26.597	217	29.794	237	250	18	1:42.255	44.955	198	27.065	217	30.235	240	253
9	1:48.770	44.330	198	26.557	217	37.883	57	251	19	1:42.186	45.093	197	26.946	218	30.147	239	253
10	5:17.705	4:21.361	197	26.498	218	29.846	239		20	1:42.091	44.842	198	27.047	216	30.202	239	252

### 19 den Boer, NLD / Hürtgen, DEU

theoretical besttime: 1:41.413

1	2:06.387	1:06.510	171	28.689	192	31.188	235		15	1:41.745	45.028	199	26.803	210	29.914	237	246
2	1:44.299	46.237	187	27.160	196	30.902	234	229	16	1:41.524	44.896	198	26.787	211	<b>29.841</b>	<b>237</b>	248
3	1:45.742	47.859	180	27.544	205	30.339	237	222	17	1:43.397	46.028	191	27.097	210	30.272	236	247
4	1:42.521	45.430	194	26.881	212	30.210	238	243	18	1:42.290	44.981	199	26.870	212	30.439	235	248
5	1:42.210	45.095	198	26.877	210	30.238	237	245	19	1:43.630	45.488	194	27.160	210	30.982	235	247
6	1:42.072	45.138	<b>200</b>	26.768	210	30.166	238	246	20	1:44.025	45.624	196	27.435	208	30.966	236	246
7	<b>1:41.505</b>	<b>44.895</b>	200	<b>26.677</b>	<b>213</b>	29.933	236	247	21	1:50.955	46.179	191	27.429	210	37.347	59	246
8	1:51.714	45.835	192	27.165	207	38.714	59	245	22	7:35.315	6:37.801	194	27.148	209	30.366	239	
9	4:50.123	3:50.966	176	27.674	208	31.483	228		23	1:42.586	45.469	191	26.965	209	30.152	237	247
10	1:46.535	47.328	186	27.575	207	31.632	225	241	24	1:41.879	45.023	199	26.866	211	29.990	238	243
11	1:53.588	47.845	186	27.498	189	38.245	59	238	25	1:41.807	45.005	199	26.830	211	29.972	239	247
12	4:17.563	3:15.794	168	30.156	201	31.613	228		26	1:52.230	45.047	194	27.442	209	39.741	46	<b>248</b>
13	1:44.723	46.824	188	27.556	208	30.343	230	241	27	4:01.152	3:03.531	191	27.173	210	30.448	235	
14	1:43.338	45.449	200	26.976	211	30.913	234	246									

### 20 Krohn, FIN / Deletraz, CHE

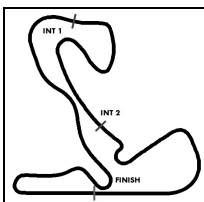
theoretical besttime: 1:39.614

1	2:01.111	1:01.532	168	28.227	194	31.352	235		15	1:41.682	44.702	199	26.887	211	30.093	235	247
2	1:43.256	46.763	189	26.891	208	29.602	<b>240</b>	222	16	1:42.028	45.094	199	26.969	211	29.965	237	244
3	1:40.101	44.468	201	<b>26.248</b>	214	29.385	239	249	17	1:49.704	45.268	194	27.271	212	37.165	59	250
4	1:39.977	44.328	201	26.322	<b>216</b>	29.327	240	251	18	6:14.813	5:15.293	178	28.680	193	30.840	234	
5	<b>1:39.930</b>	44.098	<b>204</b>	26.402	213	29.430	236	251	19	1:44.709	46.846	193	27.394	212	30.469	236	242
6	1:48.987	45.306	196	26.722	213	36.959	59	249	20	1:43.473	45.429	200	27.599	204	30.445	240	246
7	3:54.408	2:55.122	178	27.852	192	31.434	234		21	1:40.078	44.415	199	26.388	215	<b>29.275</b>	<b>240</b>	<b>253</b>
8	1:43.384	46.333	195	26.902	212	30.149	236	239	22	1:40.296	44.172	204	26.528	216	29.596	240	252
9	1:42.569	45.506	199	27.001	214	30.062	237	247	23	1:52.410	45.197	191	27.482	215	39.731	59	252
10	1:41.797	44.959	198	26.929	211	29.909	237	247	24	4:56.084	4:00.000	201	26.566	214	29.518	240	
11	1:43.344	45.078	199	27.001	210	31.265	236	250	25	1:41.286	44.157	202	26.526	215	30.603	238	251
12	1:49.947	45.869	197	26.973	213	37.105	59	250	26	1:40.265	44.173	202	26.555	215	29.537	238	252
13	5:23.693	4:26.615	193	27.054	210	30.024	236		27	1:40.558	<b>44.091</b>	<b>202</b>	26.715	215	29.752	240	251
14	1:42.263	45.183	199	27.084	212	29.996	235	246									

### 21 Sylvest, DNK / Rogivue, CHE

theoretical besttime: 1:42.163

1	2:43.195	1:36.684	142	31.895	158	34.616	169		12	1:43.094	45.619	193	26.957	211	30.518	236	245
2	1:50.988	50.104	165	28.867	177	32.017	231	196	13	1:42.565	45.462	195	26.906	212	30.197	236	249
3	1:49.057	48.413	163	28.847	196	31.797	231	201	14	<b>1:42.182</b>	<b>45.175</b>	<b>196</b>	26.900	214	<b>30.107</b>	<b>237</b>	245
4	1:46.265	47.515	183	27.619	194	31.131	230	203	15	1:49.420	45.427	196	<b>26.881</b>	<b>214</b>	37.112	59	<b>250</b>
5	1:56.603	52.567	134	30.869	156	33.167	220	216	16	3:24.954	2:25.094	178	28.494	206	31.366	231	
6	2:15.509	56.017	137	33.553	141	45.939	50	186	17	1:46.981	48.092	159	27.814	204	31.075	233	231
7	7:18.065	6:12.728	189	27.183	210	38.154	59		18	1:47.571	48.436	169	27.902	208	31.233	233	237
8	5:23.337	4:18.864	192	27.251	208	37.222	59		19	1:44.572	46.332	188	27.460	212	30.780	232	244
9	8:23.840	7:25.765	191	27.227	209	30.848	231		20	1:45.980	46.365	191	28.730	210	30.885	230	244
10	1:52.486	46.344	186	27.544	210	38.598	55	243	21	1:45.345	47.329	192	27.386	212	30.630	232	245
11	4:31.291	3:33.598	190	27.124	210	30.569	233		22	1:43.689	45.993	193	27.094	212	30.602	234	247



# ADAC GT Masters

## Sector List Free Practice 1



Provisional

Circuit Zandvoort, Length: 4307m

Air temperature: 24.38°C

Track temperature: 24.93°C

Weather condition: Dry

Reg. Nr.: KNAF 0301.16.184

Friday, August 19, 2016 13:00:00

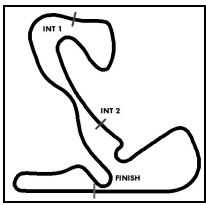
Lap	Time	SE1	SP1	SE2	SP2	SE3	SP3	TSP	Lap	Time	SE1	SP1	SE2	SP2	SE3	SP3	TSP
<b>22</b> Frankenhout, NLD / Gassner, DEU									<b>theoretical besttime: 1:41.924</b>								
1	2:10.762	1:09.947	155	29.312	173	31.503	240		13	1:42.622	45.004	192	27.362	216	30.256	240	254
2	1:43.263	46.156	196	26.940	215	<b>30.167</b>	<b>243</b>	239	14	1:42.619	44.964	189	27.283	217	30.372	241	254
3	1:48.177	46.745	158	28.450	186	32.982	239	247	15	1:43.236	45.173	189	27.478	216	30.585	239	254
4	1:45.937	45.192	196	27.185	195	33.560	239	245	16	1:50.540	45.710	190	27.314	216	37.516	57	252
5	1:47.084	45.496	173	28.787	214	32.801	239	253	17	8:09.035	7:05.594	169	31.616	178	31.825	240	
6	1:42.654	45.498	196	<b>26.937</b>	217	30.219	240	252	18	1:43.922	45.942	193	27.485	216	30.495	241	253
7	1:50.387	45.496	195	27.184	216	37.707	58	250	19	1:43.057	45.558	197	27.282	220	30.217	242	254
8	5:47.509	4:48.365	188	28.140	214	31.004	239		20	1:42.834	45.462	196	27.166	219	30.206	240	253
9	1:43.363	45.857	194	27.174	216	30.332	240	249	21	1:46.034	45.187	192	28.366	190	32.481	241	252
10	1:42.716	45.286	196	27.133	217	30.297	240	254	22	1:43.307	45.383	196	27.483	217	30.441	240	254
11	1:42.589	45.182	191	27.158	217	30.249	241	253	23	1:52.001	47.910	190	30.380	172	33.711	236	243
12	<b>1:42.355</b>	<b>44.820</b>	194	27.162	218	30.373	241	<b>254</b>	24	2:03.814	49.912	140	31.994	172	41.908	57	241

Lap	Time	SE1	SP1	SE2	SP2	SE3	SP3	TSP	Lap	Time	SE1	SP1	SE2	SP2	SE3	SP3	TSP
<b>28</b> Vervisch, BEL / Haase, DEU									<b>theoretical besttime: 1:40.285</b>								
1	2:18.107	1:18.824	177	28.076	193	31.207	232		15	1:48.285	45.013	196	26.862	212	36.410	58	247
2	1:42.870	45.998	191	26.830	210	30.042	236	246	16	3:03.849	2:05.820	192	27.207	208	30.822	234	
3	1:42.177	45.603	195	26.601	211	29.973	236	244	17	1:43.672	46.062	192	26.963	211	30.647	234	235
4	1:45.529	44.906	194	27.343	167	33.280	237	249	18	1:43.571	45.537	196	26.930	211	31.104	234	247
5	1:43.831	45.158	173	27.379	211	31.294	237	249	19	1:43.037	45.402	194	27.100	211	30.535	236	248
6	1:41.384	44.631	196	26.918	212	29.835	<b>237</b>	249	20	1:52.381	45.862	181	28.216	210	38.303	58	249
7	1:51.031	46.527	190	27.421	210	37.083	58	250	21	3:20.138	2:22.244	189	27.380	208	30.514	230	
8	5:34.632	4:37.865	195	26.728	211	30.039	233		22	1:41.062	44.710	199	26.578	213	29.774	236	244
9	1:41.338	44.633	197	26.722	211	29.983	236	250	23	1:40.438	44.449	198	26.354	213	<b>29.635</b>	<b>237</b>	250
10	1:41.369	44.653	196	26.639	212	30.077	236	251	24	<b>1:40.389</b>	<b>44.303</b>	<b>199</b>	<b>26.347</b>	<b>212</b>	29.739	236	250
11	1:41.487	44.633	197	26.816	211	30.038	236	250	25	1:46.403	45.346	186	27.619	210	33.438	235	250
12	1:48.650	45.857	196	26.710	212	36.083	58	250	26	1:40.556	44.342	199	26.482	212	29.732	237	249
13	5:30.317	4:17.030	155	31.129	175	42.158	59		27	1:41.456	44.626	196	26.976	212	29.854	236	<b>251</b>
14	4:58.346	4:00.275	171	27.827	210	30.244	233										

Lap	Time	SE1	SP1	SE2	SP2	SE3	SP3	TSP	Lap	Time	SE1	SP1	SE2	SP2	SE3	SP3	TSP
<b>29</b> De Phillippi, USA / Mies, DEU									<b>theoretical besttime: 1:39.695</b>								
1	2:19.777	1:13.377	142	31.734	134	34.666	228		14	1:44.441	45.544	188	27.399	173	31.498	235	248
2	1:46.215	47.933	185	27.558	198	30.724	236	224	15	1:47.611	44.617	200	26.814	214	36.180	58	248
3	1:42.219	45.444	196	26.673	212	30.102	<b>237</b>	238	16	5:28.821	4:30.678	182	27.727	208	30.416	235	
4	1:49.345	45.002	196	26.903	212	37.440	58	247	17	1:40.241	44.298	199	26.457	213	<b>29.486</b>	<b>237</b>	247
5	4:06.057	3:08.856	199	26.603	213	30.598	237		18	1:40.007	44.043	201	26.392	214	29.572	237	250
6	1:41.050	44.647	200	26.558	214	29.845	237	250	19	1:39.892	44.015	200	26.388	214	29.489	237	250
7	1:41.494	44.781	193	26.710	214	30.003	236	<b>251</b>	20	<b>1:39.834</b>	<b>43.864</b>	<b>202</b>	<b>26.345</b>	<b>214</b>	29.625	237	250
8	1:40.952	44.522	198	26.782	214	29.648	237	250	21	1:49.158	44.848	193	27.548	180	36.762	58	250
9	1:48.169	44.583	200	26.708	213	36.878	59	250	22	5:35.034	4:37.948	193	27.075	210	30.011	237	
10	3:47.077	2:48.143	197	26.904	206	32.030	236		23	1:40.642	44.459	199	26.580	214	29.603	237	250
11	1:41.216	44.646	199	26.680	212	29.890	236	247	24	1:41.863	45.447	196	26.720	214	29.696	235	251
12	1:41.422	44.506	199	26.865	212	30.051	236	250	25	1:40.588	44.320	202	26.460	214	29.808	235	250
13	1:40.957	44.309	200	26.725	213	29.923	234	250	26	1:49.085	44.788	194	27.392	212	36.905	59	250

Lap	Time	SE1	SP1	SE2	SP2	SE3	SP3	TSP	Lap	Time	SE1	SP1	SE2	SP2	SE3	SP3	TSP
<b>31</b> Hezemans, NLD / Curran, USA									<b>theoretical besttime: 1:43.521</b>								
1	3:48.580	2:43.810	131	31.551	162	33.219	221		9	11:40.238	10:40.932	187	28.372	199	30.934	222	
2	1:50.388	49.935	158	29.116	186	31.337	225	195	10	1:45.860	47.608	187	27.567	204	30.685	226	229
3	1:45.917	47.341	183	27.685	199	30.891	224	226	11	1:44.502	46.007	191	27.917	204	30.578	227	237
4	1:44.272	46.339	190	27.256	204	30.677	224	235	12	1:43.682	45.835	193	27.283	205	<b>30.564</b>	<b>225</b>	<b>238</b>
5	1:44.082	46.158	191	27.250	203	30.674	223	236	13	1:44.108	45.926	192	27.493	204	30.689	227	237
6	<b>1:43.664</b>	<b>45.786</b>	<b>193</b>	27.206	204	30.672	<b>228</b>	236	14	1:53.643	46.886	190	27.403	204	39.354	53	212
7	1:44.087	46.292	191	<b>27.171</b>	205	30.624	224	238	15	17:10.841	16:11.828	159	27.906	201	31.107	227	
8	1:54.666	46.128	190	27.322	204	41.216	48	238	16	1:55.525	47.595	185	27.733	200	40.197	57	225

Lap	Time	SE1	SP1	SE2	SP2	SE3	SP3	TSP	Lap	Time	SE1	SP1	SE2	SP2	SE3	SP3	TSP
<b>32</b> Zonzini, SMR / Spengler, DEU									<b>theoretical besttime: 1:43.439</b>								
1	2:32.232	1:20.776	148	30.194	185	41.262	57		10	1:54.310	46.140	186	27.781	213	40.389	50	244
2	3:07.655	2:08.236	158	28.420	210	30.999	237		11	3:46.363	2:47.135	161	28.393	207	30.835	241	
3	1:45.707	46.799	190	27.555	196	31.353	233	231	12	1:43.780	45.567	192	27.385	214	30.828	240	246
4	1:44.473	46.415	193	<b>27.350</b>	213	30.708	241	245	13	<b>1:43.475</b>	<b>45.486</b>	<b>195</b>	27.386	215	<b>30.603</b>	<b>233</b>	250
5	1:45.612	46.295	191	28.408	214	30.909	234	248	14	1:51.643	45.708	190	27.493	208	38.442	56	<b>251</b>
6	1:44.221	46.021	190	27.387	215	30.813	<b>242</b>	250	15	8:33.351	7:31.092	166	28.938	181	33.321	236	



# ADAC GT Masters

## Sector List Free Practice 1



Provisional

Circuit Zandvoort, Length: 4307m

Air temperature: 24.38°C

Track temperature: 24.93°C

Weather condition: Dry

Reg. Nr.: KNAF 0301.16.184

Friday, August 19, 2016 13:00:00

Lap	Time	SE1	SP1	SE2	SP2	SE3	SP3	TSP	Lap	Time	SE1	SP1	SE2	SP2	SE3	SP3	TSP
7	1:52.972	46.809	192	27.519	211	38.644	51	236	16	1:48.314	48.650	183	27.764	187	31.900	236	230
8	5:33.169	4:23.009	146	30.414	186	39.746	59		17	1:46.659	47.911	185	27.546	206	31.202	239	236
9	3:24.873	2:26.379	192	27.629	211	30.865	240		18	1:55.425	47.904	189	28.567	213	38.954	58	236

### 36 Dienst, DEU / Zanella, CHE

theoretical besttime: 1:42.317

1	3:47.440	2:40.835	132	31.329	155	35.276	227		16	1:43.152	45.651	191	27.215	211	30.286	237	243
2	1:55.399	52.818	160	30.057	176	32.524	225	161	17	1:44.108	<b>45.301</b>	<b>196</b>	27.285	208	31.522	222	247
3	1:49.618	49.553	161	28.903	194	31.162	232	180	18	1:43.307	45.888	194	27.103	213	30.316	237	240
4	1:45.247	46.607	186	28.071	206	30.569	236	204	19	1:42.645	45.443	197	27.058	213	30.144	237	249
5	1:51.272	50.099	181	29.146	178	32.027	233	215	20	<b>1:42.471</b>	45.327	197	27.132	213	<b>30.012</b>	<b>237</b>	248
6	1:43.574	46.180	191	27.174	212	30.220	236	226	21	1:43.041	45.442	194	27.272	214	30.327	237	<b>250</b>
7	1:42.773	45.472	193	27.165	212	30.136	234	240	22	1:43.584	45.698	193	27.255	212	30.631	233	246
8	1:43.880	45.455	191	27.065	213	31.360	233	246	23	1:51.763	46.266	180	27.723	203	37.774	58	248
9	1:52.181	45.867	195	27.640	201	38.674	57	244	24	4:20.152	3:21.163	165	27.667	213	31.322	228	
10	3:02.378	2:04.761	192	27.194	211	30.423	233		25	1:45.626	47.067	193	27.457	212	31.102	234	222
11	1:42.646	45.467	195	<b>27.004</b>	210	30.175	238	242	26	1:44.381	46.137	187	27.516	214	30.728	234	243
12	1:43.890	45.396	194	27.982	204	30.512	<b>239</b>	248	27	1:44.048	45.971	194	27.447	215	30.630	236	247
13	1:43.318	45.602	194	27.220	210	30.496	236	246	28	1:43.945	45.773	193	27.444	213	30.728	236	247
14	1:52.157	46.678	184	27.491	191	37.988	57	245	29	1:44.794	45.763	194	27.932	188	31.099	237	245
15	3:23.416	2:25.643	188	27.211	210	30.562	236		30	1:43.640	45.579	194	27.296	214	30.765	239	247

### 44 Ahlin-Kottulinsky, SWE / Bonanomi, ITA

theoretical besttime: 1:40.414

1	2:24.197	1:21.144	154	30.418	180	32.635	229		15	1:45.456	46.550	190	27.416	212	31.490	233	247
2	1:49.361	49.279	184	27.699	203	32.383	233	201	16	1:44.601	46.327	192	27.207	213	31.067	234	248
3	1:42.314	45.401	193	26.941	210	29.972	237	246	17	1:59.018	49.196	181	29.056	210	40.766	59	248
4	1:40.964	44.894	195	26.449	212	29.621	<b>237</b>	250	18	6:25.309	5:27.187	185	27.366	206	30.756	232	
5	1:49.062	44.648	197	<b>26.344</b>	213	38.070	59	<b>251</b>	19	1:42.452	45.183	193	26.893	212	30.376	235	247
6	3:07.507	2:09.008	194	26.657	212	31.842	236		20	1:42.004	45.076	195	26.794	212	30.134	236	250
7	1:40.570	44.550	<b>198</b>	26.416	211	<b>29.604</b>	237	250	21	1:41.658	44.938	194	26.876	212	29.844	237	250
8	<b>1:40.551</b>	<b>44.466</b>	197	26.477	212	29.608	236	250	22	1:49.558	44.758	196	26.798	214	38.002	49	251
9	1:48.620	44.681	195	26.839	212	37.100	58	250	23	4:03.429	3:03.065	193	27.228	212	33.136	232	
10	4:51.485	3:51.453	185	27.915	209	32.117	228		24	1:44.588	46.083	193	27.355	211	31.150	233	246
11	1:47.930	48.460	187	27.500	212	31.970	230	243	25	1:45.712	46.363	192	28.106	210	31.243	232	248
12	1:45.759	46.705	189	27.453	211	31.601	229	246	26	1:45.139	46.644	191	27.261	210	31.234	232	247
13	1:45.540	46.828	188	27.379	212	31.333	230	245	27	1:47.278	48.949	192	27.320	212	31.009	233	247
14	1:51.536	49.019	186	30.417	139	32.100	231	246	28	1:44.088	46.036	193	27.146	212	30.906	233	249

### 50 Geipel, DEU / Frey, CHE

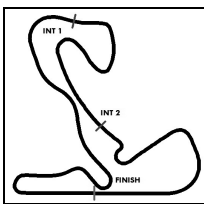
theoretical besttime: 1:40.045

1	2:30.207	1:22.942	174	32.496	130	34.769	229		15	6:05.000	5:07.316	193	27.244	209	30.440	234	
2	2:00.589	46.255	195	34.900	75	39.434	234	239	16	1:42.341	45.486	194	26.792	212	30.063	235	246
3	1:40.755	44.615	198	26.366	214	29.774	238	247	17	1:41.040	44.577	199	26.628	212	29.835	234	248
4	1:40.691	44.609	197	<b>26.338</b>	<b>215</b>	29.744	236	<b>251</b>	18	1:41.663	44.621	199	26.968	213	30.074	234	248
5	1:50.351	44.623	<b>201</b>	32.480	127	33.248	236	248	19	1:43.366	44.679	199	27.055	212	31.632	237	249
6	1:40.758	44.524	199	26.472	213	29.762	236	248	20	1:41.976	44.844	196	26.956	213	30.176	234	248
7	1:49.319	44.449	197	26.451	213	38.419	59	249	21	1:50.303	45.345	196	26.887	213	38.071	59	248
8	6:56.149	5:56.848	152	28.586	209	30.715	234		22	5:46.728	4:35.330	131	36.784	160	34.614	136	
9	1:41.796	45.055	199	26.782	212	29.959	233	247	23	1:51.577	50.980	192	29.553	206	31.044	233	183
10	1:40.983	44.457	200	26.566	214	29.960	221	248	24	1:41.425	45.128	198	26.720	211	<b>29.577</b>	<b>239</b>	246
11	1:48.990	48.475	199	27.058	211	33.457	234	184	25	<b>1:40.338</b>	<b>44.130</b>	<b>201</b>	26.570	212	29.638	237	251
12	1:41.042	44.706	200	26.632	213	29.704	236	248	26	1:41.075	44.370	200	26.619	212	30.086	234	251
13	1:40.625	44.289	201	26.638	213	29.698	236	250	27	1:40.445	44.291	200	26.529	212	29.625	235	248
14	1:48.812	44.480	200	26.880	209	37.452	58	249									

### 55 Pommer, DEU / Maassen, NLD

theoretical besttime: 1:41.497

1	2:40.101	1:37.155	139	30.404	179	32.542	228		5	1:42.145	<b>44.851</b>	<b>200</b>	27.064	212	30.230	238	250
2	1:46.425	48.060	187	27.332	206	31.033	235	225	6	1:53.087	45.909	193	28.664	191	38.514	59	247
3	1:42.351	45.379	196	27.088	212	29.884	<b>239</b>	243	7	8:08.272	7:10.560	195	27.273	212	30.439	235	
4	<b>1:41.656</b>	45.010	199	<b>26.851</b>	<b>213</b>	<b>29.795</b>	237	<b>250</b>	8	1:51.772	45.661	196	27.376	206	38.735	58	244



# ADAC GT Masters

## Sector List Free Practice 1



Provisional

Reg. Nr.: KNAF 0301.16.184

Friday, August 19, 2016 13:00:00

Circuit Zandvoort, Length: 4307m

Air temperature: 24.38°C

Track temperature: 24.93°C

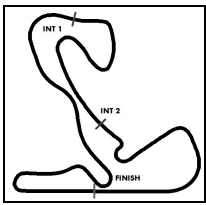
Weather condition: Dry

Lap	Time	SE1	SP1	SE2	SP2	SE3	SP3	TSP	Lap	Time	SE1	SP1	SE2	SP2	SE3	SP3	TSP
<b>63 Ineichen, CHE / Engelhart, DEU</b>									<b>theoretical besttime: 1:39.304</b>								
1	2:20.982	1:14.533	126	31.662	153	34.787	229		14	1:43.894	45.934	195	27.230	215	30.730	237	250
2	1:50.253	51.590	158	28.287	201	30.376	240	157	15	1:44.038	45.097	197	26.872	215	32.069	237	252
3	1:43.282	44.936	195	26.486	212	31.860	240	237	16	1:41.720	44.867	198	26.896	215	29.957	239	252
4	1:40.590	44.440	201	26.373	215	29.777	<b>242</b>	242	17	1:42.547	44.952	188	27.465	215	30.130	239	253
5	1:40.764	44.303	196	26.813	215	29.648	242	249	18	1:50.607	45.139	198	26.838	216	38.630	44	253
6	1:48.286	45.180	196	28.381	171	34.725	240	252	19	6:12.792	5:14.835	183	27.629	204	30.328	237	
7	1:47.797	44.364	200	26.638	214	36.795	58	247	20	1:41.831	45.026	196	26.840	211	29.965	239	244
8	8:25.363	7:26.698	196	26.884	212	31.781	239		21	1:39.878	44.009	201	26.305	215	29.564	241	252
9	1:41.197	44.619	198	26.728	215	29.850	241	248	22	<b>1:39.304</b>	<b>43.731</b>	<b>203</b>	<b>26.200</b>	<b>217</b>	<b>29.373</b>	<b>242</b>	255
10	1:40.442	44.187	200	26.504	216	29.751	242	250	23	1:46.930	44.776	200	26.579	215	35.575	58	<b>256</b>
11	1:48.287	44.350	199	26.474	215	37.463	58	251	24	3:40.402	2:43.391	192	26.866	214	30.145	238	
12	3:55.289	2:57.527	193	27.000	208	30.762	236		25	1:40.771	44.306	199	26.606	215	29.859	240	253
13	1:42.819	45.358	196	27.328	215	30.133	238	248	26	1:40.732	44.325	199	26.552	215	29.855	239	254

Lap	Time	SE1	SP1	SE2	SP2	SE3	SP3	TSP	Lap	Time	SE1	SP1	SE2	SP2	SE3	SP3	TSP
<b>66 Gies, DEU / Lindholm, DEU</b>									<b>theoretical besttime: 1:41.042</b>								
1	3:05.095	1:54.545	135	33.878	118	36.672	198		15	1:48.466	48.243	161	29.182	213	31.041	234	247
2	1:47.236	48.491	188	27.264	212	31.481	233	219	16	1:45.229	46.723	191	27.517	215	30.989	234	248
3	1:44.588	46.872	188	27.023	212	30.693	235	246	17	1:44.307	46.430	193	27.289	214	30.588	236	248
4	1:43.441	45.625	192	27.021	214	30.795	235	249	18	1:43.989	45.912	193	27.369	214	30.708	233	250
5	1:42.797	45.684	192	26.670	212	30.443	235	249	19	1:52.930	45.963	193	27.170	214	39.797	58	250
6	1:43.394	45.699	192	27.024	214	30.671	235	249	20	4:12.058	3:06.873	141	32.473	138	32.712	175	
7	1:52.296	47.715	183	26.878	212	37.703	58	250	21	1:48.209	49.267	186	27.763	210	31.179	236	169
8	4:06.991	3:09.317	193	27.207	210	30.467	236		22	1:42.516	45.256	194	27.022	214	30.238	239	250
9	1:42.632	45.448	195	26.987	214	30.197	236	249	23	1:42.029	44.931	196	26.839	215	30.259	238	<b>252</b>
10	1:43.187	45.237	196	27.334	212	30.616	236	249	24	1:42.113	45.269	191	26.981	213	<b>29.863</b>	<b>236</b>	251
11	1:42.335	45.364	195	26.864	213	30.107	236	250	25	1:41.518	45.063	198	<b>26.547</b>	<b>215</b>	29.908	238	250
12	1:42.521	45.346	196	26.985	212	30.190	236	250	26	1:41.765	<b>44.632</b>	<b>197</b>	26.888	213	30.245	237	252
13	1:49.924	45.061	196	27.093	212	37.770	58	250	27	<b>1:41.373</b>	44.675	197	26.680	215	30.018	238	252
14	7:27.771	6:26.120	178	29.068	165	32.583	232		28	1:42.069	45.201	195	26.980	213	29.888	236	252

Lap	Time	SE1	SP1	SE2	SP2	SE3	SP3	TSP	Lap	Time	SE1	SP1	SE2	SP2	SE3	SP3	TSP
<b>69 Assenheimer, DEU / Schwager, DEU</b>									<b>theoretical besttime: 1:40.401</b>								
1	2:33.951	1:29.768	159	31.187	172	32.996	217		15	3:51.555	2:54.125	186	27.108	210	30.322	236	
2	1:50.612	47.392	192	32.280	192	30.940	236	224	16	1:41.592	45.098	196	26.662	216	29.832	238	248
3	1:48.895	45.736	195	29.268	188	33.891	238	244	17	1:40.656	<b>44.454</b>	<b>201</b>	26.455	217	29.747	238	250
4	1:42.307	45.194	199	26.968	214	30.145	239	250	18	<b>1:40.430</b>	44.483	200	<b>26.401</b>	<b>218</b>	<b>29.546</b>	<b>239</b>	251
5	1:41.937	45.000	199	26.913	215	30.024	238	250	19	1:48.105	44.837	199	26.547	217	36.721	57	<b>252</b>
6	1:50.636	45.271	199	26.927	216	38.438	58	251	20	4:15.620	3:16.935	187	27.563	204	31.122	234	
7	3:58.246	3:01.273	194	26.924	216	30.049	237		21	1:44.568	47.020	196	27.084	215	30.464	236	236
8	1:42.745	45.156	195	27.161	212	30.428	237	251	22	1:43.505	46.237	194	27.183	217	30.085	238	247
9	1:41.653	44.859	198	26.818	216	29.976	237	249	23	1:43.270	46.236	195	26.732	218	30.302	237	249
10	1:41.868	44.956	200	26.859	217	30.053	237	250	24	1:42.600	45.647	201	26.696	218	30.257	232	250
11	1:49.828	45.321	198	27.314	217	37.193	58	251	25	1:49.676	45.475	197	27.168	210	37.033	58	247
12	6:21.661	5:21.898	197	29.353	170	30.410	237		26	2:48.409	1:50.010	200	27.101	215	31.298	236	
13	1:44.856	45.292	185	29.275	184	30.289	237	250	27	1:43.064	45.396	200	27.362	212	30.306	236	250
14	1:49.089	45.017	197	26.993	216	37.079	57	251									

Lap	Time	SE1	SP1	SE2	SP2	SE3	SP3	TSP	Lap	Time	SE1	SP1	SE2	SP2	SE3	SP3	TSP
<b>77 Gounon, FRA / Keilwitz, DEU</b>									<b>theoretical besttime: 1:40.684</b>								
1	2:07.762	1:08.020	165	28.749	206	30.993	233		14	1:42.397	44.760	200	27.100	215	30.537	238	251
2	1:50.269	45.292	196	27.035	195	37.942	58	243	15	1:49.530	44.951	199	27.200	215	37.379	58	251
3	2:58.239	2:01.691	202	<b>26.501</b>	216	30.047	<b>240</b>		16	4:14.528	3:16.627	200	27.281	215	30.620	239	
4	1:47.854	<b>44.225</b>	200	26.575	217	37.054	58	<b>252</b>	17	1:42.780	44.974	200	27.185	215	30.621	238	251
5	3:23.337	2:25.786	200	26.670	209	30.881	239		18	1:49.568	45.145	199	27.479	215	36.944	58	251
6	<b>1:40.984</b>	44.270	202	26.756	216	<b>29.958</b>	239	250	19	3:39.436	2:38.944	185	28.784	211	31.708	236	
7	1:41.022	44.241	202	26.788	217	29.993	239	251	20	1:43.907	45.834	194	27.267	212	30.806	236	249
8	1:48.026	44.510	<b>203</b>	26.787	216	36.729	58	252	21	1:43.825	45.693	198	27.408	214	30.724	237	251
9	4:54.555	3:57.649	202	26.811	<b>218</b>	30.095	239		22	1:51.432	46.364	189	27.433	217	37.635	58	251
10	1:42.069	44.637	202	26.902	216	30.530	240	251	23	5:11.490	4:08.092	190	28.429	212	34.969	236	
11	1:42.002	44.792	199	26.912	215	30.298	238	251	24	1:44.893	45.908	194	27.579	214	31.406	237	250
12	1:49.518	44.853	201	27.053	214	37.612	58	251	25	1:51.341	45.588	194	28.091	190	37.662	58	250
13	5:05.730	4:08.461	199	27.026	213	30.243	239										



# ADAC GT Masters

## Sector List Free Practice 1

Provisional



Circuit Zandvoort, Length: 4307m

Air temperature: 24.38°C

Track temperature: 24.93°C

Weather condition: Dry

Reg. Nr.: KNAF 0301.16.184

Friday, August 19, 2016 13:00:00

Lap	Time	SE1	SP1	SE2	SP2	SE3	SP3	TSP	Lap	Time	SE1	SP1	SE2	SP2	SE3	SP3	TSP
<b>99 Renauer, DEU / Ragginger, AUT</b>									<b>theoretical besttime: 1:40.006</b>								
1	2:48.806	1:41.665	172	27.988	184	39.153	57		16	1:41.238	44.501	198	26.826	217	29.911	238	252
2	3:13.524	2:16.696	195	26.759	216	30.069	238		17	1:40.972	44.324	199	26.704	218	29.944	239	252
3	1:41.183	44.915	194	26.703	216	<b>29.565</b>	240	241	18	1:50.276	45.823	194	27.019	212	37.434	57	252
4	1:40.416	44.382	200	<b>26.361</b>	217	29.673	240	252	19	4:45.583	3:48.421	196	27.001	217	30.161	238	
5	1:40.687	44.448	197	26.486	218	29.753	239	253	20	1:42.149	44.814	199	27.266	218	30.069	239	251
6	1:43.526	44.566	198	28.830	199	30.130	239	252	21	1:42.155	44.977	199	26.935	216	30.243	239	253
7	<b>1:40.238</b>	<b>44.080</b>	201	26.392	217	29.766	240	253	22	1:41.341	44.554	201	26.881	218	29.906	239	254
8	1:47.682	49.768	182	28.161	198	29.753	240	252	23	1:41.950	45.068	201	26.818	217	30.064	240	253
9	1:48.474	44.272	201	26.461	217	37.741	57	254	24	1:41.336	44.366	202	26.866	219	30.104	238	252
10	4:03.513	3:04.667	183	28.791	155	30.055	237		25	1:41.302	44.564	202	26.832	218	29.906	239	254
11	1:40.542	44.316	200	26.544	216	29.682	<b>241</b>	252	26	1:41.657	44.799	201	26.793	218	30.065	240	254
12	1:40.633	44.148	201	26.563	<b>219</b>	29.922	240	254	27	1:42.278	44.943	169	27.087	217	30.248	240	254
13	1:40.630	44.220	201	26.582	218	29.828	240	<b>255</b>	28	1:42.228	44.780	200	27.108	214	30.340	240	255
14	1:50.518	45.698	192	27.253	211	37.567	57	247	29	1:49.621	44.797	198	26.838	217	37.986	57	254
15	4:20.481	3:22.208	200	27.763	140	30.510	238										