

ADAC Formel 4

Result List Free Practice 2



Provisional

Reg. Nr.: KNAF 0301.16.185



Circuit Zandvoort, Length: 4307m

Air temperature: 21.87°C

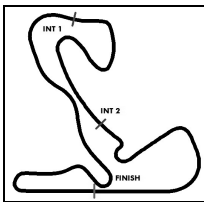
Track temperature: 21.3°C

Weather condition: Dry

Friday, August 19, 2016 10:40:00

started : 32 classified : 32 not classified : 0

Nr.	Drivers	Team	Lap	Best Time	Gap	Diff	Kph	Day Time
Cl.	Car	Competitor						
1	5 L.Zendeli(DEU) R ADAC Formel 4 powered by Abarth	(T) ADAC Berlin-Brandenburg e.V.(DEU) ADAC Berlin-Brandenburg e.V.	11	1:38.754			157.0	11:04:39
2	35 K.Laliberte(FRA) ADAC Formel 4 powered by Abarth	Van Amersfoort Racing(NLD) Van Amersfoort Racing	10	1:39.027	0.273	0.273	156.5	11:04:14
3	7 O.Söderström(SWE) ADAC Formel 4 powered by Abarth	ADAC Berlin-Brandenburg e.V.(DEU) ADAC Berlin-Brandenburg e.V.	8	1:39.081	0.327	0.054	156.4	11:05:42
4	19 F.Scherer(CHE) R ADAC Formel 4 powered by Abarth	(T) Jenzer Motorsport(CHE) Jenzer Motorsport	10	1:39.092	0.338	0.011	156.4	11:04:24
5	96 J.Mawson(DEU) ADAC Formel 4 powered by Abarth	(T) Van Amersfoort Racing(NLD) Van Amersfoort Racing	10	1:39.133	0.379	0.041	156.4	11:05:04
6	28 K.Schramm(DEU) ADAC Formel 4 powered by Abarth	(T) US Racing(DEU) US Racing	11	1:39.152	0.398	0.019	156.3	11:04:21
7	29 M.Schumacher(DEU) ADAC Formel 4 powered by Abarth	(T) Prema Powerteam(ITA) Prema Powerteam	10	1:39.206	0.452	0.054	156.2	11:04:06
8	81 N.Nielsen(DNK) R ADAC Formel 4 powered by Abarth	(T) Neuhauser Racing(AUT) Neuhauser Racing	10	1:39.216	0.462	0.010	156.2	11:04:09
9	80 F.Drugovich(AUT) R ADAC Formel 4 powered by Abarth	(T) Neuhauser Racing(AUT) Neuhauser Racing	10	1:39.285	0.531	0.069	156.1	11:04:10
10	68 J.Correa(ITA) R ADAC Formel 4 powered by Abarth	(T) Prema Powerteam(ITA) Prema Powerteam	11	1:39.343	0.589	0.058	156.0	11:05:44
11	77 J.van Uiter(NLD) ADAC Formel 4 powered by Abarth	(T) Jenzer Motorsport(CHE) Jenzer Motorsport	4	1:39.364	0.610	0.021	156.0	10:48:20
12	66 S.Laaksonen(FIN) ADAC Formel 4 powered by Abarth	(T) Motopark(DEU) Motopark	10	1:39.378	0.624	0.014	156.0	11:05:14
13	14 T.Preining(AUT) ADAC Formel 4 powered by Abarth	(T) Lechner Racing(AUT) Lechner Racing	10	1:39.479	0.725	0.101	155.8	11:04:34
14	2 J.Fittje(DEU) ADAC Formel 4 powered by Abarth	(T) US Racing(DEU) US Racing	10	1:39.491	0.737	0.012	155.8	11:04:19
15	99 S.Flörsch(DEU) ADAC Formel 4 powered by Abarth	Motopark(DEU) Motopark	10	1:39.504	0.750	0.013	155.8	11:05:21
16	25 M.Müller-Crepon(CHE) ADAC Formel 4 powered by Abarth	(T) Van Amersfoort Racing(NLD) Van Amersfoort Racing	10	1:39.524	0.770	0.020	155.7	11:04:45
17	90 C.Piro(DEU) ADAC Formel 4 powered by Abarth	(T) Team Piro Sport Interdental(DEU) Team Piro Sport Interdental	11	1:39.530	0.776	0.006	155.7	11:04:26
18	44 J.Vips(ITA) R ADAC Formel 4 powered by Abarth	Prema Powerteam(ITA) Prema Powerteam	5	1:39.540	0.786	0.010	155.7	10:48:38
19	23 J.Hanses(DEU) R ADAC Formel 4 powered by Abarth	(T) Team Timo Scheider GmbH(DEU) Team Timo Scheider GmbH	10	1:39.587	0.833	0.047	155.6	11:04:41
20	75 J.Esmeijer(NLD) ADAC Formel 4 powered by Abarth	(T) Team Timo Scheider GmbH(DEU) Team Timo Scheider GmbH	3	1:39.626	0.872	0.039	155.6	10:45:44
21	20 K.Kratz(DEU) ADAC Formel 4 powered by Abarth	Jenzer Motorsport(CHE) Jenzer Motorsport	11	1:39.680	0.926	0.054	155.5	11:04:32
22	97 D.DeFrancesco(GBR) ADAC Formel 4 powered by Abarth	ADAC Berlin-Brandenburg e.V.(DEU) ADAC Berlin-Brandenburg e.V.	3	1:39.684	0.930	0.004	155.5	10:48:26
23	33 J.Aberdein(ZAF) R ADAC Formel 4 powered by Abarth	(T) Motopark(DEU) Motopark	11	1:39.742	0.988	0.058	155.4	11:05:12
24	27 L.Gachot(GBR) ADAC Formel 4 powered by Abarth	US Racing(DEU) US Racing	11	1:39.770	1.016	0.028	155.4	11:04:22
25	18 J.Meikup(EST) ADAC Formel 4 powered by Abarth	Jenzer Motorsport(CHE) Jenzer Motorsport	10	1:39.937	1.183	0.167	155.1	11:04:36
26	40 L.Hoogenboom(NLD) R ADAC Formel 4 powered by Abarth	Van Amersfoort Racing(NLD) Van Amersfoort Racing	10	1:40.023	1.269	0.086	155.0	11:05:07



ADAC Formel 4

Result List Free Practice 2



Provisional

Reg. Nr.: KNAF 0301.16.185

Friday, August 19, 2016 10:40:00



Circuit Zandvoort, Length: 4307m
 Air temperature: 21.87°C
 Track temperature: 21.3°C
 Weather condition: Dry

started : 32 classified : 32 not classified : 0

Nr. Drivers	Team	Lap	Best Time	Gap	Diff	Kph	Day Time
Cl. Car	Competitor						
27 13 Y.Brandt(DEU)	(T) Lechner Racing(AUT)	7	1:40.033	1.279	0.010	155.0	10:57:15
R ADAC Formel 4 powered by Abarth	Lechner Racing						
28 6 M.Ortmann(DEU)	(T) ADAC Berlin-Brandenburg e.V.(DEU)	6	1:40.333	1.579	0.300	154.5	10:55:42
ADAC Formel 4 powered by Abarth	ADAC Berlin-Brandenburg e.V.						
29 8 L.Engstler(DEU)	(T) Liqui Moly Team Engstler(DEU)	6	1:40.637	1.883	0.304	154.0	11:04:29
ADAC Formel 4 powered by Abarth	Liqui Moly Team Engstler						
30 45 T.Wolf(DEU)	(T) KUG-Motorsport(DEU)	8	1:40.795	2.041	0.158	153.8	10:57:32
ADAC Formel 4 powered by Abarth	KUG-Motorsport						
31 3 C.Schreiner(DEU)	US Racing(DEU)	9	1:42.229	3.475	1.434	151.6	11:04:09
ADAC Formel 4 powered by Abarth	US Racing						
32 21 M.Halder(DEU)	(T) Liqui Moly Team Engstler(DEU)	10	1:42.409	3.655	0.180	151.4	11:04:50
ADAC Formel 4 powered by Abarth	Liqui Moly Team Engstler						

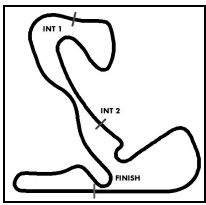
T = nominated for the team classification

Subject to final scrutineering!

Publications Time:

Clerk of the course:

Time Keeping:



ADAC TCR Germany

Sector List Free Practice 2



Provisional

Reg. Nr.: KNAF 0301.16.185

Circuit Zandvoort, Length: 4307m

Air temperature: 21.3°C

Track temperature: 20.37°C

Weather condition: Dry

Friday, August 19, 2016 10:00:00

Lap	Time	SE1	SP1	SE2	SP2	SE3	SP3	TSP	Lap	Time	SE1	SP1	SE2	SP2	SE3	SP3	TSP
4 Mackschin, DEU									theoretical besttime: 1:49.702								
1	2:32.221	1:26.824	151	31.308	169	34.089	205		8	1:49.985	48.650	180	28.873	189	32.462	211	221
2	1:53.374	50.477	176	29.643	185	33.254	209	206	9	1:50.320	48.955	178	28.851	189	32.514	211	222
3	1:52.598	49.747	176	29.853	187	32.998	210	217	10	1:57.045	49.114	178	28.915	191	39.016	55	221
4	1:51.383	49.378	177	29.178	186	32.827	211	222	11	4:47.903	3:45.937	179	29.254	188	32.712	211	
5	1:59.850	49.701	176	29.510	182	40.639	52	221	12	1:49.702	48.579	180	28.778	190	32.345	211	221
6	4:23.332	3:20.362	171	29.785	175	33.185	210		13	1:50.008	48.703	178	28.824	190	32.481	211	222
7	1:50.012	48.835	179	28.788	189	32.389	211	219									

6 Zimmermann, DEU									theoretical besttime: 1:49.292								
1	2:22.419	1:17.395	159	31.133	171	33.891	208		7	2:03.738	49.765	174	30.039	183	43.934	49	221
2	1:52.349	49.877	178	29.358	187	33.114	209	219	8	5:17.727	4:07.844	140	35.943	142	33.940	209	
3	1:51.346	49.490	178	29.016	189	32.840	212	219	9	1:49.909	48.970	180	28.720	189	32.219	212	219
4	1:51.194	49.157	176	29.129	191	32.908	210	223	10	1:49.510	48.429	180	28.938	190	32.143	212	223
5	1:51.607	49.336	177	29.201	189	33.070	211	223	11	2:01.225	48.817	178	28.888	185	43.520	47	224
6	1:51.535	49.436	177	29.057	188	33.042	210	222	12								

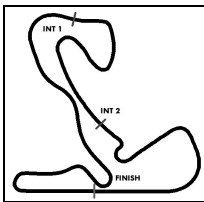
7 Halder, DEU									theoretical besttime: 1:51.327								
1	2:53.076	1:45.872	114	32.405	158	34.799	205		7	2:03.133	49.839	172	30.045	171	43.249	48	221
2	1:53.836	51.312	171	29.562	186	32.962	209	213	8	5:09.851	4:07.500	173	29.598	188	32.753		
3	1:51.986	50.071	173	29.434	188	32.481	210	221	9	2:00.402	49.917	173	29.340	188	41.145	53	219
4	1:51.856	49.786	173	29.418	187	32.652	209	223	10	5:55.390	4:49.482	169	32.200	167	33.708	206	
5	1:51.737	49.681	174	29.423	189	32.633	211	221	11	1:54.782	49.917	174	31.208	171	33.657		217
6	1:51.549	49.643	175	29.203	187	32.703	209	221	12	1:51.532	49.684	175	29.240	187	32.608	208	220

8 Lautenschlager, DEU									theoretical besttime: 1:50.089								
1	2:28.208	1:23.233	151	30.719	181	34.256	205		8	5:57.334	4:53.221	171	31.208	188	32.905	213	
2	1:57.658	50.689	172	29.641	188	37.328	180	217	9	1:50.834	49.653	175	28.756	192	32.425	214	220
3	1:53.480	51.039	173	29.578	190	32.863	212	203	10	1:50.309	49.023	178	28.903	190	32.383	210	225
4	1:52.776	50.184	174	29.309	190	33.283	210	223	11	1:50.331	49.059	176	28.683	190	32.589	211	222
5	1:53.588	50.011	174	29.470	191	34.107	208	222	12	1:58.987	49.450	174	28.996	191	40.541	53	223
6	1:53.696	50.331	174	30.029	189	33.336	211	219	13								
7	2:01.708	50.300	174	29.703	189	41.705	52	221									

10 Buri, FIN									theoretical besttime: 1:49.503								
1	2:40.517	1:26.900	127	37.381	131	36.236	188		8	1:50.625	49.263	177	28.917	192	32.445	214	225
2	1:55.360	52.783	173	29.554	182	33.023	209	194	9	1:59.024	48.970	178	28.904	190	41.150	58	225
3	1:51.025	49.615	174	29.029	190	32.381	214	214	10	5:18.818	4:17.231	178	29.216	191	32.371	212	
4	1:50.620	49.352	178	28.634	192	32.634	215	222	11	1:50.771	49.418	178	28.897	192	32.456	215	224
5	1:50.165	49.198	176	28.765	193	32.202	214	225	12	1:50.636	48.897	178	29.100	193	32.639	214	227
6	1:49.818	48.667	174	28.948	192	32.203	215	227	13	1:57.574	49.129	178	28.955	193	39.490	59	225
7	1:50.831	49.165	178	29.048	191	32.618	213	226	14								

13 Leuchter, DEU									theoretical besttime: 1:50.837								
1	2:17.542	1:11.612	165	31.233	147	34.697	207		8	1:51.707	49.317	178	29.592	188	32.798	210	219
2	1:53.055	50.668	176	29.410	190	32.977	210	193	9	1:51.443	49.689	175	29.130	190	32.624	211	220
3	1:51.341	49.375	175	29.072	189	32.894	210	220	10	1:51.657	49.559	176	29.242	188	32.856	212	223
4	1:51.342	49.173	175	29.247	190	32.922	211	221	11	1:51.281	49.283	178	29.346	190	32.652	212	224
5	2:02.372	49.141	178	29.325	191	43.906	46	222	12	1:52.339	49.792	175	29.578	189	32.969	212	225
6	6:17.817	5:15.124	177	29.463	187	33.230	207		13	1:52.692	49.660	178	29.583	185	33.449	210	222
7	1:52.450	50.293	180	29.111	189	33.046	210	219	14	1:53.729	49.876	176	30.357	187	33.496	212	220

18 Jordan, DEU									theoretical besttime: 1:50.955								
1	9:14.566	8:10.100	152	30.552	185	33.914	208		7	1:52.362	49.865	171	29.525	186	32.972	209	211
2	1:52.876	50.667	176	29.421	187	32.788	209	216	8	1:51.272	49.504	173	28.937	188	32.831	211	217
3	1:51.957	49.607	177	29.298	185	33.052	210	219	9	1:51.422	49.595	174	29.042	189	32.785	211	216
4	1:51.997	49.628	176	29.139	189	33.230	211	221	10	1:51.718	49.506	172	29.257	190	32.955	208	219
5	2:15.871	49.435	174	44.445	168	41.991	57	220	11		49.233	173	29.978	134			217
6	4:14.947	3:11.702	169	29.755	189	33.490	206										



ADAC TCR Germany



Sector List Free Practice 2

Provisional

Reg. Nr.: KNAF 0301.16.185

Friday, August 19, 2016 10:00:00

Circuit Zandvoort, Length: 4307m

Air temperature: 21.3°C

Track temperature: 20.37°C

Weather condition: Dry

Lap	Time	SE1	SP1	SE2	SP2	SE3	SP3	TSP	Lap	Time	SE1	SP1	SE2	SP2	SE3	SP3	TSP
22	Proczyk, AUT								theoretical besttime: 1:49.970								
1	2:23.511	1:16.245	157	31.505	167	35.761	205		7	1:50.163	48.853	177	28.847	188	32.463	210	218
2	1:54.533	51.447	172	29.650	184	33.436	209	198	8	1:52.081	49.466	158	29.836	185	32.779	209	221
3	1:52.578	50.269	173	29.288	186	33.021	209	218	9	1:50.106	48.989	176	28.845	189	32.272	210	219
4	2:01.810	50.411	170	29.690	185	41.709	41	219	10	1:59.864	49.872	174	29.588	182	40.404	54	213
5	5:51.613	4:47.987	162	30.294	173	33.332	207		11	4:45.835	3:44.377	173	28.884	187	32.574	208	
6	1:52.316	50.109	173	29.454	184	32.753	207	214	12	1:50.573	48.929	175	29.201	188	32.443	209	219

28	Eberle, CHE								theoretical besttime: 1:50.555								
1	3:07.792	1:43.201	103	43.171	99	41.420	137		8	1:59.979	49.649	175	29.304	187	41.026	58	219
2	2:16.725	58.694	157	31.293	160	46.738	58	136	9	3:45.061	2:42.814	172	29.361	187	32.886	209	
3	4:12.351	2:45.982	93	45.198	67	41.171	205		10	1:51.715	49.521	175	29.087	187	33.107	208	220
4	1:52.430	49.976	175	29.550	184	32.904	208	217	11	1:51.453	49.613	174	29.103	187	32.737	210	219
5	1:51.060	49.356	176	29.168	186	32.536	209	219	12	1:51.516	49.429	175	29.323	187	32.764	209	221
6	1:50.973	48.932	176	29.287	188	32.754	209	220	13	1:51.875	49.768	174	29.298	186	32.809	209	220
7	1:51.461	49.524	170	29.188	188	32.749	209	220									

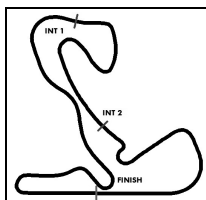
34	Schouten, NLD								theoretical besttime: 1:50.091								
1	2:10.832	1:00.083	163	31.035	181	39.714	59		8	1:53.026	50.023	176	30.187	183	32.816	209	218
2	3:34.872	2:33.560	175	28.755	187	32.557	209		9	1:51.256	49.508	175	29.203	184	32.545	208	219
3	1:50.498	49.057	176	28.802	185	32.639	208	218	10	1:50.986	49.416	173	29.046	185	32.524	209	219
4	1:50.308	49.083	177	28.764	188	32.461	209	218	11	1:51.244	49.327	176	29.239	184	32.678	209	220
5	1:50.102	48.900	176	28.730	188	32.472	209	219	12	1:51.698	49.624	176	29.239	185	32.835	209	220
6	2:04.901	54.328	155	29.915	187	40.658	56	219	13	1:59.170	49.333	175	29.244	184	40.593	60	220
7	6:55.934	5:52.791	167	29.742	184	33.401	209										

41	Kirsch, DEU								theoretical besttime: 1:50.788								
1	2:44.508	1:34.557	149	35.919	157	34.032	210		8	1:51.406	49.417	176	29.333	189	32.656	214	215
2	1:52.328	50.311	168	29.141	186	32.876	212	214	9	1:51.960	49.426	173	29.314	185	33.220	209	222
3	1:52.326	49.889	172	29.806	183	32.631	214	223	10	2:03.170	49.750	173	29.511	175	43.909	53	217
4	1:51.048	49.519	173	28.869	186	32.660	213	216	11	3:37.314	2:34.409	163	30.046	189	32.859	210	
5	1:51.172	49.448	173	29.222	190	32.502	213	221	12	1:52.274	49.683	172	29.539	190	33.052	212	210
6	2:02.421	49.637	173	29.017	189	43.767	46	222	13	1:51.811	49.522	168	29.379	188	32.910	212	220
7	3:44.266	2:42.175	171	29.334	186	32.757	212		14	1:52.531	49.731	171	29.563	185	33.237	212	222

66	Jost, CHE								theoretical besttime: 1:50.667								
1	2:23.995	1:16.843	152	32.587	156	34.565	211		8	1:50.916	49.491	173	28.854	186	32.571	214	215
2	1:54.805	52.072	169	29.662	180	33.071	214	190	9	1:50.972	49.656	171	28.994	187	32.322	216	212
3	1:53.733	50.865	173	29.715	183	33.153	214	205	10	1:51.372	49.876	171	29.145	185	32.351	215	204
4	1:53.954	50.951	171	29.690	183	33.313	213	205	11	1:53.115	50.242	177	29.229	190	33.644	214	196
5	2:06.596	53.731	164	30.179	171	42.686	59	203	12	1:51.637	49.776	175	29.236	191	32.625	214	203
6	4:10.134	3:04.968	160	30.659	167	34.507	206		13	2:01.170	49.896	166	29.758	187	41.516	59	210
7	1:53.847	51.472	173	29.347	181	33.028	212	201	14	3:55.342	2:52.009	168	29.929	183	33.404	211	

68	Kankkunen, FIN								theoretical besttime: 1:53.104								
1	3:18.461	1:45.496	110	42.047	93	50.918	50		8	1:54.578	50.504	172	30.175	185	33.899		215
2	2:35.135	1:30.599	170	30.045	165	34.491			9	1:54.363	50.767	173	30.066	187	33.530		218
3	1:54.908	51.011	170	30.119	182	33.778		214	10	2:11.231	51.571	171	30.758	163	48.902	57	218
4	1:53.870	50.872	173	29.291	184	33.707		219	11	4:19.736	3:15.474	171	30.417	183	33.845		
5	1:53.972	50.668	173	29.688	183	33.616		217	12	1:54.967	50.567	172	30.299	185	34.101		217
6	1:53.999	50.283	171	30.129	185	33.587		218	13	1:54.541	50.605	172	30.133	184	33.803		219
7	1:54.349	50.865	173	29.916	185	33.568		215	14	2:03.099	52.573	170	30.382	183	40.144		217

80	Crocker, SCO								theoretical besttime: 1:50.380								
1	2:47.714	1:38.974	151	33.897	143	34.843	209		8	2:21.451	49.814	169	29.211	192	1:02.426	43	219
2	1:55.639	52.142	163	30.011	190	33.486	211	193	9	5:42.833	4:30.577	144	35.791	177	36.465	205	
3	1:54.403	51.532	163	29.641	189	33.230	214	208	10	2:00.283	55.465	159	30.842	183	33.976	209	204
4	1:55.852	52.424	164	30.170	188	33.258	211	219	11	1:53.492	50.845	169	29.169	192	33.478	209	217
5	1:52.926	50.669	169	29.073	192	33.184	210	216	12	1:51.445	49.921	172	28.925	192	32.599	212	215
6	1:52.919	50.407	169	29.282	188	33.230	209	219	13	1:50.592	49.261	176	28.713	190	32.618	212	221



ADAC TCR Germany

Sector List Free Practice 2



Provisional

Reg. Nr.: KNAF 0301.16.185

Circuit Zandvoort, Length: 4307m

Air temperature: 21.3°C

Track temperature: 20.37°C

Weather condition: Dry

Friday, August 19, 2016 10:00:00

Lap	Time	SE1	SP1	SE2	SP2	SE3	SP3	TSP	Lap	Time	SE1	SP1	SE2	SP2	SE3	SP3	TSP
7	1:52.145	49.731	166	29.117	191	33.297	211	222	14	1:50.488	49.259	173	28.821	192	32.408	212	219

88 Fugel, DEU

theoretical besttime: 1:53.039

1	2:46.429	1:37.402	148	34.644	139	34.383	210		8	1:55.182	50.945	172	30.197	188	34.040	209	209
2	1:54.693	51.491	169	29.712	185	33.490	209	189	9	2:07.247	50.903	172	32.640	181	43.704	50	213
3	1:53.328	50.683	173	29.528	186	33.117	211	211	10	3:13.225	2:09.172	171	30.139	187	33.914	209	
4	1:53.268	50.717	172	29.376	192	33.175	211	213	11	1:56.037	51.461	169	30.530	190	34.046	208	205
5	2:02.894	50.546	170	29.594	189	42.754	54	207	12	1:55.880	51.483	168	30.400	190	33.997	209	212
6	3:23.136	2:17.994	170	31.332	183	33.810	209		13	1:56.796	52.082	168	30.514	190	34.200	208	210
7	1:54.530	50.936	172	29.932	188	33.662	210	213	14	1:58.402	51.535	170	30.988	190	35.879	199	212

99 Files, GBR

theoretical besttime: 1:49.975

1	2:05.635	59.473	164	32.619	151	33.543	211		7	1:51.065	49.219	177	29.006	190	32.840	215	220
2	1:52.116	49.694	173	29.595	177	32.827	213	202	8	1:59.634	49.265	174	29.145	190	41.224	58	216
3	1:50.674	48.897	177	28.872	191	32.905	210	218	9	3:30.685	2:26.413	170	30.892	157	33.380	213	
4	1:50.241	49.047	175	28.674	191	32.520	214	221	10	1:49.975	48.876	179	28.661	191	32.438	215	219
5	1:58.557	49.517	177	28.769	189	40.271	56	216	11	2:00.778	50.457	158	29.744	174	40.577	56	221
6	5:36.830	4:34.401	176	29.512	182	32.917	214										