

ADAC Formel 4

Result List Free Practice 1



Provisional

Reg. Nr.: KNAF 0301.16.185



Circuit Zandvoort, Length: 4307m

Air temperature: 18.79°C

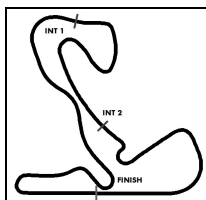
Track temperature: 18.6°C

Weather condition: Dry

Friday, August 19, 2016 8:40:00

started : 32 classified : 32 not classified : 0

Nr.	Drivers	Team	Lap	Best Time	Gap	Diff	Kph	Day Time
Cl.	Car	Competitor						
1	6 M.Ortmann(DEU) ADAC Formel 4 powered by Abarth	(T) ADAC Berlin-Brandenburg e.V.(DEU) ADAC Berlin-Brandenburg e.V.	11	1:38.467			157.4	9:04:15
2	5 L.Zendeli(DEU) R ADAC Formel 4 powered by Abarth	(T) ADAC Berlin-Brandenburg e.V.(DEU) ADAC Berlin-Brandenburg e.V.	10	1:38.869	0.402	0.402	156.8	9:03:14
3	44 J.Vips(ITA) R ADAC Formel 4 powered by Abarth	Prema Powerteam(ITA) Prema Powerteam	10	1:39.001	0.534	0.132	156.6	9:02:25
4	28 K.Schramm(DEU) ADAC Formel 4 powered by Abarth	(T) US Racing(DEU) US Racing	11	1:39.157	0.690	0.156	156.3	9:05:02
5	99 S.Flörsch(DEU) ADAC Formel 4 powered by Abarth	Motopark(DEU) Motopark	10	1:39.349	0.882	0.192	156.0	9:03:52
6	68 J.Correa(ITA) R ADAC Formel 4 powered by Abarth	(T) Prema Powerteam(ITA) Prema Powerteam	12	1:39.369	0.902	0.020	156.0	9:03:56
7	2 J.Fittje(DEU) ADAC Formel 4 powered by Abarth	(T) US Racing(DEU) US Racing	11	1:39.370	0.903	0.001	156.0	9:05:18
8	33 J.Aberdein(ZAF) R ADAC Formel 4 powered by Abarth	(T) Motopark(DEU) Motopark	7	1:39.417	0.950	0.047	155.9	8:53:11
9	96 J.Mawson(DEU) ADAC Formel 4 powered by Abarth	(T) Van Amersfoort Racing(NLD) Van Amersfoort Racing	5	1:39.461	0.994	0.044	155.8	8:50:22
10	35 K.Laliberte(FRA) ADAC Formel 4 powered by Abarth	Van Amersfoort Racing(NLD) Van Amersfoort Racing	11	1:39.514	1.047	0.053	155.8	9:04:18
11	14 T.Preining(AUT) ADAC Formel 4 powered by Abarth	(T) Lechner Racing(AUT) Lechner Racing	9	1:39.517	1.050	0.003	155.8	9:02:48
12	29 M.Schumacher(DEU) ADAC Formel 4 powered by Abarth	(T) Prema Powerteam(ITA) Prema Powerteam	10	1:39.536	1.069	0.019	155.7	9:02:12
13	7 O.Söderström(SWE) ADAC Formel 4 powered by Abarth	ADAC Berlin-Brandenburg e.V.(DEU) ADAC Berlin-Brandenburg e.V.	11	1:39.621	1.154	0.085	155.6	9:03:57
14	81 N.Nielsen(DNK) R ADAC Formel 4 powered by Abarth	(T) Neuhauser Racing(AUT) Neuhauser Racing	10	1:39.656	1.189	0.035	155.5	9:03:54
15	77 J.van Uiter(NLD) ADAC Formel 4 powered by Abarth	(T) Jenzer Motorsport(CHE) Jenzer Motorsport	10	1:39.665	1.198	0.009	155.5	9:04:01
16	80 F.Drugovich(AUT) R ADAC Formel 4 powered by Abarth	(T) Neuhauser Racing(AUT) Neuhauser Racing	11	1:39.683	1.216	0.018	155.5	9:05:34
17	66 S.Laaksonen(FIN) ADAC Formel 4 powered by Abarth	(T) Motopark(DEU) Motopark	11	1:39.687	1.220	0.004	155.5	9:04:38
18	19 F.Scherer(CHE) R ADAC Formel 4 powered by Abarth	(T) Jenzer Motorsport(CHE) Jenzer Motorsport	11	1:39.698	1.231	0.011	155.5	9:04:09
19	97 D.DeFrancesco(GBR) ADAC Formel 4 powered by Abarth	ADAC Berlin-Brandenburg e.V.(DEU) ADAC Berlin-Brandenburg e.V.	5	1:40.059	1.592	0.361	154.9	8:54:15
20	18 J.Meikup(EST) ADAC Formel 4 powered by Abarth	Jenzer Motorsport(CHE) Jenzer Motorsport	11	1:40.299	1.832	0.240	154.5	9:04:13
21	8 L.Engstler(DEU) ADAC Formel 4 powered by Abarth	(T) Liqui Moly Team Engstler(DEU) Liqui Moly Team Engstler	10	1:40.322	1.855	0.023	154.5	9:04:04
22	25 M.Müller-Crepon(CHE) ADAC Formel 4 powered by Abarth	(T) Van Amersfoort Racing(NLD) Van Amersfoort Racing	6	1:40.457	1.990	0.135	154.3	8:50:46
23	90 C.Piro(DEU) ADAC Formel 4 powered by Abarth	(T) Team Piro Sport Interdental(DEU) Team Piro Sport Interdental	9	1:40.478	2.011	0.021	154.3	9:04:14
24	27 L.Gachot(GBR) ADAC Formel 4 powered by Abarth	US Racing(DEU) US Racing	11	1:40.487	2.020	0.009	154.3	9:04:03
25	20 K.Kratz(DEU) ADAC Formel 4 powered by Abarth	Jenzer Motorsport(CHE) Jenzer Motorsport	10	1:40.586	2.119	0.099	154.1	9:02:32
26	23 J.Hanses(DEU) R ADAC Formel 4 powered by Abarth	(T) Team Timo Scheider GmbH(DEU) Team Timo Scheider GmbH	11	1:40.599	2.132	0.013	154.1	9:04:26



ADAC Formel 4

Result List Free Practice 1



Provisional

Reg. Nr.: KNAF 0301.16.185

Friday, August 19, 2016 8:40:00



Circuit Zandvoort, Length: 4307m

Air temperature: 18.79°C

Track temperature: 18.6°C

Weather condition: Dry

started : 32 classified : 32 not classified : 0

Nr.	Drivers	Team	Lap	Best Time	Gap	Diff	Kph	Day Time
Cl.	Car	Competitor						
27	75 J.Esmeijer(NLD) ADAC Formel 4 powered by Abarth	(T) Team Timo Scheider GmbH(DEU) Team Timo Scheider GmbH	11	1:40.656	2.189	0.057	154.0	9:04:32
28	13 Y.Brandt(DEU) R ADAC Formel 4 powered by Abarth	(T) Lechner Racing(AUT) Lechner Racing	10	1:40.704	2.237	0.048	153.9	9:04:05
29	40 L.Hoogenboom(NLD) R ADAC Formel 4 powered by Abarth	Van Amersfoort Racing(NLD) Van Amersfoort Racing	11	1:40.955	2.488	0.251	153.5	9:04:49
30	45 T.Wolf(DEU) ADAC Formel 4 powered by Abarth	(T) KUG-Motorsport(DEU) KUG-Motorsport	9	1:41.066	2.599	0.111	153.4	9:04:25
31	21 M.Halder(DEU) ADAC Formel 4 powered by Abarth	(T) Liqui Moly Team Engstler(DEU) Liqui Moly Team Engstler	10	1:42.429	3.962	1.363	151.3	9:04:24
32	3 C.Schreiner(DEU) ADAC Formel 4 powered by Abarth	US Racing(DEU) US Racing	11	1:43.704	5.237	1.275	149.5	9:04:55

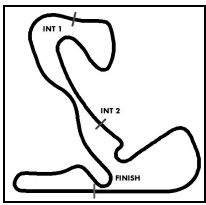
T = nominated for the team classification

Subject to final scrutineering!

Publications Time:

Clerk of the course:

Time Keeping:



ADAC Formel 4

Sector List Free Practice 1



Provisional

Reg. Nr.: KNAF 0301.16.185



Circuit Zandvoort, Length: 4307m

Air temperature: 18.79°C

Track temperature: 18.6°C

Weather condition: Dry

Friday, August 19, 2016 8:40:00

Lap	Time	SE1	SP1	SE2	SP2	SE3	SP3	TSP	Lap	Time	SE1	SP1	SE2	SP2	SE3	SP3	TSP
2 Fittje, DEU									theoretical besttime: 1:39.370								
1	2:42.221	1:39.329	157	29.941	173	32.951	188		7	1:40.267	44.840	192	25.925	196	29.502	214	222
2	1:49.486	49.416	171	27.939	187	32.131	212	184	8	2:00.446	44.559	193	28.885	94	47.002	29	222
3	1:42.004	45.739	188	26.224	197	30.041	214	220	9	7:03.288	6:06.436	178	26.973	192	29.879	212	
4	1:40.960	45.335	190	25.999	197	29.626	215	222	10	1:39.850	44.729	194	25.776	196	29.345	212	219
5	1:40.676	44.942	191	26.040	195	29.694	213	223	11	1:39.370	44.419	194	25.675	197	29.276	213	220
6	1:40.005	44.664	194	25.916	197	29.425	214	222	12	2:04.018	50.039	142	31.546	150	42.433	53	220

Lap	Time	SE1	SP1	SE2	SP2	SE3	SP3	TSP	Lap	Time	SE1	SP1	SE2	SP2	SE3	SP3	TSP
3 Schreiner, DEU									theoretical besttime: 1:43.173								
1	2:31.855	1:18.666	114	35.361	129	37.828	171		7	1:44.605	47.101	187	26.928	194	30.576	211	219
2	2:03.401	56.329	139	32.112	159	34.960	204	174	8	2:03.350	46.692	183	31.090	187	45.568	43	219
3	1:52.154	50.645	161	29.587	193	31.922	207	207	9	5:53.215	4:53.627	174	28.211	163	31.377	211	
4	1:47.954	48.349	180	27.526	193	32.079	204	213	10	1:43.837	46.496	184	26.791	195	30.550	210	219
5	1:45.786	47.528	182	27.209	194	31.049	209	214	11	1:43.704	46.257	184	27.322	197	30.125	212	218
6	1:45.197	46.908	181	27.550	194	30.739	211	218	12	2:04.124	48.160	157	29.528	194	46.436	52	219

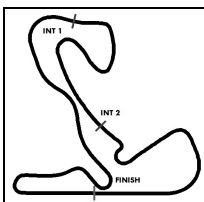
Lap	Time	SE1	SP1	SE2	SP2	SE3	SP3	TSP	Lap	Time	SE1	SP1	SE2	SP2	SE3	SP3	TSP
5 Zendeli, DEU									theoretical besttime: 1:38.818								
1	2:30.512	1:22.197	142	32.984	146	35.331	186		7	2:00.079	59.186	180	30.921	175	29.972	213	224
2	1:58.018	52.966	152	31.361	130	33.691	208	191	8	1:53.011	44.430	192	25.699	197	42.882	30	220
3	1:41.564	45.246	188	26.085	197	30.233	213	216	9	6:33.475	5:33.384	179	30.218	156	29.873	213	
4	1:39.894	44.402	192	25.791	197	29.701	214	220	10	1:38.869	44.050	194	25.493	197	29.326	214	221
5	1:39.428	44.193	194	25.732	198	29.503	217	222	11	1:39.401	43.999	195	26.071	198	29.331	215	222
6	1:39.246	44.153	195	25.519	198	29.574	215	224	12	1:49.651	44.231	182	27.016	195	38.404	54	221

Lap	Time	SE1	SP1	SE2	SP2	SE3	SP3	TSP	Lap	Time	SE1	SP1	SE2	SP2	SE3	SP3	TSP
6 Ortmann, DEU									theoretical besttime: 1:38.467								
1	2:26.132	1:19.700	147	31.766	129	34.666	165		7	1:39.477	44.532	190	25.657	195	29.288	212	219
2	1:51.147	51.313	158	28.325	151	31.509	209	172	8	1:48.901	44.155	193	26.646	188	38.100	53	220
3	1:42.756	45.828	189	26.694	180	30.234	211	217	9	6:19.031	5:23.701	190	25.863	195	29.467	216	
4	1:40.367	44.771	191	25.942	196	29.654	210	222	10	1:50.304	44.542	193	35.610	104	30.152	212	225
5	1:39.705	44.495	191	25.798	195	29.412	212	219	11	1:38.467	43.984	194	25.453	197	29.030	212	218
6	1:39.368	44.315	193	25.692	196	29.361	212	219	12	1:55.938	45.313	151	27.192	148	43.433	41	221

Lap	Time	SE1	SP1	SE2	SP2	SE3	SP3	TSP	Lap	Time	SE1	SP1	SE2	SP2	SE3	SP3	TSP
7 Söderström, SWE									theoretical besttime: 1:39.486								
1	2:34.073	1:32.287	149	29.805	187	31.981	204		7	1:39.798	44.507	192	25.767	196	29.524	212	219
2	1:49.877	49.233	174	27.040	188	33.604	210	183	8	1:49.950	44.526	193	25.820	197	39.604	54	219
3	1:41.952	45.599	189	26.334	195	30.019	210	217	9	5:59.507	5:03.517	190	25.858	197	30.132	211	
4	1:40.913	45.070	190	25.925	197	29.918	213	217	10	1:40.599	44.942	192	25.965	197	29.692	212	218
5	1:41.134	44.785	191	26.454	178	29.895	212	221	11	1:39.621	44.313	194	25.649	197	29.659	210	221
6	1:40.096	44.608	192	25.898	196	29.590	212	219	12	1:48.185	44.360	194	25.701	198	38.124	53	219

Lap	Time	SE1	SP1	SE2	SP2	SE3	SP3	TSP	Lap	Time	SE1	SP1	SE2	SP2	SE3	SP3	TSP
8 Engstler, DEU									theoretical besttime: 1:40.322								
1	2:48.324	1:45.684	158	29.682	183	32.958	202		7	1:48.577	44.775	192	26.520	195	37.282	55	222
2	1:47.016	47.494	164	27.321	195	32.201	206	212	8	7:32.121	6:35.203	192	26.328	198	30.590	215	
3	1:43.748	46.900	185	26.402	197	30.446	213	214	9	1:40.855	45.116	191	26.044	198	29.695	215	225
4	1:41.503	45.660	190	26.068	197	29.775	213	220	10	1:40.322	44.708	191	25.984	198	29.630	218	224
5	1:40.569	44.935	193	26.002	196	29.632	215	220	11	1:51.012	44.794	190	26.099	196	40.119	48	225
6	1:40.822	45.038	191	26.110	197	29.674	212	224									

Lap	Time	SE1	SP1	SE2	SP2	SE3	SP3	TSP	Lap	Time	SE1	SP1	SE2	SP2	SE3	SP3	TSP
13 Brandt, DEU									theoretical besttime: 1:40.423								
1	2:09.439	1:07.307	164	29.545	179	32.587	196		7	1:52.248	47.165	170	27.720	196	37.363	54	219
2	1:46.574	48.525	183	27.330	192	30.719	210	203	8	8:08.581	7:11.903	190	26.473	194	30.205	211	
3	1:43.213	46.108	188	26.844	193	30.261	210	217	9	1:40.748	44.906	195	26.106	195	29.736	211	217
4	1:41.614	45.358	192	26.413	193	29.843	211	217	10	1:40.704	44.921	194	26.154	195	29.629	213	220
5	1:41.272	45.176	193	26.309	194	29.787	210	218	11	1:50.730	44.696	193	26.098	196	39.936	42	220
6	1:41.245	45.040	193	26.334	192	29.871	212	218									



ADAC Formel 4

Sector List Free Practice 1



Provisional

Reg. Nr.: KNAF 0301.16.185



Circuit Zandvoort, Length: 4307m

Air temperature: 18.79°C

Track temperature: 18.6°C

Weather condition: Dry

Friday, August 19, 2016 8:40:00

Lap	Time	SE1	SP1	SE2	SP2	SE3	SP3	TSP	Lap	Time	SE1	SP1	SE2	SP2	SE3	SP3	TSP
14 Preining, AUT									theoretical besttime: 1:39.211								
1	2:19.162	1:16.059	167	29.614	161	33.489	161		7	1:46.976	44.494	195	25.562	196	36.920	53	219
2	1:54.113	49.719	180	27.133	189	37.261	53	186	8	6:35.922	5:39.791	193	26.101	191	30.030	213	
3	3:32.765	2:36.532	189	26.283	194	29.950	209		9	1:39.517	44.438	193	25.751	195	29.328	214	221
4	1:40.750	45.272	191	25.953	194	29.525	212	218	10	1:39.596	44.321	194	25.678	197	29.597	214	221
5	1:39.926	44.734	193	25.621	195	29.571	213	219	11	1:58.404	44.941	172	26.643	196	46.820	36	221
6	1:39.538	44.368	195	25.621	196	29.549	212	219									

18 Meikup, EST									theoretical besttime: 1:40.299								
1	2:44.480	1:41.456	159	30.138	187	32.886	205		7	1:41.364	45.425	189	26.118	196	29.821	212	220
2	1:47.982	48.575	174	27.799	193	31.608	211	211	8	1:56.444	45.837	190	26.581	197	44.026	30	217
3	1:43.907	46.757	185	26.768	193	30.382	210	219	9	5:50.591	4:54.063	187	26.207	192	30.321	214	
4	1:42.512	46.035	184	26.318	195	30.159	210	217	10	1:41.005	45.239	190	26.011	195	29.755	212	222
5	1:41.717	45.448	188	26.328	194	29.941	211	217	11	1:40.299	44.752	190	25.932	196	29.615	212	220
6	1:42.512	45.431	188	27.166	197	29.915	211	216	12	1:52.250	45.205	185	26.323	196	40.722	36	219

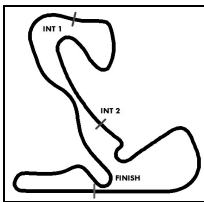
19 Scherer, CHE									theoretical besttime: 1:39.616								
1	2:14.093	1:11.997	165	30.440	148	31.656	205		7	1:48.131	47.994	175	29.075	109	31.062	209	221
2	1:44.765	47.628	185	26.707	192	30.430	208	198	8	1:48.191	44.582	193	25.859	193	37.750	51	217
3	1:41.937	45.574	188	26.317	193	30.046	209	216	9	6:28.353	5:32.030	186	26.517	167	29.806	212	
4	1:40.736	45.129	191	25.912	195	29.695	213	217	10	1:39.856	44.449	193	25.858	196	29.549	211	218
5	1:43.014	44.887	190	26.275	195	31.852	210	220	11	1:39.698	44.372	193	25.940	195	29.386	214	220
6	1:40.205	44.911	192	25.866	196	29.428	212	220	12	1:53.542	44.491	187	26.354	194	42.697	39	222

20 Kratz, DEU									theoretical besttime: 1:40.279								
1	2:26.821	1:21.264	141	32.022	163	33.535	191		7	1:40.846	45.042	192	26.157	195	29.647	211	220
2	1:52.024	52.328	171	27.469	187	32.227	212	181	8	1:50.857	44.634	193	26.114	195	40.109	49	218
3	1:42.881	46.016	187	26.634	195	30.231	211	218	9	6:09.118	5:12.320	185	26.636	189	30.162	213	
4	1:45.699	46.925	184	27.513	153	31.261	214	182	10	1:40.586	44.941	190	26.000	195	29.645	212	219
5	1:41.628	45.380	189	26.310	197	29.938	212	219	11	1:41.188	44.640	193	26.162	196	30.386	198	220
6	1:41.266	45.246	193	26.123	196	29.897	213	220	12	1:56.581	45.581	185	28.738	164	42.262	51	205

21 Halder, DEU									theoretical besttime: 1:42.382								
1	3:14.862	2:01.048	126	35.432	124	38.382	188		7	1:52.329	46.042	185	26.815	190	39.472	50	212
2	1:53.939	51.378	167	29.094	186	33.467	200	177	8	6:53.134	5:54.238	169	28.174	192	30.722	209	
3	1:49.190	49.317	173	27.994	189	31.879	203	201	9	1:42.793	45.938	186	26.553	192	30.302	208	216
4	1:46.602	47.730	178	27.689	186	31.183	205	209	10	1:42.429	45.730	186	26.350	193	30.349	207	216
5	1:44.583	46.749	181	27.064	190	30.770	207	212	11	1:59.159	46.679	178	26.718	194	45.762	45	214
6	1:44.675	47.108	178	26.978	194	30.589	208	213									

23 Hanses, DEU									theoretical besttime: 1:40.599								
1	2:51.253	1:45.306	143	31.605	143	34.342	185		7	1:40.889	44.910	192	26.142	195	29.837	212	217
2	1:47.689	49.250	158	27.648	188	30.791	212	182	8	1:53.714	44.892	192	26.724	195	42.098	27	219
3	1:45.947	47.071	166	28.046	192	30.830	213	219	9	6:01.591	5:05.362	188	26.422	194	29.807	209	
4	1:41.929	45.523	186	26.541	194	29.865	211	220	10	1:40.947	44.891	193	26.260	194	29.796	210	218
5	1:41.010	45.040	191	26.218	194	29.752	210	216	11	1:40.599	44.755	192	26.096	195	29.748	211	218
6	1:41.124	44.955	192	26.152	195	30.017	209	218	12	2:07.662	45.878	171	28.201	144	53.583	48	219

25 Müller-Crepon, CHE									theoretical besttime: 1:40.122								
1	2:17.103	1:16.958	168	28.385	175	31.760	205		5	1:41.282	44.737	195	26.308	194	30.237	212	219
2	1:44.729	47.375	185	26.773	186	30.581	214	205	6	1:40.457	44.874	193	25.971	195	29.612	212	219
3	1:41.743	45.715	189	26.255	193	29.773	211	222	7	1:41.140	44.622	195	26.394	195	30.124	211	220
4	1:40.902	45.157	193	26.216	194	29.529	212	219	8		44.971	193					218



ADAC Formel 4

Sector List Free Practice 1



Provisional

Reg. Nr.: KNAF 0301.16.185



Circuit Zandvoort, Length: 4307m

Air temperature: 18.79°C

Track temperature: 18.6°C

Weather condition: Dry

Friday, August 19, 2016 8:40:00

Lap	Time	SE1	SP1	SE2	SP2	SE3	SP3	TSP	Lap	Time	SE1	SP1	SE2	SP2	SE3	SP3	TSP
27 Gachot, GBR									theoretical besttime: 1:40.354								
1	2:02.339	1:01.173	169	29.169	173	31.997	209		7	1:41.296	45.226	193	26.213	198	29.857	217	225
2	1:47.441	48.374	181	27.183	195	31.884	214	206	8	1:49.640	45.262	192	25.924	197	38.454	47	222
3	1:43.073	46.302	190	26.554	196	30.217	213	222	9	6:33.581	5:36.638	189	26.174	197	30.769	216	
4	1:42.073	45.851	189	26.325	198	29.897	215	221	10	1:40.652	45.197	193	25.925	198	29.530	215	225
5	1:41.459	45.417	192	26.228	197	29.814	215	222	11	1:40.487	45.030	194	25.942	198	29.515	215	223
6	1:41.317	45.215	191	26.354	197	29.748	216	223	12	1:49.281	44.915	193	26.035	198	38.331	51	223

Lap	Time	SE1	SP1	SE2	SP2	SE3	SP3	TSP	Lap	Time	SE1	SP1	SE2	SP2	SE3	SP3	TSP
28 Schramm, DEU									theoretical besttime: 1:39.157								
1	2:04.108	1:03.097	173	28.732	189	32.279	206		7	1:40.941	45.354	186	26.131	196	29.456	213	222
2	1:44.679	47.407	185	27.211	193	30.061	212	198	8	1:49.374	44.465	194	25.779	196	39.130	55	220
3	1:41.192	45.529	191	26.104	196	29.559	212	218	9	7:42.122	6:42.636	190	28.267	138	31.219	212	
4	1:40.484	44.999	193	25.947	197	29.538	211	219	10	1:39.715	44.690	195	25.628	197	29.397	212	219
5	1:40.545	45.261	193	25.914	197	29.370	213	218	11	1:39.157	44.302	195	25.609	197	29.246	213	220
6	1:39.625	44.607	194	25.715	197	29.303	214	220	12	1:59.875	45.957	157	29.717	154	44.201	55	220

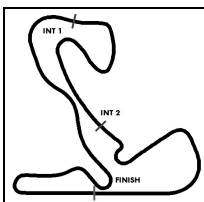
Lap	Time	SE1	SP1	SE2	SP2	SE3	SP3	TSP	Lap	Time	SE1	SP1	SE2	SP2	SE3	SP3	TSP
29 Schumacher, DEU									theoretical besttime: 1:39.309								
1	2:32.898	1:29.919	139	30.479	185	32.500	204		8	1:48.595	44.652	192	26.585	197	37.358	56	222
2	1:45.228	47.873	183	26.615	195	30.740	207	172	9	6:00.469	5:04.642	180	26.287	192	29.540	211	
3	1:41.429	45.400	188	26.143	195	29.886	209	217	10	1:39.536	44.488	191	25.647	196	29.401	212	216
4	1:43.835	44.896	191	29.056	146	29.883	212	219	11	1:40.003	44.261	192	25.848	190	29.894	210	218
5	1:39.876	44.628	192	25.737	195	29.511	212	219	12	1:47.436	44.934	191	25.801	194	36.701	55	218
6	1:40.041	44.833	192	25.776	195	29.432	210	219	13								
7	1:39.803	44.632	193	25.739	195	29.432	214	218									

Lap	Time	SE1	SP1	SE2	SP2	SE3	SP3	TSP	Lap	Time	SE1	SP1	SE2	SP2	SE3	SP3	TSP
33 Aberdein, ZAF									theoretical besttime: 1:39.417								
1	2:37.808	1:34.707	157	28.749	186	34.352	158		7	1:39.417	44.324	193	25.628	197	29.465	212	219
2	1:59.440	56.563	75	31.188	191	31.689	210	186	8	1:54.777	44.921	188	26.337	196	43.519	27	220
3	1:43.958	47.329	180	26.538	195	30.091	210	219	9	6:43.092	5:47.022	187	26.113	194	29.957	209	
4	1:40.604	45.107	192	25.962	196	29.535	213	219	10	1:39.906	44.612	192	25.718	195	29.576	212	219
5	1:49.724	47.885	132	29.760	148	32.079	210	220	11	1:39.652	44.438	192	25.721	196	29.493	211	219
6	1:40.217	44.791	189	25.799	195	29.627	212	218	12	2:03.877	49.309	125	29.815	148	44.753	36	218

Lap	Time	SE1	SP1	SE2	SP2	SE3	SP3	TSP	Lap	Time	SE1	SP1	SE2	SP2	SE3	SP3	TSP
35 Laliberte, FRA									theoretical besttime: 1:39.514								
1	3:01.333	1:57.652	156	29.865	184	33.816	200		7	1:40.982	45.091	194	26.069	195	29.822	211	224
2	1:55.326	48.622	181	27.861	165	38.843	210	208	8	1:50.751	44.429	195	26.255	195	40.067	54	219
3	1:43.154	45.960	187	26.777	193	30.417	210	217	9	5:39.608	4:42.207	165	27.383	195	30.018	211	
4	1:41.936	45.309	191	26.311	194	30.316	208	218	10	1:40.205	44.425	192	26.004	196	29.776	213	219
5	1:43.560	45.107	191	27.184	190	31.269	211	217	11	1:39.514	44.163	194	25.762	195	29.589	213	221
6	1:41.365	44.675	194	26.255	196	30.435	214	219	12	1:56.931	44.505	191	26.948	154	45.478	49	221

Lap	Time	SE1	SP1	SE2	SP2	SE3	SP3	TSP	Lap	Time	SE1	SP1	SE2	SP2	SE3	SP3	TSP
40 Hoogenboom, NLD									theoretical besttime: 1:40.955								
1	3:31.727	2:23.190	142	32.930	139	35.607	164		7	1:42.048	45.892	188	26.264	196	29.892	211	218
2	1:52.694	52.108	173	28.264	189	32.322	207	151	8	1:56.969	47.204	165	28.143	190	41.622	54	218
3	1:46.000	47.418	184	27.222	194	31.360	209	215	9	5:28.668	4:30.591	184	27.466	194	30.611	210	
4	1:43.873	46.930	188	26.426	195	30.517	210	216	10	1:41.532	45.461	190	26.137	195	29.934	211	217
5	1:42.554	45.824	187	26.410	195	30.320	210	218	11	1:40.955	45.153	190	26.126	195	29.676	211	219
6	1:42.099	45.643	188	26.279	195	30.177	211	218	12	1:51.922	45.563	183	26.661	196	39.698	41	218

Lap	Time	SE1	SP1	SE2	SP2	SE3	SP3	TSP	Lap	Time	SE1	SP1	SE2	SP2	SE3	SP3	TSP
44 Vips, ITA									theoretical besttime: 1:38.944								
1	2:41.527	1:27.418	159	29.690	167	44.419	200		7	1:40.085	44.790	192	25.712	195	29.583	212	219
2	1:48.279	48.607	176	28.488	189	31.184	209	208	8	1:51.459	44.227	195	25.586	195	41.646	53	219
3	1:42.759	45.898	186	26.603	193	30.258	210	217	9	6:01.779	5:03.816	191	25.946	194	32.017	210	
4	1:40.971	45.171	188	25.961	195	29.839	211	219	10	1:39.001	44.284	194	25.507	196	29.210	215	219
5	1:39.981	44.753	191	25.623	194	29.605	211	218	11	1:42.807	45.673	164	27.036	178	30.098	212	223
6	1:39.795	44.302	192	25.909	194	29.584	213	218	12	1:50.185	44.408	191	25.534	196	40.243	54	220



ADAC Formel 4

Sector List Free Practice 1



Provisional

Reg. Nr.: KNAF 0301.16.185



Circuit Zandvoort, Length: 4307m

Air temperature: 18.79°C

Track temperature: 18.6°C

Weather condition: Dry

Friday, August 19, 2016 8:40:00

Lap	Time	SE1	SP1	SE2	SP2	SE3	SP3	TSP	Lap	Time	SE1	SP1	SE2	SP2	SE3	SP3	TSP
45 Wolf, DEU									theoretical besttime: 1:41.046								
1	2:55.809	1:52.373	147	30.703	135	32.733	196		6	1:52.484	45.265	189	26.634	193	40.585	29	217
2	1:45.920	47.906	186	27.473	188	30.541	211	169	7	5:54.580	4:58.348	190	26.187	194	30.045	211	
3	1:42.729	45.633	189	26.811	195	30.285	211	219	8	1:41.184	44.977	191	26.228	194	29.979	211	218
4	2:04.774	45.270	190	26.280	194	53.224	53	219	9	1:41.066	44.913	191	26.207	194	29.946	213	219
5	4:46.727	3:50.191	187	26.398	193	30.138	209		10	1:59.894	46.513	173	28.041	175	45.340	43	221

66 Laaksonen, FIN									theoretical besttime: 1:39.373								
1	2:54.811	1:50.784	154	31.039	144	32.988	192		7	1:39.880	44.739	192	25.713	196	29.428	214	219
2	1:45.862	48.459	178	27.142	195	30.261	210	189	8	1:54.024	44.618	192	26.844	196	42.562	30	222
3	1:42.870	45.667	179	27.302	193	29.901	211	219	9	6:19.852	5:23.565	183	26.632	188	29.655	210	
4	1:41.055	45.202	190	26.105	195	29.748	211	219	10	1:39.799	44.750	190	25.649	195	29.400	211	217
5	1:40.332	44.796	191	25.939	196	29.597	210	219	11	1:39.687	44.324	191	25.855	195	29.508	211	219
6	1:39.981	44.627	192	25.806	196	29.548	212	219	12	2:01.575	45.425	171	27.671	196	48.479	34	219

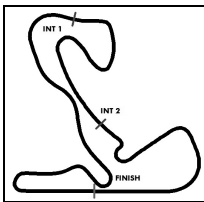
68 Correa, ITA									theoretical besttime: 1:39.106								
1	2:08.339	1:05.722	161	29.529	172	33.088	204		8	1:39.752	44.166	193	25.904	195	29.682	216	220
2	1:46.087	48.139	185	26.961	194	30.987	209	201	9	2:00.093	48.240	152	29.506	175	42.347	48	225
3	1:42.183	45.487	189	26.391	195	30.305	210	217	10	4:34.004	3:38.461	191	26.031	195	29.512	212	
4	1:40.830	45.000	191	25.973	195	29.857	215	219	11	1:41.744	46.451	193	25.764	196	29.529	214	176
5	1:40.089	44.446	192	25.938	195	29.705	214	219	12	1:39.369	44.336	192	25.624	196	29.409	212	220
6	1:44.314	48.576	187	25.878	196	29.860	212	221	13	1:39.593	44.464	194	25.813	196	29.316	211	220
7	1:39.737	44.352	194	25.846	195	29.539	213	221	14	2:08.929	52.464	128	28.796	153	47.669	41	220

75 Esmeijer, NLD									theoretical besttime: 1:40.656								
1	2:52.645	1:44.222	165	31.997	114	36.426	183		7	1:50.645	45.207	191	35.338	191	30.100	210	218
2	1:54.926	53.662	168	28.896	139	32.368	199	170	8	1:54.492	46.605	167	29.165	193	38.722	38	217
3	1:48.168	48.291	180	28.186	151	31.691	187	159	9	5:34.454	4:38.147	189	26.405	192	29.902	212	
4	1:44.703	46.661	187	26.550	193	31.492	202	190	10	1:40.955	45.069	192	26.120	196	29.766	211	219
5	1:45.374	48.487	187	26.432	194	30.455	213	212	11	1:40.656	45.024	190	25.949	196	29.683	210	219
6	1:45.161	45.375	189	26.791	129	32.995	210	220	12	2:04.346	46.475	177	26.383	195	51.488	44	221

77 van Uitert, NLD									theoretical besttime: 1:39.479								
1	2:32.616	1:25.806	151	29.929	171	36.881	204		7	1:49.437	44.881	190	26.091	194	38.465	55	219
2	1:55.752	49.820	183	27.139	170	38.793	55	166	8	5:54.344	4:56.025	191	26.322	163	31.997	210	
3	3:28.450	2:32.402	188	26.142	194	29.906	211		9	1:39.690	44.530	193	25.697	195	29.463	212	217
4	1:40.929	45.353	191	25.751	194	29.825	211	219	10	1:39.665	44.409	193	25.763	195	29.493	212	219
5	1:40.087	44.687	190	25.742	195	29.658	211	218	11	1:48.505	44.319	192	25.709	195	38.477	51	220
6	1:40.211	44.796	192	25.743	194	29.672	210	219									

80 Drugovich, AUT									theoretical besttime: 1:39.621								
1	2:14.584	1:11.675	158	30.299	149	32.610	170		7	1:55.941	49.811	180	27.615	185	38.515	55	219
2	1:45.953	48.645	183	26.941	188	30.367	208	167	8	7:54.742	6:59.129	191	25.814	194	29.799	210	
3	1:41.956	45.941	184	26.120	193	29.895	208	215	9	1:40.376	44.762	190	25.899	193	29.715	212	217
4	1:40.697	44.907	189	26.010	192	29.780	210	216	10	1:39.794	44.708	192	25.668	196	29.418	212	220
5	1:40.426	44.846	189	25.842	194	29.738	210	217	11	1:39.683	44.541	192	25.662	196	29.480	209	219
6	1:40.194	44.841	190	25.841	194	29.512	211	217	12	2:07.027	51.927	144	29.742	134	45.358	54	209

81 Nielsen, DNK									theoretical besttime: 1:39.475								
1	2:15.606	1:12.919	170	30.053	155	32.634	204		7	1:48.134	44.806	190	26.244	193	37.084	55	218
2	1:46.009	48.523	182	26.771	188	30.715	209	184	8	7:55.263	6:58.191	186	27.090	193	29.982	210	
3	1:46.306	46.919	185	26.396	190	32.991	209	218	9	1:41.081	45.716	189	25.763	194	29.602	211	218
4	1:41.101	45.374	189	25.973	193	29.754	209	216	10	1:39.656	44.572	191	25.666	195	29.418	212	219
5	1:40.592	45.113	190	25.850	193	29.629	210	217	11	1:39.668	44.430	192	25.627	195	29.611	198	219
6	1:40.243	44.816	191	25.638	194	29.789	210	217	12	2:06.222	51.441	157	30.027	143	44.754	54	209



ADAC Formel 4

Sector List Free Practice 1



Provisional

Reg. Nr.: KNAF 0301.16.185

Friday, August 19, 2016 8:40:00



Circuit Zandvoort, Length: 4307m

Air temperature: 18.79°C

Track temperature: 18.6°C

Weather condition: Dry

Lap	Time	SE1	SP1	SE2	SP2	SE3	SP3	TSP	Lap	Time	SE1	SP1	SE2	SP2	SE3	SP3	TSP
90 Piro, DEU									theoretical besttime: 1:40.339								
1	3:08.835	1:59.071	126	34.324	129	35.440	157		6	2:05.578	52.422	161	28.576	178	44.580	45	150
2	2:01.649	54.363	136	30.435	139	36.851	179	155	7	4:19.938	3:23.480	189	26.421	192	30.037	211	
3	1:57.102	48.660	183	27.610	189	40.832	55	198	8	1:40.956	45.141	191	26.105	195	29.710	214	219
4	5:34.031	4:36.856	185	26.710	193	30.465	209		9	1:40.478	44.668	192	25.961	196	29.849	213	221
5	1:45.359	45.799	188	26.633	193	32.927	117	217	10	1:53.769	45.474	181	27.682	177	40.613	41	221
96 Mawson, DEU									theoretical besttime: 1:39.248								
1	2:20.450	1:18.751	129	30.370	171	31.329	207		7	1:41.089	44.525	195	25.862	197	30.702	205	220
2	1:51.844	47.622	190	26.701	183	37.521	55	212	8	2:08.952	52.062	144	32.292	142	44.598	56	210
3	2:50.798	1:55.517	194	25.857	196	29.424	213		9	5:15.732	4:17.390	193	28.259	173	30.083	213	
4	1:39.931	44.411	193	25.893	197	29.627	213	220	10	1:39.517	44.264	194	25.738	198	29.515	214	221
5	1:39.461	44.310	195	25.739	196	29.412	213	220	11	1:39.629	44.449	194	25.754	199	29.426	215	222
6	1:40.060	44.107	195	25.729	196	30.224	213	220	12	2:04.539	45.281	173	27.508	143	51.750	50	223
97 DeFrancesco, GBR									theoretical besttime: 1:39.743								
1	3:12.399	2:01.245	165	29.207	174	41.947	46		6	1:59.934	50.015	163	28.470	171	41.449	53	206
2	5:59.953	5:03.068	189	26.800	189	30.085	210		7	4:22.329	3:26.088	191	26.692	190	29.549	214	
3	1:42.196	45.114	193	26.531	189	30.551	208	216	8	1:40.453	44.552	192	26.248	197	29.653	214	220
4	1:41.011	44.841	194	25.901	195	30.269	208	215	9	1:41.285	46.029	194	25.792	196	29.464	210	219
5	1:40.059	44.487	194	25.835	195	29.737	211	216	10								219
99 Flörsch, DEU									theoretical besttime: 1:39.326								
1	3:14.033	2:10.326	157	30.512	148	33.195	175		7	1:47.866	44.619	193	25.903	194	37.344	55	217
2	1:46.537	48.961	175	27.060	192	30.516	211	163	8	7:01.284	6:04.883	190	26.581	196	29.820	216	
3	1:41.572	45.543	191	26.146	194	29.883	214	219	9	1:39.695	44.673	191	25.625	195	29.397	211	225
4	1:40.145	44.810	192	25.778	195	29.557	215	219	10	1:39.349	44.347	194	25.582	194	29.420	211	219
5	1:40.882	45.152	192	26.077	193	29.653	211	225	11	1:48.321	44.508	193	25.986	197	37.827	51	220
6	1:41.104	45.005	185	26.458	194	29.641	210	219									