

ADAC TCR Germany

Result List Free Practice 1



Provisional

Reg. Nr.: KNAF 0301.16.185

Circuit Zandvoort, Length: 4307m

Air temperature: 16.07°C

Track temperature: 15.39°C

Weather condition: Dry

Friday, August 19, 2016 8:00:00

started : 17 classified : 17 not classified : 0

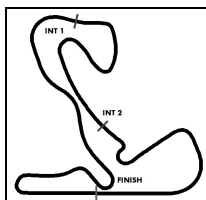
	Nr. Drivers		Sponsor	Lap	Best Time	Gap	Diff	Kph	Day Time
	Cl. Car		Competitor						
1	13	B.Leuchter(DEU) VW Golf GTI TCR	racing one	8	1:49.597			141.4	8:19:41
2	6	T.Zimmermann(DEU) VW Golf GTI TCR	Liqui Moly Team Engstler	4	1:49.694	0.097	0.097	141.3	8:08:28
3	4	N.Mackschin(DEU) VW Golf GTI TCR	Liqui Moly Team Engstler	9	1:50.294	0.697	0.600	140.5	8:21:49
4	99	J.Files(GBR) Honda Civic TCR	Target SRL	6	1:50.840	1.243	0.546	139.8	8:22:44
5	34	B.Schouten(NLD) SEAT Leon TCR V2	Bas Koeten Racing	9	1:50.846	1.249	0.006	139.8	8:21:43
6	8	T.Lautenschlager(DEU) J VW Golf GTI TCR	Liqui Moly Team Engstler	9	1:50.967	1.370	0.121	139.7	8:21:23
7	28	P.Eberle(CHE) SEAT Leon TCR V2	STEIBEL MOTORSPORT	8	1:50.993	1.396	0.026	139.6	8:19:06
8	41	S.Kirsch(DEU) Honda Civic TCR	ADAC Sachsen e.V.	10	1:51.118	1.521	0.125	139.5	8:24:11
9	18	K.Jordan(DEU) VW Golf GTI TCR	H&R Spezialfedern	10	1:51.211	1.614	0.093	139.4	8:23:27
10	10	A.Buri(FIN) SEAT Leon TCR V2	LMS Racing	9	1:51.307	1.710	0.096	139.3	8:21:42
11	45	S.Larsson(SWE) SEAT Leon TCR V2	Target SRL	7	1:51.561	1.964	0.254	138.9	8:22:56
12	7	M.Halder(DEU) SEAT Leon TCR V1	Liqui Moly Team Engstler	8	1:51.612	2.015	0.051	138.9	8:21:03
13	22	H.Proczyk(AUT) SEAT Leon TCR V2	HP Racing	8	1:51.718	2.121	0.106	138.7	8:21:09
14	88	D.Fugel(DEU) J Honda Civic TCR	ADAC Sachsen e.V.	10	1:52.161	2.564	0.443	138.2	8:23:45
15	66	R.Jost(CHE) SEAT Leon TCR V2	TOPCAR Sport	9	1:52.613	3.016	0.452	137.6	8:21:07
16	68	N.Kankkunen(FIN) J SEAT Leon TCR V2	LMS Racing	9	1:52.974	3.377	0.361	137.2	8:21:36
17	80	F.Crocker(SCO) Honda Civic TCR	VFR Racing	7	1:58.532	8.935	5.558	130.8	8:22:38

Subject to final scrutineering!

Publications Time:

Clerk of the course:

Time Keeping:



ADAC TCR Germany

Sector List Free Practice 1



Provisional

Reg. Nr.: KNAF 0301.16.185

Circuit Zandvoort, Length: 4307m

Air temperature: 16.07°C

Track temperature: 15.39°C

Weather condition: Dry

Friday, August 19, 2016 8:00:00

Lap	Time	SE1	SP1	SE2	SP2	SE3	SP3	TSP	Lap	Time	SE1	SP1	SE2	SP2	SE3	SP3	TSP
4 Mackschin, DEU									theoretical besttime: 1:50.294								
1	2:52.711	1:33.260	111	35.861	153	43.590	57		7	3:51.599	2:49.930	174	29.107	189	32.562	212	
2	3:19.009	2:12.464	162	31.957	173	34.588	205		8	1:51.312	49.504	172	29.438	189	32.370	212	220
3	1:55.144	51.028	173	29.864	171	34.252	210	207	9	1:50.294	48.984	178	28.992	190	32.318	210	221
4	1:51.541	49.472	173	29.302	184	32.767	211	213	10	1:50.683	49.225	178	29.008	190	32.450	211	222
5	1:51.090	49.352	177	29.233	188	32.505	212	218	11	2:19.559	50.965	176	33.649	133	54.945	37	221
6	2:25.774	55.981	146	33.803	116	55.990	41	221									

Lap	Time	SE1	SP1	SE2	SP2	SE3	SP3	TSP	Lap	Time	SE1	SP1	SE2	SP2	SE3	SP3	TSP
6 Zimmermann, DEU									theoretical besttime: 1:49.522								
1	2:44.835	1:32.722	115	34.292	151	37.821	192		7	5:04.113	4:01.871	173	29.345	186	32.897	210	
2	1:59.284	54.859	161	30.387	168	34.038	207	187	8	1:50.582	49.032	178	28.963	190	32.587	211	221
3	1:53.496	51.327	161	29.714	188	32.455	210	207	9	1:50.234	49.127	178	28.801	191	32.306	213	222
4	1:49.694	48.961	179	28.544	190	32.189	211	220	10	1:50.100	48.789	177	28.810	189	32.501	213	224
5	1:50.739	48.869	179	28.833	187	33.037	212	223	11	2:15.552	50.319	176	29.004	184	56.229	42	220
6	2:09.176	49.454	173	29.921	163	49.801	39	223									

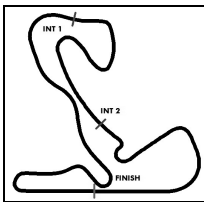
Lap	Time	SE1	SP1	SE2	SP2	SE3	SP3	TSP	Lap	Time	SE1	SP1	SE2	SP2	SE3	SP3	TSP
7 Halder, DEU									theoretical besttime: 1:51.499								
1	3:11.708	1:51.761	114	41.202	139	38.745	166		6	2:08.807	50.357	173	29.999	176	48.451	32	220
2	2:04.130	57.221	148	31.542	169	35.367	203	170	7	6:01.411	4:59.405	171	29.294	185	32.712	209	
3	1:57.292	52.834	159	30.413	182	34.045	206	195	8	1:51.612	49.839	173	29.293	187	32.480	210	220
4	1:54.364	51.106	168	29.794	186	33.464	208	217	9	1:54.422	49.726	174	31.235	171	33.461	210	220
5	1:52.980	50.211	170	29.859	186	32.910	209	218	10	2:03.774	50.315	174	29.301	188	44.158	44	221

Lap	Time	SE1	SP1	SE2	SP2	SE3	SP3	TSP	Lap	Time	SE1	SP1	SE2	SP2	SE3	SP3	TSP
8 Lautenschlager, DEU									theoretical besttime: 1:50.875								
1	2:45.411	1:33.883	119	34.419	150	37.109	196		7	5:10.922	4:09.181	172	29.226	189	32.515	211	
2	1:59.509	55.249	163	30.416	158	33.844	211	168	8	1:51.482	49.715	176	29.088	190	32.679	211	219
3	1:54.262	51.524	164	29.859	191	32.879	210	197	9	1:50.967	49.359	176	29.070	190	32.538	210	222
4	1:52.691	50.699	171	29.267	192	32.725	211	210	10	1:51.544	49.588	177	29.287	190	32.669	211	220
5	1:51.554	49.994	174	29.001	191	32.559	212	219	11	2:06.744	49.949	176	29.244	191	47.551	35	221
6	2:06.344	49.685	174	29.450	191	47.209	36	224									

Lap	Time	SE1	SP1	SE2	SP2	SE3	SP3	TSP	Lap	Time	SE1	SP1	SE2	SP2	SE3	SP3	TSP
10 Buri, FIN									theoretical besttime: 1:51.248								
1	4:04.522	2:48.913	124	35.706	145	39.903	178		7	3:31.985	2:29.737	176	29.450	187	32.798	213	
2	2:02.723	56.233	157	31.367	166	35.123	207	166	8	1:51.614	49.753	177	29.195	190	32.666	213	214
3	1:55.911	51.860	172	30.145	183	33.906	209	176	9	1:51.307	49.387	178	29.234	192	32.686	214	220
4	1:54.102	51.049	174	29.939	180	33.114	213	192	10	1:53.344	49.729	173	30.594	176	33.021	215	215
5	1:54.068	50.052	176	30.921	184	33.095	214	200	11	2:20.230	51.957	172	32.811	133	55.462	49	222
6	2:35.319	58.543	119	35.790	123	1:00.986	40	209									

Lap	Time	SE1	SP1	SE2	SP2	SE3	SP3	TSP	Lap	Time	SE1	SP1	SE2	SP2	SE3	SP3	TSP
13 Leuchter, DEU									theoretical besttime: 1:49.238								
1	2:42.279	1:31.762	144	33.023	142	37.494	190		7	3:15.588	2:12.289	175	30.827	168	32.472	211	
2	2:08.419	54.423	163	30.961	153	43.035	49	183	8	1:49.597	48.700	180	28.735	190	32.162	212	221
3	3:33.480	2:30.300	173	30.362	186	32.818	212		9	1:49.747	48.453	180	28.816	188	32.478	209	222
4	1:50.175	48.822	180	28.934	190	32.419	212	222	10	1:50.154	48.647	178	28.953	190	32.554	210	221
5	1:49.645	48.860	181	28.645	191	32.140	211	208	11	2:16.292	52.322	177	29.063	184	54.907	34	221
6	2:31.517	1:01.558	140	32.898	147	57.061	32	159									

Lap	Time	SE1	SP1	SE2	SP2	SE3	SP3	TSP	Lap	Time	SE1	SP1	SE2	SP2	SE3	SP3	TSP
18 Jordan, DEU									theoretical besttime: 1:50.816								
1	2:42.266	1:23.510	135	38.447	147	40.309	168		7	4:54.818	3:52.790	174	29.329	189	32.699	212	
2	2:12.403	56.317	154	35.486	97	40.600	198	158	8	1:51.345	49.638	178	29.011	190	32.696	211	210
3	2:03.331	53.814	167	34.914	155	34.603	208	191	9	1:51.251	49.464	177	29.122	189	32.665	213	213
4	1:54.069	51.303	173	29.467	191	33.299	210	206	10	1:51.211	49.140	174	29.038	188	33.033	210	219
5	1:53.623	50.851	165	29.654	188	33.118	211	220	11	2:17.042	51.256	179	29.186	175	56.600	31	219
6	2:12.417	49.980	176	31.782	118	50.655	40	210									



ADAC TCR Germany



Sector List Free Practice 1

Provisional

Reg. Nr.: KNAF 0301.16.185

Circuit Zandvoort, Length: 4307m

Air temperature: 16.07°C

Track temperature: 15.39°C

Weather condition: Dry

Friday, August 19, 2016 8:00:00

Lap	Time	SE1	SP1	SE2	SP2	SE3	SP3	TSP	Lap	Time	SE1	SP1	SE2	SP2	SE3	SP3	TSP
22	Proczyk, AUT								theoretical besttime: 1:51.718								
1	2:24.991	1:15.859	150	32.480	155	36.652	199		6	7:12.467	6:08.461	169	29.788	184	34.218	206	
2	1:58.878	54.042	168	30.339	174	34.497	202	177	7	1:52.178	49.918	175	29.364	187	32.896	208	211
3	1:53.794	50.763	175	29.537	183	33.494	207	201	8	1:51.718	49.613	175	29.234	187	32.871	209	217
4	1:53.353	49.908	177	29.385	184	34.060	199	210	9	2:00.020	49.782	169	29.461	184	40.777	48	220
5	2:01.848	49.993	174	29.357	184	42.498	41	210									

28	Eberle, CHE								theoretical besttime: 1:50.441								
1	3:28.133	1:46.849	132	50.938	67	50.346	92		7	4:04.042	3:02.493	174	28.998	186	32.551	208	
2	2:03.059	57.817	156	30.922	183	34.320	205	143	8	1:50.993	49.517	175	28.896	188	32.580	209	218
3	1:53.626	51.183	172	29.182	187	33.261	207	216	9	1:51.626	49.138	175	28.752	188	33.736	209	219
4	1:51.309	49.660	176	28.979	187	32.670	208	217	10	1:51.338	49.434	169	29.227	187	32.677	209	220
5	1:51.292	49.395	174	29.185	187	32.712	208	219	11	2:02.922	49.328	175	29.157	189	44.437	41	220
6	2:03.667	49.194	176	29.003	189	45.470	31	219									

34	Schouten, NLD								theoretical besttime: 1:50.680								
1	2:33.491	1:19.340	147	31.449	154	42.702	58		7	4:11.327	3:09.648	175	29.054	184	32.625	209	
2	3:26.470	2:23.011	171	29.613	182	33.846	206		8	1:50.926	49.210	176	28.857	187	32.859	206	219
3	1:53.430	50.402	169	29.859	185	33.169	208	207	9	1:50.846	49.229	175	28.912	187	32.705	208	217
4	1:51.265	49.480	176	28.876	186	32.909	206	216	10	1:51.207	49.304	176	29.230	185	32.673	208	219
5	1:50.958	49.378	176	28.845	186	32.735	207	216	11	2:13.653	52.094	164	30.348	159	51.211	30	219
6	2:13.800	55.663	135	32.035	154	46.102	58	217									

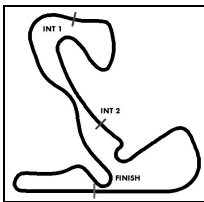
41	Kirsch, DEU								theoretical besttime: 1:51.118								
1	2:59.258	1:38.976	131	40.926	141	39.356	163		7	5:43.297	4:40.535	166	29.611	175	33.151	209	
2	2:01.856	56.095	158	30.827	177	34.934	207	173	8	1:52.229	49.882	172	29.055	190	33.292	210	206
3	1:55.466	51.272	166	30.177	183	34.017	208	206	9	1:51.644	49.729	168	29.143	183	32.772	211	215
4	1:54.050	50.797	168	29.674	188	33.579	211	200	10	1:51.118	49.609	165	28.836	188	32.673	210	217
5	1:52.954	50.313	166	29.640	183	33.001	210	217	11	2:29.617	59.312	113	36.998	131	53.307	40	211
6	2:08.715	50.345	170	31.693	147	46.677	57	214									

45	Larsson, SWE								theoretical besttime: 1:51.251								
1	8:11.074	6:49.152	120	40.736	121	41.186	179		5	1:52.508	50.650	179	29.239	187	32.619	214	221
2	2:09.157	58.618	161	34.161	161	36.378	209	168	6	1:51.822	49.842	174	29.099	181	32.881	215	217
3	2:11.747	51.985	171	31.570	183	48.192	37	214	7	1:51.561	49.591	180	29.409	178	32.561	215	223
4	4:47.469	3:43.361	173	30.235	182	33.873	211		8								221

66	Jost, CHE								theoretical besttime: 1:52.221								
1	2:28.940	1:19.553	122	32.820	158	36.567	201		7	5:01.563	3:57.480	170	31.062	171	33.021	213	
2	1:59.997	54.513	164	30.577	170	34.907	204	167	8	1:53.357	51.109	171	29.465	175	32.783	214	201
3	1:56.673	52.836	161	29.985	166	33.852	211	202	9	1:52.613	50.470	171	29.474	192	32.669	214	202
4	1:53.855	51.828	171	29.082	187	32.945	214	205	10	1:53.144	50.715	171	29.503	175	32.926	214	199
5	1:54.186	51.580	171	29.655	185	32.951	212	201	11	2:11.394	51.097	173	29.524	182	50.773	58	210
6	2:05.495	51.816	172	29.611	184	44.068	54	196									

68	Kankkunen, FIN								theoretical besttime: 1:52.810								
1	3:27.187	1:55.590	110	43.801	75	47.796			7	3:33.616	2:28.897	164	30.445	175	34.274		
2	2:14.255	1:01.442	153	32.440	145	40.373		133	8	1:56.178	50.857	171	29.380	183	35.941		208
3	2:06.669	59.371	157	31.724	175	35.574		178	9	1:52.974	50.259	174	29.531	187	33.184		217
4	1:58.784	52.619	170	31.838	184	34.327		210	10	1:53.415	50.796	173	29.448	188	33.171		215
5	1:54.978	51.149	169	29.833	184	33.996		214	11	2:17.721	51.936	174	29.608	186	56.177	32	221
6	2:30.594	59.360	131	34.511	151	56.723	47	216									

80	Crocker, SCO								theoretical besttime: 1:57.310								
1	4:36.593	3:20.965	132	36.315	160	39.313	201		5	4:15.396	3:05.324	139	34.034	173	36.038	205	
2	2:09.472	58.691	150	33.675	170	37.106	204	174	6	1:59.949	53.619	156	31.300	174	35.030	207	183
3	2:01.636	55.154	154	30.723	179	35.759	206	178	7	1:58.532	53.635	153	30.889	185	34.008	208	187
4	5:36.612	55.107	156	3:37.384	100	1:04.121	39	192	8	2:10.895	52.579	160	32.037	181	46.279	55	202



ADAC TCR Germany

Sector List Free Practice 1



Provisional

Reg. Nr.: KNAF 0301.16.185

Friday, August 19, 2016 8:00:00

Circuit Zandvoort, Length: 4307m

Air temperature: 16.07°C

Track temperature: 15.39°C

Weather condition: Dry

Lap	Time	SE1	SP1	SE2	SP2	SE3	SP3	TSP	Lap	Time	SE1	SP1	SE2	SP2	SE3	SP3	TSP	
88		Fugel, DEU															theoretical besttime: 1:52.161	
1	3:03.782	1:41.895	115	42.358	140	39.529	169		7	4:59.694	3:56.621	169	29.757	179	33.316	212		
2	2:05.088	57.475	143	31.853	149	35.760	206	154	8	1:54.475	50.837	168	30.548	183	33.090	212	196	
3	1:58.930	53.925	156	30.886	164	34.119	210	166	9	1:52.481	50.364	172	29.236	192	32.881	212	210	
4	1:54.298	51.499	170	29.595	186	33.204	211	193	10	1:52.161	50.185	174	29.210	192	32.766	212	210	
5	1:54.076	51.407	171	29.743	190	32.926	211	194	11	2:17.081	52.289	172	32.901	137	51.891	41	208	
6	2:09.364	50.903	175	29.422	190	49.039	45	203										

Lap	Time	SE1	SP1	SE2	SP2	SE3	SP3	TSP	Lap	Time	SE1	SP1	SE2	SP2	SE3	SP3	TSP	
99		Files, GBR															theoretical besttime: 1:49.876	
1	7:56.164	6:39.484	137	38.640	156	38.040	205		5	6:24.730	5:20.788	169	31.084	184	32.858	209		
2	2:05.907	56.704	157	34.200	159	35.003	204	182	6	1:50.840	49.831	171	28.655	190	32.354	213	213	
3	1:55.290	52.287	167	29.510	183	33.493	205	199	7	2:00.473	48.867	176	28.958	188	42.648	41	216	
4	2:31.242	56.691	136	35.279	106	59.272	36	157										