

# ADAC Formel 4

## Result List Race 3

Provisional

Reg. Nr.: 239/2016

Sunday, August 07, 2016 14:50:00



Nürburgring, Length: 3629m

Air temperature: 25.66°C

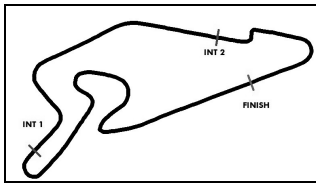
Track temperature: 38.19°C

Weather condition: Dry

Amended  
7.8.2016 - 18:11

started : 35      classified : 31      not classified : 4

Nr.	Drivers	Team	Laps	Total Time	Gap	Kph	Lap	Time	Kph
Cl.	Car	Competitor							
1	14 T.Preining(AUT)	(T) Lechner Racing(AUT)	19	30:18.094		136.1	7	1:28.897	146.9
	ADAC Formel 4 powered by Abarth	Lechner Racing							
2	29 M.Schumacher(DEU)	(T) Prema Powerteam(ITA)	19	30:19.248	1.154	136.2	18	1:28.855	147.0
	ADAC Formel 4 powered by Abarth	Prema Powerteam							
3	44 J.Vips(ITA)	Prema Powerteam(ITA)	19	30:19.407	1.313	136.1	7	1:28.843	147.0
	R ADAC Formel 4 powered by Abarth	Prema Powerteam							
4	2 J.Fittje(DEU)	(T) US Racing(DEU)	19	30:21.709	3.615	135.8	13	1:29.122	146.5
	ADAC Formel 4 powered by Abarth	US Racing							
5	22 R.Verschoor(NED)	(T) Motopark(DEU)	19	30:23.412	5.318	135.8	18	1:28.991	146.8
	R ADAC Formel 4 powered by Abarth	Motopark							
6	6 M.Ortmann(DEU)	(T) ADAC Berlin-Brandenburg e.V.(DEU)	19	30:23.727	5.633	135.8	4	1:28.822	147.0
	ADAC Formel 4 powered by Abarth	ADAC Berlin-Brandenburg e.V.							
7	25 M.Müller-Crepon(CHE)	Van Amersfoort Racing(NLD)	19	30:26.510	8.416	135.7	15	1:29.191	146.4
	ADAC Formel 4 powered by Abarth	Van Amersfoort Racing							
8	28 K.Schramm(DEU)	(T) US Racing(DEU)	19	30:26.895	8.801	135.7	17	1:29.246	146.3
	ADAC Formel 4 powered by Abarth	US Racing							
9	99 S.Flörsch(DEU)	Motopark(DEU)	19	30:27.447	9.353	135.7	5	1:29.247	146.3
	ADAC Formel 4 powered by Abarth	Motopark							
10	35 K.Laliberte(FRA)	Van Amersfoort Racing(NLD)	19	30:29.954	11.860	135.7	7	1:29.157	146.5
	ADAC Formel 4 powered by Abarth	Van Amersfoort Racing							
11	40 L.Hoogenboom(NLD)	(T) Van Amersfoort Racing(NLD)	19	30:31.628	13.534	135.4	15	1:28.938	146.8
	R ADAC Formel 4 powered by Abarth	Van Amersfoort Racing							
12	66 S.Laaksonen(FIN)	(T) Motopark(DEU)	19	30:32.015	13.921	135.3	7	1:29.335	146.2
	ADAC Formel 4 powered by Abarth	Motopark							
13	13 Y.Brandt(DEU)	(T) Lechner Racing(AUT)	19	30:32.490	14.396	135.5	15	1:29.368	146.1
	R ADAC Formel 4 powered by Abarth	Lechner Racing							
14	27 L.Gachot(GBR)	US Racing(DEU)	19	30:32.841	14.747	135.5	4	1:29.093	146.6
	ADAC Formel 4 powered by Abarth	US Racing							
15	33 J.Aberdein(ZAF)	Motopark(DEU)	19	30:33.488	15.394	135.4	17	1:29.389	146.1
	R ADAC Formel 4 powered by Abarth	Motopark							
16	19 F.Scherer(CHE)	(T) Jenzer Motorsport(CHE)	19	30:33.882	15.788	135.5	19	1:29.341	146.2
	R ADAC Formel 4 powered by Abarth	Jenzer Motorsport							
17	81 N.Nielsen(DNK)	(T) Neuhauser Racing(AUT)	19	30:34.224	16.130	135.5	19	1:29.397	146.1
	R ADAC Formel 4 powered by Abarth	Neuhauser Racing							
18	80 F.Drugovich(AUT)	(T) Neuhauser Racing(AUT)	19	30:38.129	20.035	135.5	17	1:29.632	145.7
	R ADAC Formel 4 powered by Abarth	Neuhauser Racing							
19	91 S.Fernandez Wahbeh(ITA)	(T) KUG-Motorsport(DEU)	19	30:38.462	20.368	135.0	5	1:29.627	145.7
	R ADAC Formel 4 powered by Abarth	KUG-Motorsport							
20	90 C.Piro(DEU)	(T) Team Piro Sport Interdental(DEU)	19	30:38.966	20.872	135.3	5	1:29.273	146.3
	ADAC Formel 4 powered by Abarth	Team Piro Sport Interdental							
21	10 A.Estner(DEU)	(T) RS Competition(DNK)	19	30:39.733	21.639	135.1	5	1:29.511	145.9
	R ADAC Formel 4 powered by Abarth	RS Competition							
22	7 O.Söderström(SWE)	ADAC Berlin-Brandenburg e.V.(DEU)	19	30:39.876	21.782	135.3	18	1:29.278	146.3
	ADAC Formel 4 powered by Abarth	ADAC Berlin-Brandenburg e.V.							
23	77 J.van Uiter(NLD)	(T) Jenzer Motorsport(CHE)	19	30:41.899	23.805	135.1	19	1:29.774	145.5
	ADAC Formel 4 powered by Abarth	Jenzer Motorsport							
24	18 J.Meikup(EST)	Jenzer Motorsport(CHE)	19	30:42.412	24.318	135.0	6	1:29.041	146.7
	ADAC Formel 4 powered by Abarth	Jenzer Motorsport							
25	69 G.Bianchi(CHE)	Jenzer Motorsport(CHE)	19	30:43.109	25.015	134.9	16	1:29.706	145.6
	ADAC Formel 4 powered by Abarth	Jenzer Motorsport							
26	21 M.Halder(DEU)	(T) Liqui Moly Team Engstler(DEU)	19	30:44.486	26.392	134.9	18	1:30.353	144.5
	ADAC Formel 4 powered by Abarth	Liqui Moly Team Engstler							



# ADAC Formel 4

## Result List Race 3

Provisional

Reg. Nr.: 239/2016

Sunday, August 07, 2016 14:50:00



Nürburgring, Length: 3629m  
Air temperature: 25.66°C  
Track temperature: 38.19°C  
Weather condition: Dry

Amended  
7.8.2016 - 18:11

started : 35      classified : 31      not classified : 4

Nr.	Drivers	Team	Laps	Total Time	Gap	Kph	Lap	Time	Kph
Cl.	Car	Competitor							
27	8 L.Engstler(DEU) ADAC Formel 4 powered by Abarth	(T) Liqui Moly Team Engstler(DEU) Liqui Moly Team Engstler	19	30:45.820	27.726	134.8	6	1:30.035	145.1
28	96 J.Mawson(DEU) ADAC Formel 4 powered by Abarth	(T) Van Amersfoort Racing(NLD) Van Amersfoort Racing	19	30:52.080	33.986	136.0	13	1:28.895	146.9
29	75 J.Esmeijer(NLD) ADAC Formel 4 powered by Abarth	(T) Team Timo Scheider GmbH(DEU) Team Timo Scheider GmbH	19	31:49.488	1:31.394	131.8	7	1:29.278	146.3
30	68 J.Correa(ITA) R ADAC Formel 4 powered by Abarth	(T) Prema Powerteam(ITA) Prema Powerteam	18	30:38.612	1LAPS	127.5	17	1:29.450	146.0
31	5 L.Zendeli(DEU) R ADAC Formel 4 powered by Abarth	(T) ADAC Berlin-Brandenburg e.V.(DEU) ADAC Berlin-Brandenburg e.V.	17	27:49.843	2 LAP	133.3	6	1:29.449	146.0
<b>Not classified</b>									
23	J.Hanses(DEU) R ADAC Formel 4 powered by Abarth	(T) Team Timo Scheider GmbH(DEU) Team Timo Scheider GmbH	16	27:47.430	3 LAP	125.0	6	1:29.997	145.1
20	K.Kratz(DEU) ADAC Formel 4 powered by Abarth	Jenzer Motorsport(CHE) Jenzer Motorsport	15	24:46.740	4 LAP	131.7	14	1:30.136	144.9
3	C.Schreiner(DEU) ADAC Formel 4 powered by Abarth	US Racing(DEU) US Racing	8	13:07.453	11 LAP	132.9	6	1:30.480	144.3
45	T.Wolf(DEU) ADAC Formel 4 powered by Abarth	(T) KUG-Motorsport(DEU) KUG-Motorsport	6	9:17.447	13 LAP	143.2	6	1:30.280	144.7

Fastest lap of the race. Car 6 driver Mike David Ortmann on lap 4. Time 1:28.822, average speed 147.0 km/h.

Following race director decision no. 84 drive trough penalty in exchange a time penalty of 30 seconds for car no. 96

Following stewards decision no. 91 drive trough penalty in exchange a time penalty of 30 seconds for car no. 75

T = nominated for the team classification

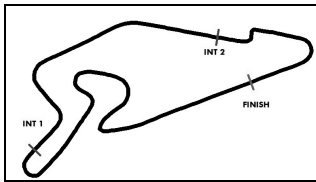
Subject to final scrutineering!

Publications Time:

Clerk of the course:

Time Keeping:





# ADAC Formel 4

## Sector List Race 3

Provisional

Reg. Nr.: 239/2016

Sunday, August 07, 2016 14:50:00



Nürburgring, Length: 3629m  
 Air temperature: 25.66°C  
 Track temperature: 38.19°C  
 Weather condition: Dry

Lap	Time	SE1	SP1	SE2	SP2	SE3	SP3	TSP	Lap	Time	SE1	SP1	SE2	SP2	SE3	SP3	TSP
<b>2 Fittje, DEU</b>									<b>theoretical besttime: 1:28.900</b>								
1	1:31.298	46.976	129	22.765	215	21.557	177	215	11	2:11.764	1:05.320	101	43.001	83	23.443	174	83
2	1:29.749	45.409	129	22.699	215	21.641	176	215	12	1:29.928	45.961	129	22.576	217	21.391	177	<b>217</b>
3	1:29.695	45.498	<b>130</b>	22.591	215	21.606	175	215	13	<b>1:29.122</b>	45.190	128	22.506	216	21.426	177	216
4	1:29.400	45.366	130	22.581	215	21.453	176	215	14	1:29.310	45.278	129	22.513	216	21.519	176	216
5	1:30.629	46.697	130	22.524	216	21.408	177	216	15	1:29.149	45.252	130	22.527	216	<b>21.370</b>	<b>177</b>	216
6	1:29.247	45.318	129	22.556	214	21.373	<b>177</b>	214	16	1:29.166	45.172	130	<b>22.492</b>	<b>216</b>	21.502	176	216
7	1:29.177	45.200	130	22.572	215	21.405	177	215	17	1:29.305	45.174	128	22.619	215	21.512	176	215
8	1:29.734	<b>45.038</b>	129	22.460	215	22.236	169	215	18	1:29.518	45.358	129	22.594	215	21.566	175	215
9	2:04.276	1:01.451	86	32.320	140	30.505	124	140	19	1:29.457	45.344	129	22.573	215	21.540	177	215
10	2:11.785	1:07.784	97	33.063	133	30.938	132	133									

<b>3 Schreiner, DEU</b>									<b>theoretical besttime: 1:30.092</b>								
1	1:39.705	52.721	126	23.742	216	23.242	175	216	5	1:30.631	46.094	130	22.745	217	21.792	177	<b>217</b>
2	1:31.641	46.473	129	22.970	216	22.198	176	216	6	<b>1:30.480</b>	46.078	131	<b>22.658</b>	<b>216</b>	<b>21.744</b>	<b>176</b>	216
3	1:33.773	47.388	118	24.115	216	22.270	175	216	7	2:07.846	1:20.427	126	24.039	211	23.380	173	211
4	1:30.592	<b>45.690</b>	<b>131</b>	23.035	216	21.867	176	216	8	1:42.785	48.460	128	24.116	210	30.209	54	210

<b>5 Zendeli, DEU</b>									<b>theoretical besttime: 1:29.303</b>								
1	1:41.813	54.788	127	23.586	219	23.439	177	219	10	2:12.908	1:08.774	125	34.585	157	29.549	104	157
2	1:31.899	46.884	129	23.179	218	21.836	<b>180</b>	218	11	2:02.826	1:02.627	126	37.105	137	23.094	179	137
3	1:32.320	46.168	128	23.310	<b>222</b>	22.842	178	<b>222</b>	12	1:31.738	45.543	132	22.759	222	23.436	178	222
4	1:30.341	45.623	130	22.643	218	22.075	176	218	13	1:29.677	45.410	132	<b>22.458</b>	<b>221</b>	21.809	179	221
5	1:30.267	45.675	131	22.726	220	21.866	178	220	14	1:32.145	46.394	130	23.074	221	22.677	176	221
6	<b>1:29.449</b>	<b>45.204</b>	130	22.604	218	<b>21.641</b>	179	218	15	1:29.970	45.434	132	22.786	218	21.750	180	218
7	1:30.353	45.344	131	22.495	216	22.514	176	216	16	1:31.724	45.644	130	22.560	221	23.520	177	221
8	1:31.604	45.359	132	22.446	215	23.799	158	215	17	1:40.510	49.642	108	24.147	214	26.721	56	214
9	2:00.299	55.076	95	35.607	127	29.616	133	127									

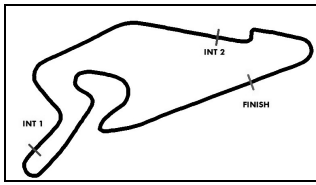
<b>6 Ortmann, DEU</b>									<b>theoretical besttime: 1:28.646</b>								
1	1:32.878	48.650	132	22.777	217	21.451	181	217	11	2:10.117	1:04.972	111	42.017	85	23.128	179	85
2	1:31.044	46.440	131	22.725	217	21.879	180	217	12	1:30.391	46.404	130	22.706	218	21.281	181	218
3	1:29.585	45.564	132	22.577	217	21.444	179	217	13	1:28.905	45.190	131	<b>22.453</b>	<b>219</b>	21.262	179	219
4	<b>1:28.822</b>	45.181	129	22.470	217	<b>21.171</b>	180	217	14	1:29.536	45.561	130	22.493	218	21.482	178	218
5	1:29.567	45.383	128	22.667	217	21.517	176	217	15	1:29.021	45.119	128	22.620	219	21.282	181	219
6	1:29.447	45.491	130	22.517	219	21.439	177	219	16	1:29.638	45.497	132	22.565	220	21.576	181	<b>220</b>
7	1:28.961	45.296	129	22.468	218	21.197	178	218	17	1:30.327	46.291	131	22.599	219	21.437	177	219
8	1:30.322	45.452	130	22.451	217	22.419	158	217	18	1:28.916	<b>45.022</b>	<b>131</b>	22.469	217	21.425	178	217
9	2:04.060	1:01.277	96	32.562	146	30.221	164	146	19	1:29.330	45.406	132	22.502	219	21.422	180	219
10	2:12.860	1:08.242	81	33.628	125	30.990	128	125									

<b>7 Söderström, SWE</b>									<b>theoretical besttime: 1:29.190</b>								
1	1:42.600	54.601	124	23.761	211	24.238	177	211	11	2:02.215	1:02.699	128	36.832	137	22.684	177	137
2	1:32.203	46.852	128	22.893	212	22.458	177	212	12	1:30.559	46.146	132	22.583	219	21.830	179	219
3	1:32.079	46.480	<b>133</b>	22.787	221	22.812	178	221	13	1:31.334	46.615	131	22.972	219	21.747	179	219
4	1:30.697	45.922	132	22.707	220	22.068	178	220	14	1:30.257	45.550	132	22.754	219	21.953	176	219
5	1:31.388	45.835	131	22.730	221	22.823	<b>180</b>	221	15	1:32.127	47.184	128	22.906	222	22.037	179	<b>222</b>
6	1:30.371	45.993	132	22.702	217	21.676	180	217	16	1:30.111	45.712	132	22.845	219	21.554	179	219
7	1:30.666	46.584	129	22.515	218	21.567	179	218	17	1:29.757	45.765	132	<b>22.474</b>	<b>216</b>	21.518	179	216
8	1:31.517	45.685	132	23.095	196	22.737	146	196	18	<b>1:29.278</b>	<b>45.319</b>	<b>132</b>	22.562	218	<b>21.397</b>	<b>180</b>	218
9	1:59.946	54.642	101	35.292	160	30.012	93	160	19	1:30.001	45.620	132	22.640	219	21.741	180	219
10	2:12.770	1:09.134	128	34.959	123	28.677	87	123									

<b>8 Engstler, DEU</b>									<b>theoretical besttime: 1:29.905</b>								
1	1:41.504	54.181	125	23.505	<b>220</b>	23.818	174	<b>220</b>	11	2:02.562	1:02.931	126	36.695	142	22.936	177	142
2	1:31.518	46.762	126	22.863	218	21.893	176	218	12	1:31.814	45.956	128	22.737	218	23.121	178	218
3	1:31.295	46.182	126	23.409	217	<b>21.704</b>	175	217	13	1:37.233	52.652	128	22.739	217	21.842	177	217
4	1:30.905	45.833	127	23.162	206	21.910	<b>178</b>	206	14	1:30.088	45.661	129	22.708	215	21.719	178	215
5	1:30.587	46.219	128	22.627	216	21.741	177	216	15	1:30.127	45.657	127	22.705	216	21.765	177	216
6	<b>1:30.035</b>	45.662	<b>130</b>	<b>22.566</b>	217	21.807	178	217	16	1:30.210	<b>45.635</b>	<b>129</b>	22.792	217	21.783	175	217
7	1:30.881	46.104	127	22.577	217	22.200	176	217	17	1:30.523	45.736	128	22.965	214	21.822	177	214







# ADAC Formel 4

## Sector List Race 3

Provisional

Reg. Nr.: 239/2016

Sunday, August 07, 2016 14:50:00



Nürburgring, Length: 3629m  
 Air temperature: 25.66°C  
 Track temperature: 38.19°C  
 Weather condition: Dry

Lap	Time	SE1	SP1	SE2	SP2	SE3	SP3	TSP	Lap	Time	SE1	SP1	SE2	SP2	SE3	SP3	TSP
10	2:13.048	1:09.010	126	34.203	124	29.835	130	124									

### 20 Kratz, DEU

theoretical besttime: 1:30.004

1	1:38.697	52.160	123	23.555	217	22.982	174	217	9	1:59.210	53.587	97	35.609	154	30.014	114	154
2	1:32.005	46.963	129	23.027	215	22.015	175	215	10	2:13.201	1:09.433	128	35.946	143	27.822	85	143
3	1:35.191	48.595	115	23.621	<b>219</b>	22.975	174	<b>219</b>	11	2:01.013	1:03.043	129	35.221	151	22.749	178	151
4	1:30.861	46.227	129	22.783	217	21.851	177	217	12	1:30.397	45.730	130	22.783	216	21.884	177	216
5	1:30.719	46.067	126	22.942	216	21.710	176	216	13	1:31.736	46.348	128	22.910	216	22.478	175	216
6	1:30.393	45.867	129	22.815	214	21.711	177	214	14	<b>1:30.136</b>	<b>45.651</b>	<b>130</b>	<b>22.740</b>	<b>214</b>	21.745	175	214
7	1:33.083	48.644	128	22.826	218	<b>21.613</b>	176	218	15	1:37.178	46.524	128	23.128	217	27.526	55	217
8	1:32.920	45.614	130	23.739	198	23.567	156	198									

### 21 Halder, DEU

theoretical besttime: 1:30.155

1	1:42.422	54.066	128	24.194	<b>215</b>	24.162	173	<b>215</b>	11	2:00.867	1:03.356	127	34.715	147	22.796	174	147
2	1:33.057	47.807	128	23.256	209	21.994	173	209	12	1:32.322	45.988	129	22.931	211	23.403	177	211
3	1:31.997	46.382	128	23.129	210	22.486	175	210	13	1:30.800	46.012	130	22.942	212	21.846	173	212
4	1:31.190	46.338	129	23.058	211	21.794	174	211	14	1:30.370	45.792	129	22.920	210	21.658	175	210
5	1:30.869	46.063	129	22.985	210	21.821	176	210	15	1:30.742	<b>45.766</b>	<b>128</b>	22.939	211	22.037	175	211
6	1:30.519	45.978	129	22.868	212	21.673	174	212	16	1:30.356	45.821	129	22.823	212	21.712	171	212
7	1:31.265	46.736	125	22.960	215	<b>21.569</b>	175	215	17	1:31.223	46.391	127	23.138	212	21.694	175	212
8	1:33.198	45.804	127	23.955	179	23.439	146	179	18	<b>1:30.353</b>	45.820	129	<b>22.820</b>	<b>214</b>	21.713	175	214
9	1:59.206	53.496	101	36.268	140	29.442	110	140	19	1:30.579	45.821	127	22.926	213	21.832	175	213
10	2:13.151	1:09.837	126	35.869	132	27.445	81	132									

### 22 Verschoor, NED

theoretical besttime: 1:28.858

1	1:32.281	47.964	129	22.797	214	21.520	176	214	11	2:11.144	1:05.204	120	42.762	81	23.178	178	81
2	1:29.610	45.375	129	22.657	215	21.578	176	215	12	1:29.796	45.819	131	22.578	217	21.399	178	217
3	1:29.793	45.565	129	22.747	215	21.481	176	215	13	1:29.229	45.348	130	22.488	216	21.393	178	216
4	1:29.416	45.354	130	22.663	216	21.399	178	216	14	1:29.296	45.486	130	<b>22.453</b>	<b>216</b>	21.357	177	216
5	1:30.546	46.363	129	22.603	<b>217</b>	21.580	177	<b>217</b>	15	1:29.122	45.308	129	22.534	216	<b>21.280</b>	<b>178</b>	216
6	1:29.302	45.465	129	22.514	213	21.323	177	213	16	1:30.225	45.698	130	22.564	213	21.963	178	213
7	1:29.087	45.231	129	22.527	216	21.329	<b>179</b>	216	17	1:30.041	46.106	129	22.584	215	21.351	177	215
8	1:30.316	45.371	130	22.499	216	22.446	158	216	18	<b>1:28.991</b>	<b>45.125</b>	<b>130</b>	22.488	216	21.378	178	216
9	2:03.762	1:01.014	90	32.233	144	30.515	141	144	19	1:29.347	45.443	129	22.495	214	21.409	178	214
10	2:12.108	1:08.154	89	33.569	128	30.385	138	128									

### 23 Hanses, DEU

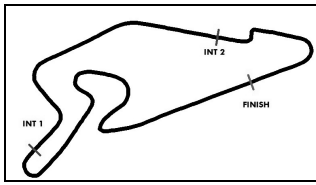
theoretical besttime: 1:29.867

1	1:40.209	53.104	117	23.654	217	23.451	173	217	10	2:12.625	1:08.648	123	34.918	150	29.059	93	150
2	1:31.595	46.279	126	22.967	<b>218</b>	22.349	175	<b>218</b>	11	2:06.969	1:03.044	125	37.443	135	26.482	55	135
3	1:31.268	46.545	123	22.807	213	21.916	<b>176</b>	213	12	3:02.140	2:17.461	126	22.899	213	21.780	175	213
4	1:31.845	46.935	125	23.199	216	21.711	175	216	13	1:30.122	45.745	127	22.720	214	<b>21.657</b>	<b>176</b>	214
5	1:30.499	46.115	127	<b>22.655</b>	213	21.729	174	213	14	1:30.585	45.686	127	22.715	216	22.184	175	216
6	<b>1:29.997</b>	<b>45.555</b>	126	22.706	213	21.736	176	213	15	1:31.210	46.247	128	22.796	216	22.167	164	216
7	1:31.467	45.677	126	22.777	214	23.013	174	214	16	1:33.804	47.838	118	23.618	211	22.348	174	211
8	1:32.715	46.086	128	22.776	195	23.853	156	195	17								
9	2:00.380	55.050	93	35.131	150	30.199	115	150									

### 25 Müller-Crepon, CHE

theoretical besttime: 1:28.938

1	1:33.825	49.395	129	22.877	215	21.553	178	215	11	2:09.653	1:04.798	103	41.611	95	23.244	179	95
2	1:30.504	45.849	130	22.655	218	22.000	178	218	12	1:30.798	46.054	130	22.723	219	22.021	175	<b>219</b>
3	1:30.047	45.951	130	22.532	217	21.564	177	217	13	1:30.844	46.524	131	22.750	214	21.570	177	214
4	1:29.389	45.407	130	22.540	216	21.442	177	216	14	1:29.443	45.337	130	22.674	214	21.432	176	214
5	1:29.555	45.450	130	22.595	215	21.510	176	215	15	<b>1:29.191</b>	<b>45.098</b>	<b>130</b>	22.712	214	21.381	177	214
6	1:29.672	45.482	129	22.615	214	21.575	177	214	16	1:29.455	45.342	129	22.715	214	21.398	177	214
7	1:29.575	45.282	130	<b>22.520</b>	216	21.773	176	216	17	1:29.471	45.399	129	22.752	214	<b>21.320</b>	<b>176</b>	214
8	1:29.622	45.331	130	22.597	215	21.694	177	215	18	1:29.561	45.304	130	22.770	214	21.487	176	214
9	2:03.925	1:00.657	112	32.740	141	30.528	152	141	19	1:29.467	45.424	129	22.722	215	21.321	177	215
10	2:12.513	1:08.081	83	33.302	124	31.130	127	124									



# ADAC Formel 4

## Sector List Race 3



Provisional

Reg. Nr.: 239/2016



Nürburgring, Length: 3629m

Air temperature: 25.66°C

Track temperature: 38.19°C

Weather condition: Dry

Sunday, August 07, 2016 14:50:00

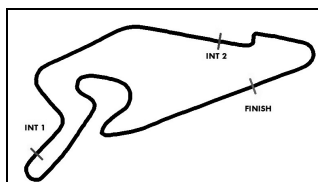
Lap	Time	SE1	SP1	SE2	SP2	SE3	SP3	TSP	Lap	Time	SE1	SP1	SE2	SP2	SE3	SP3	TSP
<b>27</b>	<b>Gachot, GBR</b>								<b>theoretical besttime: 1:28.976</b>								
1	1:37.582	51.106	123	23.744	218	22.732	179	218	11	2:08.338	1:04.536	113	40.396	105	23.406	178	105
2	1:31.641	46.539	130	22.622	218	22.480	178	218	12	1:30.575	46.051	129	22.721	219	21.803	179	219
3	1:29.360	45.333	127	22.592	216	21.435	177	216	13	1:31.842	45.976	120	23.295	216	22.571	174	216
4	<b>1:29.093</b>	<b>45.174</b>	130	<b>22.461</b>	218	21.458	178	218	14	1:32.663	47.688	128	23.311	218	21.664	177	218
5	1:29.522	45.406	<b>131</b>	22.494	218	21.622	178	218	15	1:29.219	45.290	129	22.588	215	<b>21.341</b>	<b>177</b>	215
6	1:31.355	46.810	124	22.955	213	21.590	177	213	16	1:29.217	45.322	128	22.464	216	21.431	178	216
7	1:29.127	45.276	129	22.466	216	21.385	177	216	17	1:29.272	45.391	129	22.492	217	21.389	177	217
8	1:30.584	45.182	131	22.672	197	22.730	174	197	18	1:29.864	45.488	127	22.617	219	21.759	178	<b>219</b>
9	2:01.790	57.987	98	33.331	143	30.472	129	143	19	1:30.031	45.745	130	22.757	218	21.529	176	218
10	2:11.766	1:07.935	123	33.184	153	30.647	122	153									

<b>28</b>	<b>Schramm, DEU</b>								<b>theoretical besttime: 1:29.123</b>								
1	1:34.223	49.712	129	22.879	216	21.632	176	216	11	2:09.431	1:04.637	114	41.501	103	23.293	178	103
2	1:30.283	45.704	130	22.704	218	21.875	178	218	12	1:30.439	45.908	130	22.640	222	21.891	175	<b>222</b>
3	1:30.112	46.010	130	22.647	217	21.455	<b>179</b>	217	13	1:31.289	46.889	131	22.722	219	21.678	176	219
4	1:29.502	45.562	131	<b>22.475</b>	219	21.465	177	219	14	1:29.558	45.553	130	22.521	217	21.484	176	217
5	1:29.500	45.475	130	22.585	217	21.440	177	217	15	1:29.466	45.439	131	22.576	217	21.451	177	217
6	1:29.777	45.446	129	22.573	218	21.758	175	218	16	1:29.380	45.341	131	22.653	217	<b>21.386</b>	<b>178</b>	217
7	1:29.577	45.543	130	22.506	218	21.528	176	218	17	<b>1:29.246</b>	<b>45.262</b>	<b>131</b>	22.580	218	21.404	178	218
8	1:29.812	45.406	129	22.497	218	21.909	173	218	18	1:29.346	45.286	131	22.565	219	21.495	178	219
9	2:03.986	1:00.493	112	32.982	138	30.511	159	138	19	1:29.557	45.441	130	22.700	219	21.416	179	219
10	2:12.411	1:07.926	84	33.436	129	31.049	120	129									

<b>29</b>	<b>Schumacher, DEU</b>								<b>theoretical besttime: 1:28.675</b>								
1	1:32.771	48.451	130	22.681	218	21.639	175	218	11	2:11.429	1:05.348	117	42.838	89	23.243	175	89
2	1:30.529	45.733	130	22.928	213	21.868	178	213	12	1:29.090	45.243	130	22.558	217	21.289	179	217
3	1:29.334	45.355	131	22.575	214	21.404	179	214	13	1:29.161	45.024	130	22.505	219	21.632	178	<b>219</b>
4	1:28.896	45.086	131	<b>22.442</b>	216	21.368	179	216	14	1:29.044	45.102	130	22.558	217	21.384	179	217
5	1:29.605	45.542	131	22.725	218	21.338	179	218	15	1:29.017	45.104	131	22.562	215	21.351	180	215
6	1:29.350	45.490	130	22.551	214	21.309	<b>180</b>	214	16	1:29.079	45.161	131	22.557	214	21.361	178	214
7	1:29.151	45.140	129	22.574	216	21.437	179	216	17	1:28.969	<b>44.992</b>	<b>130</b>	22.633	213	21.344	178	213
8	1:30.079	45.299	<b>131</b>	22.520	216	22.260	171	216	18	<b>1:28.855</b>	45.033	131	22.581	217	<b>21.241</b>	<b>179</b>	217
9	2:03.935	1:01.091	97	32.282	136	30.562	127	136	19	1:29.176	45.141	128	22.605	217	21.430	177	217
10	2:11.778	1:07.870	101	33.363	126	30.545	129	126									

<b>33</b>	<b>Aberdein, ZAF</b>								<b>theoretical besttime: 1:29.201</b>								
1	1:37.421	50.593	111	23.635	216	23.193	178	216	11	2:07.545	1:04.763	101	39.475	103	23.307	179	103
2	1:31.576	46.342	<b>130</b>	22.819	216	22.415	176	216	12	1:30.414	46.012	127	22.606	216	21.796	178	216
3	1:31.145	46.982	128	22.810	216	<b>21.353</b>	179	216	13	1:31.133	46.044	130	22.897	218	22.192	180	218
4	1:29.486	45.492	129	22.567	216	21.427	178	216	14	1:32.936	47.626	129	23.233	216	22.077	177	216
5	1:29.616	45.608	130	<b>22.543</b>	217	21.465	178	217	15	1:29.526	45.534	130	22.552	216	21.440	178	216
6	1:30.709	45.565	128	22.848	<b>220</b>	22.296	178	<b>220</b>	16	1:29.560	45.568	129	22.638	215	21.354	178	215
7	1:30.149	45.708	128	22.690	217	21.751	178	217	17	<b>1:29.389</b>	45.371	129	22.608	213	21.410	177	213
8	1:31.405	<b>45.305</b>	129	23.077	160	23.023	170	160	18	1:29.508	45.542	129	22.559	217	21.407	177	217
9	2:00.781	56.701	89	34.533	119	29.547	122	119	19	1:29.759	45.619	124	22.611	220	21.529	178	220
10	2:11.430	1:08.073	111	34.270	171	29.087	109	171									

<b>35</b>	<b>Laliberte, FRA</b>								<b>theoretical besttime: 1:28.932</b>								
1	1:37.184	50.771	111	23.649	220	22.764	175	220	11	2:07.872	1:04.411	110	40.000	109	23.461	179	109
2	1:31.017	45.994	<b>132</b>	22.751	213	22.272	176	213	12	1:31.359	46.013	130	22.662	220	22.684	179	220
3	1:29.595	45.573	130	22.460	215	21.562	176	215	13	1:30.857	45.407	128	22.856	221	22.594	178	<b>221</b>
4	1:29.551	45.472	129	22.549	215	21.530	177	215	14	1:29.450	45.559	129	22.518	214	21.373	176	214
5	1:30.292	46.072	130	22.570	216	21.650	176	216	15	1:29.252	45.377	130	22.530	214	<b>21.345</b>	<b>178</b>	214
6	1:31.247	46.576	125	22.979	213	21.692	178	213	16	1:29.507	<b>45.147</b>	<b>130</b>	22.484	219	21.876	179	219
7	<b>1:29.157</b>	45.291	129	22.452	218	21.414	<b>179</b>	218	17	1:30.157	45.793	130	<b>22.440</b>	<b>219</b>	21.924	178	219
8	1:31.277	45.365	130	23.529	200	22.383	158	200	18	1:29.611	45.666	131	22.487	215	21.458	176	215
9	2:01.938	57.696	90	34.500	142	29.742	120	142	19	1:29.272	45.364	127	22.524	215	21.384	177	215
10	2:11.359	1:07.690	122	34.012	173	29.657	119	173									



# ADAC Formel 4

## Sector List Race 3

Provisional

Reg. Nr.: 239/2016

Sunday, August 07, 2016 14:50:00



Nürburgring, Length: 3629m

Air temperature: 25.66°C

Track temperature: 38.19°C

Weather condition: Dry

Lap	Time	SE1	SP1	SE2	SP2	SE3	SP3	TSP	Lap	Time	SE1	SP1	SE2	SP2	SE3	SP3	TSP
<b>40 Hoogenboom, NLD</b>									<b>theoretical besttime: 1:28.811</b>								
1	1:35.704	50.308	127	23.206	208	22.190	177	208	11	2:06.422	1:04.272	101	39.065	103	23.085	181	103
2	1:30.219	45.521	129	22.671	218	22.027	175	218	12	1:31.737	46.619	130	22.819	220	22.299	179	<b>220</b>
3	1:30.272	46.137	130	22.627	217	21.508	178	217	13	1:30.125	45.870	127	22.589	219	21.666	181	219
4	1:29.634	45.636	128	22.470	219	21.528	179	219	14	1:30.628	46.701	129	22.605	215	<b>21.322</b>	<b>178</b>	215
5	1:30.614	46.134	129	22.670	216	21.810	177	216	15	<b>1:28.938</b>	<b>45.048</b>	<b>129</b>	22.472	217	21.418	179	217
6	1:34.194	49.266	126	23.155	216	21.773	178	216	16	1:29.123	45.235	129	22.527	218	21.361	181	218
7	1:29.753	45.303	128	22.490	215	21.960	179	215	17	1:29.609	45.666	131	22.543	216	21.400	179	216
8	1:32.432	45.502	129	23.058	162	23.872	171	162	18	1:30.249	46.030	130	<b>22.441</b>	<b>220</b>	21.778	180	220
9	2:00.111	56.047	89	34.672	133	29.392	142	133	19	1:29.848	45.610	127	22.570	216	21.668	177	216
10	2:12.016	1:08.783	122	33.566	177	29.667	144	177									

Lap	Time	SE1	SP1	SE2	SP2	SE3	SP3	TSP	Lap	Time	SE1	SP1	SE2	SP2	SE3	SP3	TSP
<b>44 Vips, ITA</b>									<b>theoretical besttime: 1:28.744</b>								
1	1:31.713	47.472	129	22.752	216	21.489	177	216	11	2:11.441	1:04.978	107	43.476	81	22.987	176	81
2	1:29.704	45.497	130	22.628	<b>218</b>	21.579	<b>179</b>	<b>218</b>	12	1:29.164	45.376	129	22.548	216	<b>21.240</b>	<b>178</b>	216
3	1:29.673	45.658	131	22.579	216	21.436	176	216	13	1:29.150	45.214	128	22.594	216	21.342	178	216
4	1:29.358	45.427	129	22.607	217	21.324	176	217	14	1:29.286	45.456	130	22.551	215	21.279	177	215
5	1:29.287	45.469	129	22.551	215	21.267	177	215	15	1:28.909	45.097	131	22.484	216	21.328	178	216
6	1:28.904	<b>45.035</b>	129	22.599	215	21.270	176	215	16	1:28.980	45.166	131	<b>22.469</b>	<b>218</b>	21.345	179	218
7	<b>1:28.843</b>	45.064	130	22.497	215	21.282	178	215	17	1:28.970	45.058	131	22.573	216	21.339	178	216
8	1:29.669	45.073	130	22.500	217	22.096	151	217	18	1:29.099	45.187	130	22.583	216	21.329	178	216
9	2:05.651	1:02.650	81	32.144	141	30.857	123	141	19	1:29.806	45.107	130	22.534	218	22.165	144	218
10	2:11.800	1:07.644	95	33.167	134	30.989	131	134									

Lap	Time	SE1	SP1	SE2	SP2	SE3	SP3	TSP	Lap	Time	SE1	SP1	SE2	SP2	SE3	SP3	TSP
<b>45 Wolf, DEU</b>									<b>theoretical besttime: 1:30.280</b>								
1	1:41.380	53.816	<b>129</b>	23.672	213	23.892	175	213	5	1:30.611	45.866	128	22.972	214	21.773	176	214
2	1:32.059				214	21.718	176	214	6	<b>1:30.280</b>	<b>45.774</b>	<b>128</b>	<b>22.810</b>	<b>215</b>	<b>21.696</b>	<b>176</b>	215
3	1:32.004	46.153	127	23.525	<b>218</b>	22.326	176	<b>218</b>	7								
4	1:31.113	45.847	128	22.949	216	22.317	<b>176</b>	216									

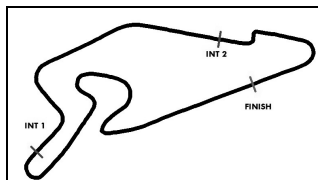
Lap	Time	SE1	SP1	SE2	SP2	SE3	SP3	TSP	Lap	Time	SE1	SP1	SE2	SP2	SE3	SP3	TSP
<b>66 Laaksonen, FIN</b>									<b>theoretical besttime: 1:29.195</b>								
1	1:34.757	49.947	124	23.211	213	21.599	175	213	11	2:09.443	1:05.028	103	40.925	106	23.490	176	106
2	1:30.434	45.740	129	22.763	215	21.931	174	215	12	1:30.493	45.933	128	22.905	216	21.655	177	216
3	1:30.220	46.166	<b>129</b>	22.619	214	21.435	176	214	13	1:30.964	46.467	129	22.906	216	21.591	179	216
4	1:29.732	45.681	128	22.640	215	21.411	178	215	14	1:29.852	45.778	128	22.738	214	21.336	177	214
5	1:30.451	46.279	128	22.700	216	21.472	176	216	15	1:29.775	45.617	129	22.651	214	21.507	175	214
6	1:29.502	45.399	129	22.647	214	21.456	176	214	16	1:30.077	45.645	128	22.682	213	21.750	177	213
7	<b>1:29.335</b>	45.398	127	22.628	215	<b>21.309</b>	177	215	17	1:30.203	45.749	129	22.651	215	21.803	177	215
8	1:30.940	<b>45.326</b>	129	22.680	214	22.934	160	214	18	1:30.602	46.383	129	22.631	215	21.588	178	215
9	2:03.352	59.593	87	32.481	140	31.278	141	140	19	1:30.563	46.251	127	<b>22.560</b>	<b>218</b>	21.752	175	<b>218</b>
10	2:11.320	1:07.665	91	33.542	147	30.113	133	147									

Lap	Time	SE1	SP1	SE2	SP2	SE3	SP3	TSP	Lap	Time	SE1	SP1	SE2	SP2	SE3	SP3	TSP
<b>68 Correa, ITA</b>									<b>theoretical besttime: 1:28.977</b>								
1	1:36.781	50.907	128	23.382	220	22.492	175	220	10	2:00.299	1:05.629	127	32.360	154	22.310	179	154
2	1:29.685	45.468	130	22.667	213	21.550	178	213	11	1:30.384	45.624	130	22.838	218	21.922	178	218
3	1:30.089	45.970	130	22.746	215	<b>21.373</b>	179	215	12	1:30.038	45.436	131	22.830	222	21.772	178	<b>222</b>
4	1:29.655	45.605	130	22.670	216	21.380	178	216	13	1:30.008	45.374	131	22.769	218	21.865	179	218
5	1:30.453	45.851	129	22.753	218	21.849	177	218	14	1:30.692	46.507	128	22.667	221	21.518	180	221
6	1:38.299	46.984	123	23.601	210	27.714	54	210	15	1:29.589	<b>45.040</b>	<b>130</b>	22.588	217	21.961	177	217
7	3:22.351	2:38.158	129	22.560	213	21.633	177	213	16	1:29.729	45.548	130	22.772	215	21.409	178	215
8	1:47.887	46.083	130	32.373	154	29.431	99	154	17	<b>1:29.450</b>	45.457	132	<b>22.564</b>	<b>218</b>	21.429	178	218
9	2:12.892	1:10.266	123	35.323	132	27.303	81	132	18	1:30.331	45.608	129	22.664	219	22.059	179	219

Lap	Time	SE1	SP1	SE2	SP2	SE3	SP3	TSP	Lap	Time	SE1	SP1	SE2	SP2	SE3	SP3	TSP
<b>69 Bianchi, CHE</b>									<b>theoretical besttime: 1:29.541</b>								
1	1:40.857	53.159	112	23.990	215	23.708	176	215	11	2:00.548	1:03.706	128	34.528	153	22.314	177	153
2	1:32.176	46.488	127	22.880	216	22.808	171	216	12	1:31.760	46.324	129	22.850	216	22.586	176	216
3	1:33.584	47.669	127	23.276	216	22.639	177	216	13	1:30.049	45.878	131	22.689	215	<b>21.482</b>	<b>178</b>	215
4	1:31.476	46.802	128	22.748	216	21.926	178	216	14	1:30.174	45.480	129	<b>22.618</b>	<b>217</b>	22.076	177	<b>217</b>
5	1:31.278	46.038	131	22.621	217	22.619	174	217	15	1:31.583	46.095	125	23.075	215	22.413	176	215
6	1:31.041	46.608	130	22.798	216	21.635	177	216	16	<b>1:29.706</b>	45.452	129	22.740	217	21.514	177	217
7	1:31.195	46.687	128	22.930	217	21.578	<b>179</b>	217	17	1:31.436	46.682	122	23.203	216	21.551	178	216







# ADAC Formel 4

## Sector List Race 3

Provisional

Reg. Nr.: 239/2016

Sunday, August 07, 2016 14:50:00



Nürburgring, Length: 3629m

Air temperature: 25.66°C

Track temperature: 38.19°C

Weather condition: Dry

Lap	Time	SE1	SP1	SE2	SP2	SE3	SP3	TSP	Lap	Time	SE1	SP1	SE2	SP2	SE3	SP3	TSP
9	2:00.097	55.665	101	35.078	132	29.354	144	132	19	1:30.335	45.763	128	22.554	219	22.018	178	219
10	2:13.166	1:09.243	125	34.064	157	29.859	120	157									

### 91 Fernandez Wahbeh, ITA

theoretical besttime: 1:29.421

1	1:37.820	51.287	127	23.654	217	22.879	180	217	11	2:05.853	1:04.022	102	38.738	98	23.093	184	98
2	1:32.090	46.987	<b>130</b>	22.847	221	22.256	178	221	12	1:31.626	46.446	129	22.891	221	22.289	183	221
3	1:31.172	46.778	127	22.726	218	21.668	182	218	13	1:30.411	46.004	129	22.735	218	21.672	182	218
4	1:29.745	45.479	128	22.653	218	21.613	179	218	14	1:32.531	47.213	123	23.029	223	22.289	181	<b>223</b>
5	<b>1:29.627</b>	45.484	129	<b>22.611</b>	215	21.532	180	215	15	1:30.886	46.375	129	22.939	218	21.572	181	218
6	1:30.428	<b>45.399</b>	129	23.056	219	21.973	181	219	16	1:30.586	45.607	129	22.745	219	22.234	181	219
7	1:30.191	45.816	128	22.721	219	21.654	182	219	17	1:29.825	45.639	126	22.775	214	<b>21.411</b>	<b>180</b>	214
8	1:32.569	45.468	127	23.220	180	23.881	169	180	18	1:29.957	45.689	126	22.783	217	21.485	181	217
9	2:00.137	56.035	96	34.568	136	29.534	139	136	19	1:30.833	45.667	129	22.839	216	22.327	182	216
10	2:12.175	1:08.564	119	33.725	171	29.886	143	171									

### 96 Mawson, DEU

theoretical besttime: 1:28.711

1	1:33.201	49.026	131	22.606	220	21.569	179	220	11	2:09.794	1:04.748	109	41.870	90	23.176	180	90
2	1:30.607	45.847	<b>131</b>	22.407	220	22.353	178	220	12	1:29.819	45.868	131	22.590	219	21.361	180	219
3	1:30.115	46.073	131	22.417	221	21.625	180	221	13	<b>1:28.895</b>	45.093	131	<b>22.358</b>	<b>222</b>	21.444	181	222
4	1:29.004	45.202	130	22.400	219	21.402	179	219	14	1:29.406	45.542	130	22.534	219	21.330	180	219
5	1:29.243	<b>45.075</b>	131	22.569	<b>222</b>	21.599	180	<b>222</b>	15	1:29.053	45.283	130	22.445	221	21.325	182	221
6	1:29.479	45.542	130	22.469	221	21.468	180	221	16	1:29.775	45.619	131	22.508	221	21.648	178	221
7	1:29.103	45.261	131	22.486	221	21.356	180	221	17	1:29.361	45.515	131	22.493	217	21.353	179	217
8	1:30.445	45.318	131	22.636	219	22.491	176	219	18	1:28.927	45.151	131	22.498	218	<b>21.278</b>	<b>179</b>	218
9	2:04.271	1:01.126	104	32.785	145	30.360	162	145	19	1:28.909	45.121	130	22.500	219	21.288	181	219
10	2:12.673	1:08.012	78	33.599	125	31.062	125	125									

### 99 Flörsch, DEU

theoretical besttime: 1:29.145

1	1:35.181	50.030	127	23.394	216	21.757	178	216	11	2:09.478	1:04.880	107	41.157	107	23.441	177	107
2	1:30.111	45.704	130	22.663	217	21.744	174	217	12	1:30.191	45.858	128	22.768	218	21.565	177	218
3	1:30.495	46.452	130	22.654	216	21.389	<b>179</b>	216	13	1:31.364	46.975	127	22.790	217	21.599	178	217
4	1:29.736	45.531	129	22.758	216	21.447	176	216	14	1:29.830	45.663	128	22.723	214	21.444	177	214
5	<b>1:29.247</b>	<b>45.266</b>	<b>130</b>	22.537	216	21.444	176	216	15	1:29.415	45.353	128	22.654	217	21.408	178	217
6	1:29.285	45.348	130	<b>22.502</b>	215	21.435	177	215	16	1:29.379	45.301	129	22.588	218	21.490	179	218
7	1:29.301	45.271	127	22.653	218	<b>21.377</b>	177	218	17	1:29.367	45.319	129	22.629	216	21.419	177	216
8	1:30.169	45.398	128	22.776	210	21.995	172	210	18	1:29.313	45.279	129	22.634	217	21.400	178	217
9	2:03.945	1:00.304	103	32.929	125	30.712	146	125	19	1:29.536	45.378	128	22.520	219	21.638	177	<b>219</b>
10	2:12.104	1:07.817	86	33.447	119	30.840	128	119									