

ADAC Formel 4

Result List Race 2

Provisional

Reg. Nr.: 239/2016

Sunday, August 07, 2016 10:30:00



Nürburgring, Length: 3629m

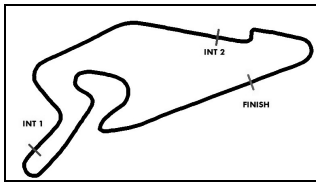
Air temperature: 20.51°C

Track temperature: 33.56°C

Weather condition: Dry

started : 35 classified : 30 not classified : 5

Nr.	Drivers	Team	Laps	Total Time	Gap	Kph	Lap	Time	Kph
Cl.	Car	Competitor							
1	96 J.Mawson(DEU) ADAC Formel 4 powered by Abarth	(T) Van Amersfoort Racing(NLD) Van Amersfoort Racing	19	30:19.996		135.9	11	1:28.129	148.2
2	44 J.Vips(ITA) R ADAC Formel 4 powered by Abarth	Prema Powerteam(ITA) Prema Powerteam	19	30:20.586	0.590	136.0	11	1:28.101	148.2
3	81 N.Nielsen(DNK) R ADAC Formel 4 powered by Abarth	(T) Neuhauser Racing(AUT) Neuhauser Racing	19	30:21.679	1.683	136.0	13	1:28.050	148.3
4	68 J.Correa(ITA) R ADAC Formel 4 powered by Abarth	(T) Prema Powerteam(ITA) Prema Powerteam	19	30:22.451	2.455	135.9	13	1:27.830	148.7
5	22 R.Verschoor(NED) R ADAC Formel 4 powered by Abarth	(T) Motopark(DEU) Motopark	19	30:24.348	4.352	135.8	13	1:28.121	148.2
6	80 F.Drugovich(AUT) R ADAC Formel 4 powered by Abarth	(T) Neuhauser Racing(AUT) Neuhauser Racing	19	30:26.901	6.905	135.7	13	1:27.937	148.5
7	14 T.Preining(AUT) ADAC Formel 4 powered by Abarth	(T) Lechner Racing(AUT) Lechner Racing	19	30:28.020	8.024	135.5	13	1:28.151	148.2
8	28 K.Schramm(DEU) ADAC Formel 4 powered by Abarth	(T) US Racing(DEU) US Racing	19	30:31.917	11.921	135.3	15	1:28.652	147.3
9	33 J.Aberdein(ZAF) R ADAC Formel 4 powered by Abarth	Motopark(DEU) Motopark	19	30:33.045	13.049	135.3	17	1:28.824	147.0
10	90 C.Piro(DEU) ADAC Formel 4 powered by Abarth	(T) Team Piro Sport Interdental(DEU) Team Piro Sport Interdental	19	30:35.423	15.427	135.2	16	1:28.704	147.2
11	13 Y.Brandt(DEU) R ADAC Formel 4 powered by Abarth	(T) Lechner Racing(AUT) Lechner Racing	19	30:35.647	15.651	135.2	16	1:28.722	147.2
12	5 L.Zendeli(DEU) R ADAC Formel 4 powered by Abarth	(T) ADAC Berlin-Brandenburg e.V.(DEU) ADAC Berlin-Brandenburg e.V.	19	30:38.559	18.563	135.1	19	1:28.017	148.4
13	2 J.Fittje(DEU) ADAC Formel 4 powered by Abarth	(T) US Racing(DEU) US Racing	19	30:41.261	21.265	134.7	12	1:28.584	147.4
14	99 S.Flörsch(DEU) ADAC Formel 4 powered by Abarth	Motopark(DEU) Motopark	19	30:41.518	21.522	134.9	11	1:28.311	147.9
15	29 M.Schumacher(DEU) ADAC Formel 4 powered by Abarth	(T) Prema Powerteam(ITA) Prema Powerteam	19	30:41.915	21.919	134.2	11	1:28.302	147.9
16	19 F.Scherer(CHE) R ADAC Formel 4 powered by Abarth	(T) Jenzer Motorsport(CHE) Jenzer Motorsport	19	30:42.245	22.249	134.7	12	1:28.822	147.0
17	40 L.Hoogenboom(NLD) R ADAC Formel 4 powered by Abarth	(T) Van Amersfoort Racing(NLD) Van Amersfoort Racing	19	30:42.603	22.607	134.7	13	1:28.564	147.5
18	75 J.Esmeijer(NLD) ADAC Formel 4 powered by Abarth	(T) Team Timo Scheider GmbH(DEU) Team Timo Scheider GmbH	19	30:44.387	24.391	134.7	13	1:28.989	146.8
19	77 J.van Uitert(NLD) ADAC Formel 4 powered by Abarth	(T) Jenzer Motorsport(CHE) Jenzer Motorsport	19	30:45.003	25.007	134.7	14	1:28.629	147.4
20	45 T.Wolf(DEU) ADAC Formel 4 powered by Abarth	(T) KUG-Motorsport(DEU) KUG-Motorsport	19	30:45.085	25.089	134.6	12	1:29.042	146.7
21	20 K.Kratz(DEU) ADAC Formel 4 powered by Abarth	Jenzer Motorsport(CHE) Jenzer Motorsport	19	30:45.780	25.784	134.7	17	1:28.917	146.9
22	7 O.Söderström(SWE) ADAC Formel 4 powered by Abarth	ADAC Berlin-Brandenburg e.V.(DEU) ADAC Berlin-Brandenburg e.V.	19	30:49.530	29.534	136.0	13	1:28.862	147.0
23	8 L.Engstler(DEU) ADAC Formel 4 powered by Abarth	(T) Liqui Moly Team Engstler(DEU) Liqui Moly Team Engstler	19	30:49.665	29.669	134.3	16	1:29.144	146.5
24	91 S.Fernandez Wahbeh(ITA) R ADAC Formel 4 powered by Abarth	(T) KUG-Motorsport(DEU) KUG-Motorsport	19	30:49.673	29.677	134.5	15	1:28.767	147.1
25	3 C.Schreiner(DEU) ADAC Formel 4 powered by Abarth	US Racing(DEU) US Racing	19	30:51.479	31.483	134.2	18	1:29.327	146.2
26	23 J.Hanses(DEU) R ADAC Formel 4 powered by Abarth	(T) Team Timo Scheider GmbH(DEU) Team Timo Scheider GmbH	19	30:52.186	32.190	134.7	17	1:29.441	146.0



ADAC Formel 4

Result List Race 2

Provisional

Reg. Nr.: 239/2016

Sunday, August 07, 2016 10:30:00



Nürburgring, Length: 3629m
Air temperature: 20.51°C
Track temperature: 33.56°C
Weather condition: Dry

started : 35 classified : 30 not classified : 5

Nr.	Drivers	Team	Laps	Total Time	Gap	Kph	Lap	Time	Kph
Cl.	Car	Competitor							
27	21 M.Halder(DEU) ADAC Formel 4 powered by Abarth	(T) Liqui Moly Team Engstler(DEU) Liqui Moly Team Engstler	19	30:54.913	34.917	134.1	16	1:29.720	145.6
28	10 A.Estner(DEU) R ADAC Formel 4 powered by Abarth	(T) RS Competition(DNK) RS Competition	19	30:55.928	35.932	134.0	17	1:29.430	146.0
29	25 M.Müller-Crepon(CHE) ADAC Formel 4 powered by Abarth	Van Amersfoort Racing(NLD) Van Amersfoort Racing	19	31:36.643	1:16.647	130.6	18	1:28.806	147.1
30	27 L.Gachot(GBR) ADAC Formel 4 powered by Abarth	US Racing(DEU) US Racing	19	31:43.304	1:23.308	130.2	16	1:28.688	147.3
Not classified									
18	J.Meikup(EST) ADAC Formel 4 powered by Abarth	Jenzer Motorsport(CHE) Jenzer Motorsport	16	30:58.801	3 LAP	114.3	15	1:28.558	147.5
66	S.Laaksonen(FIN) ADAC Formel 4 powered by Abarth	(T) Motopark(DEU) Motopark	14	24:09.456	5 LAP	125.3	11	1:29.016	146.7
6	M.Ortmann(DEU) ADAC Formel 4 powered by Abarth	(T) ADAC Berlin-Brandenburg e.V.(DEU) ADAC Berlin-Brandenburg e.V.	4	8:30.591	15 LAP	95.9	3	1:37.185	134.4
69	G.Bianchi(CHE) ADAC Formel 4 powered by Abarth	Jenzer Motorsport(CHE) Jenzer Motorsport	1	1:50.581	18 LAP				
35	K.Laliberte(FRA) ADAC Formel 4 powered by Abarth	Van Amersfoort Racing(NLD) Van Amersfoort Racing							

Fastest lap of the race. Car 68 driver Juan Manuel Correa on lap 13. Time 1:27.830, average speed 148.7 km/h.

T = nominated for the team classification

Subject to final scrutineering!

Publications Time:

Clerk of the course:

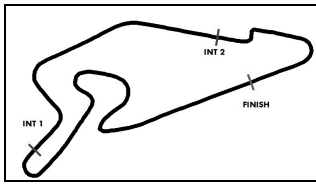
Time Keeping:

ver: 1.0

www.adac.de/motorsport

Page 2 / 2 printed: 7.8.2016 11:06

CERTINA
S W I S S W A T C H E S



ADAC Formel 4

Sector List Race 2

Provisional

Reg. Nr.: 239/2016

Sunday, August 07, 2016 10:30:00



Nürburgring, Length: 3629m
Air temperature: 20.51°C
Track temperature: 33.56°C
Weather condition: Dry

Lap	Time	SE1	SP1	SE2	SP2	SE3	SP3	TSP	Lap	Time	SE1	SP1	SE2	SP2	SE3	SP3	TSP
-----	------	-----	-----	-----	-----	-----	-----	-----	-----	------	-----	-----	-----	-----	-----	-----	-----

77 van Uiter, NLD

theoretical besttime: 1:28.617

1	1:39.255	53.405	126	23.333	219	22.517	178	219	11	1:30.744	46.512	132	22.680	217	21.552	178	217
2	1:33.017	46.705	131	22.795	220	23.517	180	220	12	1:29.037	45.040	132	22.487	217	21.510	178	217
3	1:30.822	46.410	132	22.725	218	21.687	178	218	13	1:28.955	45.163	133	22.456	217	21.336	178	217
4	1:36.374	46.609	131	23.610	165	26.155	161	165	14	1:28.629	44.939	131	22.468	217	21.222	178	217
5	2:10.743	59.250	101	38.525	116	32.968	113	116	15	1:29.382	45.220	131	22.528	220	21.634	177	220
6	2:16.590	1:14.621	92	32.221	130	29.748	128	130	16	1:29.639	45.367	130	22.790	217	21.482	178	217
7	2:02.598	1:02.702	111	35.148	85	24.748	177	85	17	1:29.265	45.197	132	22.643	219	21.425	178	219
8	1:30.693	46.231	130	22.712	220	21.750	179	220	18	1:29.273	45.317	131	22.512	217	21.444	177	217
9	1:30.385	45.707	129	22.795	221	21.883	177	221	19	1:29.668	45.323	130	22.682	216	21.663	176	216
10	1:29.934	45.518	131	22.653	219	21.763	174	219									

80 Drugovich, AUT

theoretical besttime: 1:27.937

1	1:34.609	49.091	130	22.622	219	22.896	174	219	11	1:28.329	44.807	131	22.305	216	21.217	178	216
2	1:29.755	45.678	131	22.629	217	21.448	178	217	12	1:28.198	44.744	131	22.337	215	21.117	179	215
3	1:29.372	45.322	127	22.534	218	21.516	177	218	13	1:27.937	44.565	130	22.290	218	21.082	179	218
4	1:29.831	45.227	130	22.471	218	22.133	142	218	14	1:28.231	44.827	130	22.315	218	21.089	178	218
5	2:15.595	1:03.389	106	39.237	123	32.969	133	123	15	1:28.242	44.813	131	22.317	218	21.112	179	218
6	2:16.255	1:12.587	97	33.668	138	30.000	115	138	16	1:29.707	45.298	130	22.494	220	21.915	179	220
7	2:07.870	1:02.412	113	39.352	68	26.106	178	68	17	1:28.749	45.162	129	22.416	216	21.171	177	216
8	1:29.967	45.569	130	22.688	221	21.710	175	221	18	1:28.637	44.885	131	22.511	213	21.241	178	213
9	1:28.775	45.212	131	22.370	216	21.193	177	216	19	1:28.363	44.792	132	22.429	215	21.142	177	215
10	1:28.479	44.917	131	22.426	216	21.136	178	216									

81 Nielsen, DNK

theoretical besttime: 1:27.999

1	1:32.699	48.119	130	22.794	216	21.786	176	216	11	1:28.272	44.738	131	22.413	215	21.121	178	215
2	1:29.008	45.190	130	22.525	215	21.293	177	215	12	1:28.116	44.634	132	22.396	216	21.086	178	216
3	1:28.797	45.025	131	22.554	215	21.218	177	215	13	1:28.050	44.551	131	22.376	218	21.123	178	218
4	1:29.608	45.016	132	22.445	215	22.147	155	215	14	1:28.191	44.709	132	22.362	216	21.120	178	216
5	2:16.210	1:03.944	107	39.190	99	33.076	111	99	15	1:28.298	44.713	132	22.439	216	21.146	177	216
6	2:15.498	1:12.060	94	33.402	134	30.036	143	134	16	1:28.234	44.680	131	22.403	216	21.151	178	216
7	2:09.745	1:02.209	112	40.795	74	26.741	177	74	17	1:28.357	44.731	132	22.416	217	21.210	176	217
8	1:28.930	45.228	131	22.487	217	21.215	178	217	18	1:28.271	44.761	131	22.368	215	21.142	178	215
9	1:28.516	44.985	131	22.398	217	21.133	178	217	19	1:28.429	44.733	132	22.420	216	21.276	178	216
10	1:28.450	44.882	131	22.375	217	21.193	177	217									

90 Piro, DEU

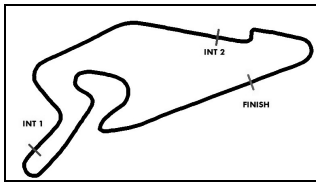
theoretical besttime: 1:28.632

1	1:36.916	51.518	130	22.923	219	22.475	174	219	11	1:28.949	45.163	129	22.493	216	21.293	179	216
2	1:30.882	45.928	130	22.548	219	22.406	176	219	12	1:28.885	45.065	129	22.460	218	21.360	179	218
3	1:31.018	46.764	130	22.647	217	21.607	178	217	13	1:28.947	45.144	129	22.502	216	21.301	178	216
4	1:29.423	45.282	130	22.606	217	21.535	175	217	14	1:29.420	45.217	130	22.706	215	21.497	177	215
5	2:14.403	1:02.207	83	38.894	102	33.302	110	102	15	1:28.909	45.010	130	22.524	215	21.375	178	215
6	2:15.605	1:12.727	95	33.049	154	29.829	132	154	16	1:28.704	44.920	131	22.532	216	21.252	179	216
7	2:06.670	1:02.116	119	38.746	68	25.808	178	68	17	1:29.073	45.016	130	22.535	216	21.522	177	216
8	1:30.277	46.169	130	22.774	217	21.334	178	217	18	1:28.964	44.993	130	22.573	215	21.398	177	215
9	1:29.914	45.896	128	22.569	220	21.449	178	220	19	1:29.243	45.107	129	22.613	216	21.523	176	216
10	1:29.221	45.372	129	22.518	217	21.331	177	217									

91 Fernandez Wahbeh, ITA

theoretical besttime: 1:28.583

1	1:41.702	53.664	125	23.895	207	24.143	183	207	11	1:32.042	46.350	130	22.436	224	23.256	183	224
2	1:30.910	45.958	130	22.572	222	22.380	182	222	12	1:29.802	45.176	128	23.061	216	21.565	182	216
3	1:31.237	46.656	129	22.747	219	21.834	182	219	13	1:29.966	45.488	128	22.475	224	22.003	181	224
4	1:37.646	46.761	128	25.270	160	25.615	138	160	14	1:29.046	45.310	126	22.476	219	21.260	181	219
5	2:10.540	58.903	107	39.576	137	32.061	122	137	15	1:28.767	44.940	126	22.469	219	21.358	183	219
6	2:16.871	1:15.326	101	32.212	146	29.333	136	146	16	1:29.017	45.141	129	22.471	219	21.405	182	219
7	2:01.675	1:02.488	106	34.674	94	24.513	182	94	17	1:28.833	45.190	127	22.422	221	21.221	182	221
8	1:31.170	46.069	127	22.671	221	22.430	183	221	18	1:29.740	45.300	128	22.482	222	21.958	181	222
9	1:30.532	45.387	126	22.724	220	22.421	183	220	19	1:30.631	45.946	128	22.707	221	21.978	182	221
10	1:29.546	45.437	128	22.592	223	21.517	182	223									



ADAC Formel 4

Sector List Race 2

Provisional

Reg. Nr.: 239/2016

Sunday, August 07, 2016 10:30:00



Nürburgring, Length: 3629m

Air temperature: 20.51°C

Track temperature: 33.56°C

Weather condition: Dry

Lap	Time	SE1	SP1	SE2	SP2	SE3	SP3	TSP	Lap	Time	SE1	SP1	SE2	SP2	SE3	SP3	TSP
96 Mawson, DEU									theoretical besttime: 1:28.047								
1	1:30.516	46.599	132	22.496	216	21.421	178	216	11	1:28.129	44.725	133	22.235	217	21.169	179	217
2	1:30.086	46.279	131	22.336	219	21.471	178	219	12	1:28.211	44.819	132	22.212	218	21.180	179	218
3	1:28.247	44.760	132	22.346	219	21.141	179	219	13	1:28.148	44.762	132	22.235	218	21.151	179	218
4	1:30.311	44.972	130	22.292	219	23.047	146	219	14	1:28.305	44.858	132	22.256	218	21.191	180	218
5	2:15.827	1:03.656	93	39.001	105	33.170	108	105	15	1:28.270	44.821	132	22.275	217	21.174	178	217
6	2:15.298	1:12.149	92	32.968	142	30.181	156	142	16	1:28.248	44.694	132	22.304	217	21.250	178	217
7	2:10.274	1:02.552	100	41.233	72	26.489	178	72	17	1:28.332	44.811	132	22.317	218	21.204	178	218
8	1:28.599	45.040	133	22.295	217	21.264	179	217	18	1:28.343	44.771	131	22.341	217	21.231	179	217
9	1:28.316	44.809	132	22.346	216	21.161	177	216	19	1:28.304	44.740	132	22.299	218	21.265	177	218
10	1:28.232	44.815	133	22.249	217	21.168	178	217									

Lap	Time	SE1	SP1	SE2	SP2	SE3	SP3	TSP	Lap	Time	SE1	SP1	SE2	SP2	SE3	SP3	TSP
99 Flörsch, DEU									theoretical besttime: 1:28.311								
1	1:38.745	52.400		22.990	219	23.355	178	219	11	1:28.311	44.819	131	22.310	218	21.182	180	218
2	1:31.157	46.332	130	22.849	218	21.976	178	218	12	1:29.174	44.836	130	22.485	219	21.853	175	219
3	1:31.170	46.070	130	22.668	216	22.432	176	216	13	1:28.617	44.956	130	22.377	219	21.284	178	219
4	1:31.681	45.352	130	23.368	184	22.961	167	184	14	1:28.560	44.932	130	22.365	219	21.263	180	219
5	2:13.359	1:01.054	84	38.871	97	33.434	116	97	15	1:29.117	45.380	130	22.357	219	21.380	174	219
6	2:15.959	1:12.885	75	33.053	134	30.021	115	134	16	1:29.833	45.714	131	22.472	222	21.647	179	222
7	2:05.172	1:02.376	120	37.238	74	25.558	176	74	17	1:30.261	46.337	129	22.483	222	21.441	178	222
8	1:29.779	45.847	131	22.433	220	21.499	175	220	18	1:29.523	45.488	129	22.566	219	21.469	178	219
9	1:30.977	47.203	130	22.476	218	21.298	177	218	19	1:29.508	45.683	131	22.491	219	21.334	178	219
10	1:30.615	46.163	128	23.081	219	21.371	176	219									