

ADAC GT Masters

Result List Qualifying 2



Provisional

Nürburgring, Length: 3629m

Air temperature: 19.38°C

Track temperature: 29.56°C

Weather condition: Dry

Reg. Nr.: 238/2016

Sunday, August 07, 2016 9:15:00

started : 31 classified : 31 not classified : 0

	Drivers	Team	Car	Lap	Best Time	Gap	Diff	Kph	Day Time
1	17 D.Jahn(DEU)/K.Estre(FRA)	KÜS TEAM75 Bernhard(DEU)	Porsche 911 GT3 R	6	1:27.046			150.0	9:27:26
2	24 F.Stoll(DEU)/L.Vanthoor(BEL)	kfzteile24 - APR Motorsport(DEU)	Audi R8 LMS	5	1:27.345	0.299	0.299	149.5	9:27:42
3	99 R.Renauer(DEU)/M.Ragginger(AUT)	Precote Herberth Motorsport(DEU)	Porsche 911 GT3 R	6	1:27.426	0.380	0.081	149.4	9:30:27
4	29 C.De Phillippi(USA)(J)/C.Mies(DEU)	MontaplastbyLand-Motorsport(DEU)	Audi R8 LMS	5	1:27.433	0.387	0.007	149.4	9:24:01
5	33 D.Busch(DEU)/C.Haase(DEU)	Car Collection Motorsport(DEU)	Audi R8 LMS	5	1:27.443	0.397	0.010	149.4	9:27:36
6	15 N.Möller-Madsen(DNK)(J)/M.Winkelhock(DEU)	Phoenix Racing(DEU)	Audi R8 LMS	6	1:27.467	0.421	0.024	149.3	9:25:49
7	28 P.Hoevenaars(NLD)(J)/F.Vervisch(BEL)	MontaplastbyLand-Motorsport(DEU)	Audi R8 LMS	6	1:27.492	0.446	0.025	149.3	9:24:30
8	9 A.Weishaupt(DEU)(T)/M.Holzer(DEU)	Bentley Team Abt(DEU)	Bentley Continental GT3	4	1:27.690	0.644	0.198	148.9	9:25:32
9	1 L.Ludwig(DEU)/S.Asch(DEU)	AMG - Team Zakspeed(DEU)	Mercedes-AMG GT3	6	1:27.697	0.651	0.007	148.9	9:25:16
10	63 R.Ineichen(CHE)(T)/C.Engelhart(DEU)	GRT Grasser-Racing-Team(AUT)	Lamborghini Huracan GT3	4	1:27.741	0.695	0.044	148.8	9:25:14
11	34 I.Tutumlu Lopez(ESP)/K.van der Linde(ZAF)	Car Collection Motorsport(DEU)	Audi R8 LMS	6	1:27.765	0.719	0.024	148.8	9:29:07
12	8 F.Hamprecht(DEU)(J)/C.Jöns(DEU)	Bentley Team Abt(DEU)	Bentley Continental GT3	7	1:27.789	0.743	0.024	148.8	9:29:57
13	25 D.Dobitsch(AUT)/E.Sandström(SWE)	kfzteile24 - APR Motorsport(DEU)	Audi R8 LMS	8	1:27.806	0.760	0.017	148.7	9:31:00
14	69 P.Assenheimer(DEU)(J)/D.Schwager(DEU)	Callaway Competition(DEU)	Corvette C7 GT3	6	1:27.877	0.831	0.071	148.6	9:30:07
15	36 M.Dienst(DEU)(J)/K.Bachler(AUT)	bigFMRacingTeamSchützMotorsport(I)	Porsche 911 GT3 R	6	1:27.918	0.872	0.041	148.5	9:30:26
16	44 M.Ahlin-Kottulinsky(SWE)(J)/M.Bonanomi(ITA)	Aust Motorsport(DEU)	Audi R8 LMS	7	1:27.932	0.886	0.014	148.5	9:27:54
17	50 P.Geipel(DEU)/R.Frey(CHE)	YACO Racing(DEU)	Audi R8 LMS	7	1:27.940	0.894	0.008	148.5	9:26:30
18	77 J.Gounon(FRA)(J)/D.Keilwitz(DEU)	Callaway Competition(DEU)	Corvette C7 GT3	5	1:27.974	0.928	0.034	148.5	9:25:13
19	7 J.Lee Pepper(ZAF)(J)/D.Abt(DEU)	Bentley Team Abt(DEU)	Bentley Continental GT3	5	1:28.051	1.005	0.077	148.3	9:27:25
20	5 N.Siedler(AUT)/J.van Lagen(NLD)	HB Racing WDS Bau(AUT)	Lamborghini Huracan GT3	5	1:28.077	1.031	0.026	148.3	9:28:25
21	21 N.Sylvest(DNK)(J)/N.Rogivue(CHE)(J)	AMG - Team Zakspeed(DEU)	Mercedes-AMG GT3	11	1:28.121	1.075	0.044	148.2	9:32:16
22	55 M.Pommer(DEU)/X.Maassen(NLD)	Aust Motorsport(DEU)	Audi R8 LMS	7	1:28.144	1.098	0.023	148.2	9:27:14
23	20 J.Krohn(FIN)/L.Deletraz(CHE)	Schubert Motorsport(DEU)	BMW M6 GT3	5	1:28.156	1.110	0.012	148.1	9:30:00
24	32 E.Zonzini(SMR)(J)/F.Spengler(DEU)	Bonaldi Motorsport S.r.L.(ITA)	Lamborghini Huracan GT3	9	1:28.160	1.114	0.004	148.1	9:32:03
25	13 R.Lips(CHE)(T)/S.Barth(DEU)	RWT - Racing team(DEU)	Corvette Z06.R GT3	5	1:28.267	1.221	0.107	148.0	9:23:50
26	22 M.Gassner(DEU)(J)/C.Frankenhou(NLD)	MRS GT-Racing(DEU)	Nissan GT-RNISMO GT3	5	1:28.309	1.263	0.042	147.9	9:25:38
27	3 P.Kujala(FIN)(J)/M.Pavlovic(SRB)	Bonaldi Motorsport S.r.L.(ITA)	Lamborghini Huracan GT3	7	1:28.438	1.392	0.129	147.7	9:28:52
28	66 A.Gies(DEU)(J)/E.Lindholm(DEU)(J)	ADACNSA Attempto Racing Team(DEL)	Lamborghini Huracan GT3	11	1:28.561	1.515	0.123	147.5	9:33:38
29	16 L.Stolz(DEU)(J)/G.Tweraser(AUT)	GRT Grasser-Racing-Team(AUT)	Lamborghini Huracan GT3	8	1:28.715	1.669	0.154	147.2	9:32:43
30	35 F.Scholze(DEU)(T)/K.Wendlinger(AUT)	Car Collection Motorsport(DEU)	MercedesBenz SLSAMGG	8	1:29.054	2.008	0.339	146.7	9:27:47
31	6 K.Snoeks(NLD)/E.Erhart(DEU)	HB Racing WDS Bau(AUT)	Lamborghini Huracan GT3	5	1:29.231	2.185	0.177	146.4	9:28:21

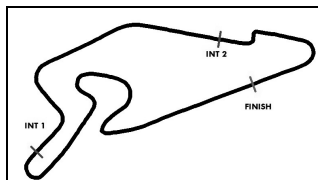
Following race director decision cancellation of the relevant lap time for car no. 16

Subject to final scrutineering!

Publications Time:

Clerk of the course:

Time Keeping:



ADAC GT Masters

Sector List Qualifying 2



Provisional

Nürburgring, Length: 3629m

Air temperature: 19.38°C

Track temperature: 29.56°C

Weather condition: Dry

Reg. Nr.: 238/2016

Sunday, August 07, 2016 9:15:00

Lap	Time	SE1	SP1	SE2	SP2	SE3	SP3	TSP	Lap	Time	SE1	SP1	SE2	SP2	SE3	SP3	TSP
1	Ludwig, DEU / Asch, DEU								theoretical besttime: 1:27.565								
1	2:34.896	1:38.372	121	30.295	140	26.229	122	140	8	1:27.996	44.437	137	22.009	240	21.550	192	240
2	1:39.029	54.301	134	22.944	236	21.784	190	236	9	1:27.763	44.503	136	22.014	240	21.246	192	240
3	1:32.949	45.906	124	23.715	203	23.328	191	203	10	1:27.749	44.527	136	21.947	239	21.275	192	239
4	1:31.189	44.906	137	22.046	240	24.237	191	240	11	1:28.403	44.422	135	22.548	240	21.433	192	240
5	1:29.752	44.701	138	21.981	240	23.070	194	240	12	1:28.134	44.782	136	22.050	240	21.302	191	240
6	1:27.697	44.507	138	21.994	241	21.196	191	241	13	1:28.128	44.604	135	21.972	241	21.552	192	241
7	1:30.631	44.644	136	23.238	174	22.749	191	174									

3	Kujala, FIN / Pavlovic, SRB								theoretical besttime: 1:28.404								
1	2:09.309	1:10.912	113	27.824	144	30.573	58	144	7	1:28.438	45.006	132	22.079	243	21.353	191	243
2	4:01.629	3:15.276	124	23.481	237	22.872	183	237	8	1:31.252	45.121	127	22.165	240	23.966	190	240
3	1:33.717	46.990	133	22.503	221	24.224	190	221	9	1:28.877	45.164	132	22.245	240	21.468	190	240
4	1:39.617	54.374	133	22.510	238	22.733	192	238	10	1:35.647	48.020	120	23.813	238	23.814	191	238
5	1:28.516	44.972	132	22.187	237	21.357	191	237	11	1:41.953	45.382	134	29.937	237	26.634	59	237
6	1:30.992	45.055	136	23.605	237	22.332	192	237									

5	Siedler, AUT / van Lagen, NLD								theoretical besttime: 1:27.931								
1	7:27.288	6:38.024	120	26.074	188	23.190	188	188	5	1:28.077	44.907	131	22.070	242	21.100	189	242
2	1:31.837	47.004	131	22.634	240	22.199	190	240	6	1:28.115	44.836	131	22.003	242	21.276	190	242
3	1:28.574	44.967	131	22.128	243	21.479	191	243	7	1:30.936	44.964	133	21.995	243	23.977	192	243
4	1:28.843	45.084	131	22.103	241	21.656	190	241	8	1:37.663	45.078	130	22.299	231	30.286	58	231

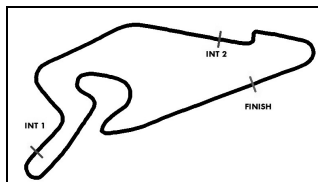
6	Snoeks, NLD / Erhart, DEU								theoretical besttime: 1:29.173								
1	7:03.070	6:14.170	108	25.215	234	23.685	187	234	5	1:29.231	45.527	134	22.203	240	21.501	191	240
2	1:32.293	47.695	131	22.681	240	21.917	190	240	6	1:29.773	45.469	131	22.372	240	21.932	190	240
3	1:29.418	45.636	135	22.235	242	21.547	188	242	7	1:29.457	45.557	135	22.353	240	21.547	189	240
4	1:47.177	56.481	127	27.957	221	22.739	190	221	8	1:36.027	46.287	132	22.642	240	27.098	58	240

7	Lee Pepper, ZAF / Abt, DEU								theoretical besttime: 1:28.017								
1	6:22.686	5:33.339	123	25.904	203	23.443	190	203	6	1:38.974	51.505	109	25.751	231	21.718	195	231
2	1:32.325	47.789	130	22.850	241	21.686	195	241	7	1:29.031	44.943	135	21.923	244	22.165	195	244
3	1:32.816	45.219	134	22.165	216	25.432	195	216	8	1:28.178	44.964	132	21.903	245	21.311	195	245
4	1:28.561	45.060	136	21.931	244	21.570	196	244	9	1:31.855	47.392	124	22.709	245	21.754	195	245
5	1:28.051	44.804	135	21.937	244	21.310	195	244	10	1:34.776	45.306	133	22.700	243	26.770	57	243

8	Hamprecht, DEU / Jöns, DEU								theoretical besttime: 1:27.772								
1	2:04.729	1:17.781	126	23.916	225	23.032	192	225	7	1:27.789	44.564	135	21.928	245	21.297	194	245
2	1:33.048	46.870	131	23.270	242	22.908	194	242	8	1:30.522	45.269	114	23.211	236	22.042	195	236
3	1:28.627	45.073	132	22.035	245	21.519	195	245	9	1:28.591	45.273	129	22.038	245	21.280	196	245
4	1:46.403	48.750	130	22.356	223	35.297	50	223	10	1:28.479	45.220	134	21.946	245	21.313	193	245
5	5:05.903	4:08.020	125	28.390	144	29.493	192	144	11	1:43.964	45.389	128	23.293	170	35.282	49	170
6	1:30.099	45.391	129	23.263	234	21.445	195	234									

9	Weishaupt, DEU / Holzer, DEU								theoretical besttime: 1:27.642								
1	5:59.863	5:11.578	116	24.383	225	23.902	188	225	5	1:28.487	44.658	136	21.930	244	21.899	196	244
2	1:35.024	48.061	132	23.108	202	23.855	194	202	6	1:32.912	45.010	134	23.789	219	24.113	190	219
3	1:28.966	45.330	129	22.113	244	21.523	195	244	7	1:30.869	46.550	125	22.552	245	21.767	196	245
4	1:27.690	44.706	135	21.819	245	21.165	195	245	8	1:36.779	45.127	134	21.952	246	29.700	57	246

13	Lips, CHE / Barth, DEU								theoretical besttime: 1:28.106								
1	2:49.649	1:53.252	122	32.956	151	23.441	190	151	7	1:32.582	45.167	135	22.309	188	25.106	195	188
2	1:31.564	47.411	135	22.519	244	21.634	196	244	8	1:28.530	45.061	135	21.989	247	21.480	197	247
3	1:29.623	45.885	131	22.190	247	21.548	196	247	9	1:28.377	44.843	133	21.999	246	21.535	196	246
4	1:30.497	45.109	134	21.996	248	23.392	195	248	10	1:34.878	45.072	136	22.056	246	27.750	59	246
5	1:28.267	44.796	136	21.922	247	21.549	194	247	11	2:27.568	1:43.681	134	22.251	247	21.636	196	247
6	1:28.380	44.915	135	21.996	247	21.469	195	247	12	1:28.642	45.188	135	22.066	247	21.388	196	247



ADAC GT Masters

Sector List Qualifying 2



Provisional

Nürburgring, Length: 3629m

Air temperature: 19.38°C

Track temperature: 29.56°C

Weather condition: Dry

Reg. Nr.: 238/2016

Sunday, August 07, 2016 9:15:00

Lap	Time	SE1	SP1	SE2	SP2	SE3	SP3	TSP	Lap	Time	SE1	SP1	SE2	SP2	SE3	SP3	TSP
15 Möller-Madsen, DNK / Winkelhock, DEU									theoretical besttime: 1:27.410								
1	3:18.700	2:28.885	123	24.053	213	25.762	188	213	6	1:27.467	44.429	135	21.840	241	21.198	191	241
2	1:32.429	46.752	129	23.059	228	22.618	192	228	7	1:32.835	44.434	136	25.593	210	22.808	192	210
3	1:28.086	44.706	136	22.150	241	21.230	191	241	8	1:27.779	44.637	135	21.924	241	21.218	191	241
4	1:27.927	44.372	134	22.040	241	21.515	191	241	9	1:41.902	49.001	132	24.129	233	28.772	51	233
5	1:34.469	49.131	131	23.143	240	22.195	192	240									

16 Stolz, DEU / Tweraser, AUT									theoretical besttime: 1:28.638								
1	5:47.736	4:59.660	121	24.335	224	23.741	190	224	5	1:28.832	45.096	137	22.248	241	21.488	192	241
2	1:31.430	47.107	133	22.509	238	21.814	190	238	6	1:28.965	45.335	136	22.149	240	21.481	192	240
3	1:29.199	45.486	135	22.171	242	21.542	192	242	7	1:29.633	45.308	137	22.300	241	22.025	191	241
4	1:28.263	45.274	133	22.098	243	20.894	192	243	8	1:28.715	45.131	137	22.061	243	21.523	193	243
4	1:30.071	45.278	135	22.614	233	22.179	190	233	9	1:35.347	45.872	132	22.249	242	27.226	58	242

17 Jahn, DEU / Estre, FRA									theoretical besttime: 1:26.847								
1	4:57.267	4:11.153	132	23.562	240	22.552	191	240	5	1:27.354	44.502	136	21.799	247	21.053	196	247
2	1:33.122	46.397	134	23.428	161	23.297	196	161	6	1:27.046	44.298	138	21.649	247	21.099	196	247
3	1:27.408	44.494	137	21.682	247	21.232	196	247	7	1:38.067	44.787	131	23.425	208	29.855	47	208
4	1:34.000	44.145	137	21.654	248	28.201	196	248									

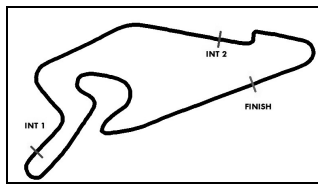
20 Krohn, FIN / Deletraz, CHE									theoretical besttime: 1:27.905								
1	8:55.929	8:08.231	118	24.601	206	23.097	186	206	5	1:28.156	44.879	133	22.086	240	21.191	191	240
2	1:33.345	48.038	105	23.332	235	21.975	187	235	6	1:29.714	45.101	131	22.062	240	22.551	191	240
3	1:34.352	46.380	100	23.772	236	24.200	192	236	7	1:28.423	45.022	132	22.023	242	21.378	191	242
4	1:28.215	45.171	132	22.041	238	21.003	190	238	8	1:37.067	45.312	127	22.625	240	29.130	59	240

21 Sylvest, DNK / Rogivue, CHE									theoretical besttime: 1:27.680								
1	1:57.257	1:04.381	115	26.973	211	25.903	180	211	8	1:32.050	45.030	134	22.196	187	24.824	192	187
2	1:43.528	52.564	120	26.530	168	24.434	184	168	9	1:28.373	45.015	133	22.090	240	21.268	190	240
3	1:38.396	50.260	129	24.911	184	23.225	189	184	10	1:28.134	44.766	134	22.049	238	21.319	191	238
4	1:32.480	46.518	133	22.857	166	23.105	191	166	11	1:28.121	45.092	131	21.944	241	21.085	191	241
5	1:30.475	45.102	133	22.242	238	23.131	191	238	12	1:30.891	45.020	130	21.968	240	23.903	192	240
6	1:28.617	44.793	132	21.967	239	21.857	190	239	13	1:38.259	45.199	129	22.093	240	30.967	57	240
7	1:28.395	44.651	134	22.057	238	21.687	191	238									

22 Gassner, DEU / Frankenhou, NLD									theoretical besttime: 1:28.163								
1	4:29.299	3:37.300	88	26.823	213	25.176	181	213	6	1:28.326	44.906	133	21.962	246	21.458	197	246
2	1:39.391	50.311	125	24.701	159	24.379	193	159	7	1:28.488	45.014	132	22.104	246	21.370	196	246
3	1:31.615	47.018	132	22.497	246	22.100	196	246	8	1:39.142	50.000	121	25.957	208	23.185	196	208
4	1:29.051	45.408	134	22.133	247	21.510	196	247	9	1:35.996	45.464	129	22.991	240	27.541	58	240
5	1:28.309	44.940	133	21.887	247	21.482	196	247									

24 Stoll, DEU / Vanthoor, BEL									theoretical besttime: 1:27.257								
1	6:32.096	5:42.850	128	25.862	187	23.384	187	187	6	1:29.267	44.408	135	21.821	242	23.038	190	242
2	1:34.451	47.145	133	23.405	176	23.901	191	176	7	1:27.428	44.495	135	21.827	242	21.106	190	242
3	1:28.242	44.795	136	21.816	242	21.631	192	242	8	1:44.484	51.248	90	30.977	220	22.259	191	220
4	1:39.756	46.827	80	30.765	209	22.164	192	209	9	1:36.317	44.774	136	21.881	243	29.662	60	243
5	1:27.345	44.474	136	21.838	242	21.033	192	242									

25 Dobitsch, AUT / Sandström, SWE									theoretical besttime: 1:27.620								
1	5:32.265	4:45.163	123	23.893	232	23.209	183	232	7	1:28.011	44.679	134	22.055	240	21.277	188	240
2	1:36.199	47.442	124	22.916	196	25.841	190	196	8	1:27.806	44.639	134	22.062	241	21.105	190	241
3	1:31.701	45.374	135	22.763	219	23.564	189	219	9	1:30.630	45.779	126	22.817	225	22.034	190	225
4	1:28.207	44.872	135	22.032	240	21.303	190	240	10	1:36.316	44.955	133	22.271	239	29.090	58	239
5	1:28.050	44.792	132	21.934	241	21.324	190	241	11								
6	1:27.903	44.868	134	21.876	241	21.159	190	241									



ADAC GT Masters

Sector List Qualifying 2



Provisional

Nürburgring, Length: 3629m

Air temperature: 19.38°C

Track temperature: 29.56°C

Weather condition: Dry

Reg. Nr.: 238/2016

Sunday, August 07, 2016 9:15:00

Lap	Time	SE1	SP1	SE2	SP2	SE3	SP3	TSP	Lap	Time	SE1	SP1	SE2	SP2	SE3	SP3	TSP
28	Hoevenaars, NLD / Vervisch, BEL								theoretical besttime: 1:27.425								
1	2:01.870	1:09.405	115	28.206	160	24.259	184	160	7	1:27.864	44.458	134	22.015	241	21.391	190	241
2	1:34.667	48.664	123	24.026	238	21.977	188	238	8	1:47.951	51.532	83	32.972	125	23.447	189	125
3	1:29.099	45.379	134	22.329	240	21.391	191	240	9	1:28.970	44.842	133	22.158	241	21.970	190	241
4	1:28.191	44.917	135	22.097	241	21.177	191	241	10	1:28.140	44.714	134	22.104	241	21.322	189	241
5	1:28.043	44.621	137	22.335	241	21.087	191	241	11	1:33.169	44.823	134	22.026	242	26.320	58	242
6	1:27.492	44.372	135	21.966	241	21.154	191	241									

29	De Phillippi, USA / Mies, DEU								theoretical besttime: 1:27.337								
1	3:01.914	2:12.555	109	25.995	203	23.364	184	203	7	1:32.718	44.594	133	22.031	241	26.093	192	241
2	1:35.260	46.613	133	24.004	150	24.643	190	150	8	1:31.362	44.466	134	21.956	242	24.940	191	242
3	1:28.341	44.955	135	22.093	241	21.293	191	241	9	1:38.606	48.207	113	28.235	208	22.164	192	208
4	1:27.763	44.579	135	22.050	241	21.134	191	241	10	1:30.919	44.693	135	22.635	222	23.591	192	222
5	1:27.433	44.247	133	21.988	241	21.198	191	241	11	1:34.346	44.441	135	22.090	242	27.815	56	242
6	1:35.419	45.339	119	27.273	192	22.807	191	192									

32	Zonzini, SMR / Spengler, DEU								theoretical besttime: 1:27.832								
1	2:03.572	1:12.474	121	25.759	203	25.339	188	203	7	1:33.408				227	22.215	195	227
2	1:39.532	47.606	130	24.601	235	27.325	59	235	8	1:28.266	44.920	137	22.102	244	21.244	196	244
3	4:24.808	3:37.582	132	22.729	243	24.497	192	243	9	1:28.160	44.935	135	22.011	246	21.214	194	246
4	1:28.381	44.977	135	21.987	244	21.417	196	244	10	1:40.430	49.598	122	26.551	197	24.281	193	197
5	1:28.335	44.734	137	21.892	244	21.709	198	244	11	1:38.570	45.189	134	22.867	193	30.514	59	193
6	1:28.268	44.726	136	22.153	244	21.389	197	244									

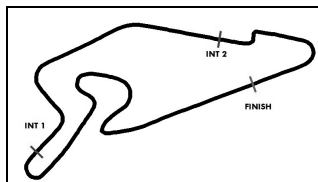
33	Busch, DEU / Haase, DEU								theoretical besttime: 1:27.431								
1	6:38.543	5:46.586	124	28.480	206	23.477	185	206	6	1:42.268	45.462	120	29.393	91	27.413	188	91
2	1:33.524	45.715	132	22.409	208	25.400	190	208	7	1:27.867	44.670	131	21.997	240	21.200	188	240
3	1:28.261	44.904	134	22.199	241	21.158	190	241	8	1:28.062	44.617	134	22.117	240	21.328	189	240
4	1:27.973	44.642	132	22.181	240	21.150	189	240	9	1:47.436	49.180	122	25.577	127	32.679	59	127
5	1:27.443	44.310	135	22.009	241	21.124	189	241									

34	Tutumlu Lopez, ESP / van der Linde, ZAF								theoretical besttime: 1:27.629								
1	6:33.067	5:43.447	128	25.685	160	23.935	186	160	6	1:27.765	44.465	134	22.096	239	21.204	190	239
2	1:37.058	48.431	131	23.061	172	25.566	191	172	7	1:31.218	46.886	131	22.544	229	21.788	190	229
3	1:28.505	45.097	133	22.157	238	21.251	188	238	8	1:28.302	44.574	134	22.077	240	21.651	188	240
4	1:27.895	44.665	135	22.143	240	21.087	191	240	9	1:28.001	44.542	133	22.132	240	21.327	190	240
5	1:32.352	44.486	134	22.229	239	25.637	190	239	10	1:30.040	44.633	134	22.329	215	23.078	191	215

35	Scholze, DEU / Wendlinger, AUT								theoretical besttime: 1:28.848								
1	2:06.285	1:14.558	113	25.625	189	26.102	184	189	7	1:32.867	45.406	133	22.166	245	25.295	194	245
2	1:36.336	49.297	130	23.232	238	23.807	191	238	8	1:29.054	45.220	135	22.345	244	21.489	194	244
3	1:31.767	47.099	133	22.863	242	21.805	194	242	9	1:38.394	46.674	132	22.677	242	29.043	57	242
4	1:29.476	45.670	126	22.259	245	21.547	191	245	10	3:22.251	2:36.906	131	23.097	244	22.248	194	244
5	1:29.057	45.357	134	22.238	245	21.462	196	245	11	1:30.022	45.710	134	22.447	244	21.865	194	244
6	1:32.442	47.892	131	22.582	244	21.968	194	244	12	1:29.128	45.376	136	22.248	244	21.504	194	244

36	Dienst, DEU / Bachler, AUT								theoretical besttime: 1:27.830								
1	8:00.094	7:10.078	103	26.573	167	23.443	189	167	6	1:27.918	44.785	137	21.954	242	21.179	192	242
2	1:32.914	47.414	134	23.049	239	22.451	192	239	7	1:30.504	46.730	134	22.249	243	21.525	193	243
3	1:28.504	45.037	136	22.269	239	21.198	194	239	8	1:28.531	44.793	137	22.408	243	21.330	193	243
4	1:28.202	44.902	138	22.073	240	21.227	193	240	9	1:36.658	46.824	136	22.499	242	27.335	55	242
5	1:28.049	44.697	133	22.010	243	21.342	192	243									

44	Ahlin-Kottulinsky, SWE / Bonanomi, ITA								theoretical besttime: 1:27.864								
1	3:49.079	2:59.625	119	25.010	221	24.444	159	221	7	1:27.932	44.783	134	22.006	240	21.143	190	240
2	1:38.180	50.712	131	24.855	212	22.613	187	212	8	1:28.053	44.733	133	22.123	240	21.197	189	240
3	1:33.422	46.746	130	22.558	238	24.118	188	238	9	1:37.096	50.392	78	24.795	237	21.909	189	237
4	1:28.833	45.188	135	22.239	240	21.406	190	240	10	1:36.938	46.219	112	27.545	175	23.174	190	175
5	1:28.055	44.808	133	21.988	240	21.259	190	240	11	1:28.212	44.870	135	22.089	240	21.253	189	240



ADAC GT Masters

Sector List Qualifying 2



Provisional

Nürburgring, Length: 3629m

Air temperature: 19.38°C

Track temperature: 29.56°C

Weather condition: Dry

Reg. Nr.: 238/2016

Sunday, August 07, 2016 9:15:00

Lap	Time	SE1	SP1	SE2	SP2	SE3	SP3	TSP	Lap	Time	SE1	SP1	SE2	SP2	SE3	SP3	TSP
6	1:28.116	44.787	133	21.994	240	21.335	190	240	12	1:28.079	44.757	133	22.023	240	21.299	190	240

50 Geipel, DEU / Frey, CHE

theoretical besttime: 1:27.896

1	2:16.544	1:20.228	115	31.348	142	24.968	185	142	7	1:27.940	44.684	137	21.958	242	21.298	190	242
2	1:32.807	47.612	135	22.904	241	22.291	191	241	8	1:29.243	45.761	136	22.058	241	21.424	191	241
3	1:32.920	45.402	136	22.345	241	25.173	190	241	9	1:27.954	44.662	134	21.952	242	21.340	191	242
4	1:32.488	47.392	135	22.351	240	22.745	192	240	10	1:29.743	44.944	137	22.735	223	22.064	191	223
5	1:28.196	44.857	136	21.975	243	21.364	192	243	11	1:28.086	44.677	136	22.068	241	21.341	192	241
6	1:39.332	55.105	134	22.175	240	22.052	191	240	12	1:37.415	44.780	137	21.936	243	30.699	59	243

55 Pommer, DEU / Maassen, NLD

theoretical besttime: 1:27.973

1	3:09.080	2:19.537	120	24.842	219	24.701	182	219	8	1:28.385	44.882	133	22.143	241	21.360	190	241
2	1:33.408	47.862	131	22.866	238	22.680	186	238	9	1:28.302	44.674	134	22.396	239	21.232	188	239
3	1:33.832	45.859	135	24.195	134	23.778	186	134	10	1:28.558	45.059	130	22.143	241	21.356	190	241
4	1:29.383	45.281	134	22.128	240	21.974	190	240	11	1:36.689	50.624	116	24.189	237	21.876	188	237
5	1:31.026	46.952	133	22.542	240	21.532	190	240	12	1:28.504	45.103	132	22.110	241	21.291	189	241
6	1:28.508	44.993	134	22.209	240	21.306	190	240	13	1:28.265	44.826	134	22.067	241	21.372	190	241
7	1:28.144	44.761	129	22.124	241	21.259	190	241									

63 Ineichen, CHE / Engelhart, DEU

theoretical besttime: 1:27.538

1	5:43.563	4:56.812	123	24.054	230	22.697	186	230	5	1:30.073	45.710	133	22.782	239	21.581	193	239
2	1:31.719	46.498	131	22.498	234	22.723	192	234	6	1:27.983	44.705	132	21.978	242	21.300	191	242
3	1:31.242	45.083	136	22.302	200	23.857	194	200	7	1:27.979	44.489	135	22.195	240	21.295	191	240
4	1:27.741	44.692	135	21.785	243	21.264	191	243	8	1:40.948	44.610	132	26.768	238	29.570	57	238

66 Gies, DEU / Lindholm, DEU

theoretical besttime: 1:28.335

1	2:09.697	1:11.761	122	30.437	126	27.499	155	126	7	1:37.962	45.992	126	24.692	224	27.278	59	224
2	1:41.775	55.622	126	23.864	238	22.289	188	238	8	2:34.447	1:50.420	133	22.404	239	21.623	191	239
3	1:33.286	45.937	134	22.429	239	24.920	191	239	9	1:28.990	45.204	131	22.328	240	21.458	191	240
4	1:32.438	46.484	133	23.105	202	22.849	190	202	10	1:28.618	45.046	135	22.208	242	21.364	190	242
5	1:28.680	45.044	132	22.186	242	21.450	191	242	11	1:28.561	44.785	130	22.307	241	21.469	191	241
6	1:33.473	45.173	132	23.537	234	24.763	191	234	12	1:35.717	45.492	129	22.277	243	27.948	54	243

69 Assenheimer, DEU / Schwager, DEU

theoretical besttime: 1:27.736

1	7:37.387	6:45.026	119	26.403	114	25.958	188	114	6	1:27.877	44.667	134	22.049	243	21.161	193	243
2	1:35.269	48.490	79	24.470	218	22.309	192	218	7	1:28.228	44.803	135	22.180	242	21.245	194	242
3	1:30.088	46.089	131	22.369	241	21.630	195	241	8	1:28.163	44.572	136	22.058	243	21.533	195	243
4	1:28.022	44.852	132	22.025	243	21.145	194	243	9	1:33.190	48.391	131	22.628	229	22.171	195	229
5	1:27.887	44.601	130	22.019	243	21.267	194	243	10	1:36.359	45.029	132	23.287	194	28.043	57	194

77 Gounon, FRA / Keilwitz, DEU

theoretical besttime: 1:27.968

1	3:54.204	2:57.702	105	27.161	168	29.341	169	168	6	1:29.316	45.020	136	21.961	243	22.335	196	243
2	1:45.261	52.439	112	29.327	209	23.495	188	209	7	1:35.896	45.020	129	21.977	243	28.899	58	243
3	1:34.110	47.322	133	22.261	243	24.527	196	243	8	4:24.175	3:39.815	132	22.555	243	21.805	194	243
4	1:31.207	45.063	133	22.087	228	24.057	195	228	9	1:28.856	45.286	135	22.140	244	21.430	196	244
5	1:27.974	45.026	133	21.752	245	21.196	196	245	10	1:36.377	45.223	133	21.971	242	29.183	58	242

99 Renauer, DEU / Ragginger, AUT

theoretical besttime: 1:27.258

1	7:49.069	6:54.302	125	25.597	166	29.170	189	166	5	1:27.569	44.566	137	21.824	243	21.179	195	243
2	1:39.950	49.128	128	26.197	126	24.625	193	126	6	1:27.426	44.351	136	21.888	245	21.187	195	245
3	1:34.704	50.733	136	22.548	243	21.423	195	243	7	1:27.545	44.628	137	21.728	244	21.189	194	244
4	1:28.200	44.963	136	21.867	244	21.370	194	244	8	1:39.908	45.832	132	22.555	175	31.521	48	175