

# ADAC Formel 4

## Result List Qualifying Gruppe B



Provisional

Reg. Nr.: 239/2016



Nürburgring, Length: 3629m

Air temperature: 17.25°C

Track temperature: 25.82°C

Weather condition: Dry

Saturday, August 06, 2016 10:05:00

started : 17      classified : 17      not classified : 0

Nr.	Drivers	Team	Lap	Best Time	Gap	Diff	Kph	Day Time
Cl.	Car	Competitor						
1	29 M.Schumacher(DEU) ADAC Formel 4 powered by Abarth	(T) Prema Powerteam(ITA) Prema Powerteam	12	1:27.129			149.9	10:24:09
2	96 J.Mawson(DEU) ADAC Formel 4 powered by Abarth	(T) Van Amersfoort Racing(NLD) Van Amersfoort Racing	8	1:27.157	0.028	0.028	149.8	10:18:59
3	44 J.Vips(ITA) R ADAC Formel 4 powered by Abarth	Prema Powerteam(ITA) Prema Powerteam	12	1:27.172	0.043	0.015	149.8	10:24:51
4	14 T.Preining(AUT) ADAC Formel 4 powered by Abarth	(T) Lechner Racing(AUT) Lechner Racing	11	1:27.457	0.328	0.285	149.3	10:23:14
5	66 S.Laaksonen(FIN) ADAC Formel 4 powered by Abarth	(T) Motopark(DEU) Motopark	11	1:27.504	0.375	0.047	149.3	10:22:53
6	2 J.Fittje(DEU) ADAC Formel 4 powered by Abarth	(T) US Racing(DEU) US Racing	11	1:27.630	0.501	0.126	149.0	10:22:40
7	33 J.Aberdein(ZAF) R ADAC Formel 4 powered by Abarth	Motopark(DEU) Motopark	9	1:27.679	0.550	0.049	149.0	10:21:05
8	35 K.Laliberte(FRA) ADAC Formel 4 powered by Abarth	Van Amersfoort Racing(NLD) Van Amersfoort Racing	4	1:27.715	0.586	0.036	148.9	10:11:20
9	13 Y.Brandt(DEU) R ADAC Formel 4 powered by Abarth	(T) Lechner Racing(AUT) Lechner Racing	10	1:27.821	0.692	0.106	148.7	10:21:18
10	99 S.Flörsch(DEU) ADAC Formel 4 powered by Abarth	Motopark(DEU) Motopark	6	1:27.845	0.716	0.024	148.7	10:16:22
11	90 C.Piro(DEU) ADAC Formel 4 powered by Abarth	(T) Team Piro Sport Interdental(DEU) Team Piro Sport Interdental	5	1:27.855	0.726	0.010	148.7	10:12:42
12	27 L.Gachot(GBR) ADAC Formel 4 powered by Abarth	US Racing(DEU) US Racing	8	1:27.926	0.797	0.071	148.5	10:17:17
13	45 T.Wolf(DEU) ADAC Formel 4 powered by Abarth	(T) KUG-Motorsport(DEU) KUG-Motorsport	11	1:28.136	1.007	0.210	148.2	10:23:46
14	3 C.Schreiner(DEU) ADAC Formel 4 powered by Abarth	US Racing(DEU) US Racing	10	1:28.204	1.075	0.068	148.1	10:20:51
15	69 G.Bianchi(CHE) ADAC Formel 4 powered by Abarth	Jenzer Motorsport(CHE) Jenzer Motorsport	10	1:28.446	1.317	0.242	147.7	10:20:37
16	8 L.Engstler(DEU) ADAC Formel 4 powered by Abarth	(T) Liqui Moly Team Engstler(DEU) Liqui Moly Team Engstler	10	1:28.525	1.396	0.079	147.5	10:21:43
17	23 J.Hanses(DEU) R ADAC Formel 4 powered by Abarth	(T) Team Timo Scheider GmbH(DEU) Team Timo Scheider GmbH	8	1:28.727	1.598	0.202	147.2	10:17:36

Classification limit: 110%      Time: 1:35.841

T = nominated for the team classification

Subject to final scrutineering!

Publications Time:

Clerk of the course:

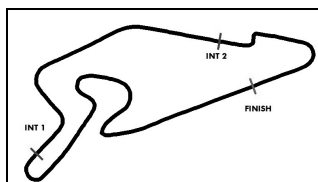
Time Keeping:

ver: 1.0

www.adac.de/motorsport

Page 1/ 1 printed: 6.8.2016 10:28

**CERTINA**  
S W I S S W A T C H E S



# ADAC Formel 4

## Result List Qualifying Gruppe B 2nd Best Time



Provisional

Reg. Nr.: 239/2016



Nürburgring, Length: 3629m

Air temperature: 17.25°C

Track temperature: 25.82°C

Weather condition: Dry

Saturday, August 06, 2016 10:05:00

started : 17      classified : 17      not classified : 0

Nr.	Drivers	Team	Lap	Best Time	Gap	Diff	Kph	Day Time
Cl.	Car	Competitor						
1	96 J.Mawson(DEU) ADAC Formel 4 powered by Abarth	(T) Van Amersfoort Racing(NLD) Van Amersfoort Racing	4	1:27.185			149.8	10:11:17
2	29 M.Schumacher(DEU) ADAC Formel 4 powered by Abarth	(T) Prema Powerteam(ITA) Prema Powerteam	13	1:27.256	0.071	0.071	149.7	10:25:37
3	44 J.Vips(ITA) R ADAC Formel 4 powered by Abarth	Prema Powerteam(ITA) Prema Powerteam	7	1:27.329	0.144	0.073	149.5	10:16:28
4	14 T.Preining(AUT) ADAC Formel 4 powered by Abarth	(T) Lechner Racing(AUT) Lechner Racing	10	1:27.461	0.276	0.132	149.3	10:21:47
5	66 S.Laaksonen(FIN) ADAC Formel 4 powered by Abarth	(T) Motopark(DEU) Motopark	5	1:27.566	0.381	0.105	149.1	10:12:49
6	33 J.Aberdein(ZAF) R ADAC Formel 4 powered by Abarth	Motopark(DEU) Motopark	12	1:27.679	0.494	0.113	149.0	10:25:29
7	2 J.Fittje(DEU) ADAC Formel 4 powered by Abarth	(T) US Racing(DEU) US Racing	12	1:27.690	0.505	0.011	148.9	10:24:07
8	35 K.Laliberte(FRA) ADAC Formel 4 powered by Abarth	Van Amersfoort Racing(NLD) Van Amersfoort Racing	13	1:27.820	0.635	0.130	148.7	10:26:04
9	13 Y.Brandt(DEU) R ADAC Formel 4 powered by Abarth	(T) Lechner Racing(AUT) Lechner Racing	13	1:27.868	0.683	0.048	148.6	10:25:42
10	99 S.Flörsch(DEU) ADAC Formel 4 powered by Abarth	Motopark(DEU) Motopark	10	1:27.876	0.691	0.008	148.6	10:22:22
11	90 C.Piro(DEU) ADAC Formel 4 powered by Abarth	(T) Team Piro Sport Interdental(DEU) Team Piro Sport Interdental	6	1:27.884	0.699	0.008	148.6	10:14:10
12	27 L.Gachot(GBR) ADAC Formel 4 powered by Abarth	US Racing(DEU) US Racing	11	1:27.975	0.790	0.091	148.5	10:21:44
13	45 T.Wolf(DEU) ADAC Formel 4 powered by Abarth	(T) KUG-Motorsport(DEU) KUG-Motorsport	10	1:28.319	1.134	0.344	147.9	10:22:18
14	3 C.Schreiner(DEU) ADAC Formel 4 powered by Abarth	US Racing(DEU) US Racing	8	1:28.391	1.206	0.072	147.8	10:17:45
15	69 G.Bianchi(CHE) ADAC Formel 4 powered by Abarth	Jenzer Motorsport(CHE) Jenzer Motorsport	12	1:28.466	1.281	0.075	147.6	10:23:36
16	8 L.Engstler(DEU) ADAC Formel 4 powered by Abarth	(T) Liqui Moly Team Engstler(DEU) Liqui Moly Team Engstler	11	1:28.565	1.380	0.099	147.5	10:23:11
17	23 J.Hanses(DEU) R ADAC Formel 4 powered by Abarth	(T) Team Timo Scheider GmbH(DEU) Team Timo Scheider GmbH	7	1:28.731	1.546	0.166	147.2	10:16:07

T = nominated for the team classification

Subject to final scrutineering!

Publications Time:

Clerk of the course:

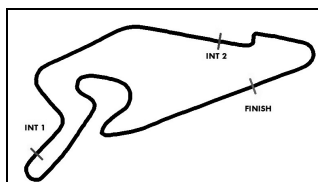
Time Keeping:

ver: 1.0

www.adac.de/motorsport

Page 1/ 1 printed: 6.8.2016 10:29

**CERTINA**  
S W I S S W A T C H E S



# ADAC Formel 4

## Sector List Qualifying Gruppe B



Provisional

Reg. Nr.: 239/2016

Saturday, August 06, 2016 10:05:00



Nürburgring, Length: 3629m

Air temperature: 17.25°C

Track temperature: 25.82°C

Weather condition: Dry

Lap	Time	SE1	SP1	SE2	SP2	SE3	SP3	TSP	Lap	Time	SE1	SP1	SE2	SP2	SE3	SP3	TSP
<b>2</b>	<b>Fittje, DEU</b>								<b>theoretical besttime: 1:27.591</b>								
1	1:40.142	54.256	127	23.880	200	22.006	174	200	8	1:28.670	44.800	132	22.534	210	21.336	177	210
2	1:30.727	45.982	130	23.046	203	21.699	<b>178</b>	203	9	1:28.114	44.678	133	22.188	214	21.248	177	214
3	1:28.296	44.612	132	22.500	213	21.184	177	213	10	1:27.973	44.695	132	22.263	214	21.015	178	214
4	1:28.021	44.689	132	22.274	214	21.058	177	214	11	<b>1:27.630</b>	<b>44.454</b>	<b>132</b>	<b>22.156</b>	<b>214</b>	<b>21.020</b>	177	214
5	1:27.753	44.525	<b>133</b>	22.215	<b>215</b>	21.013	176	<b>215</b>	12	1:27.690	44.479	131	22.230	214	<b>20.981</b>	<b>177</b>	214
6	1:32.937	44.569	132	22.248	214	26.120	54	214	13	1:27.865	44.455	131	22.317	214	21.093	177	214
7	2:39.317	1:52.431	113	24.976	199	21.910	176	199									

<b>3</b>	<b>Schreiner, DEU</b>								<b>theoretical besttime: 1:28.165</b>								
1	1:58.677	1:03.480	113	29.240	154	25.957	151	154	8	1:28.391	44.884	131	22.383	216	<b>21.124</b>	<b>177</b>	216
2	1:40.370	51.974	129	25.051	162	23.345	176	162	9	1:37.138	46.570	120	26.083	193	24.485	177	193
3	1:41.895	49.336	129	25.994	124	26.565	<b>178</b>	124	10	<b>1:28.204</b>	<b>44.763</b>	<b>132</b>	<b>22.278</b>	<b>216</b>	21.163	178	216
4	1:29.492	45.381	132	22.548	216	21.563	174	216	11	1:28.433	44.873	130	22.279	217	21.281	178	<b>217</b>
5	1:29.000	45.174	132	22.584	216	21.242	177	216	12	1:33.112	44.890	129	22.375	215	25.847	176	215
6	1:28.781	44.863	131	22.467	216	21.451	177	216	13	1:43.548	46.110	132	22.816	216	34.622	47	216
7	1:28.454	44.784	<b>132</b>	22.427	216	21.243	177	216									

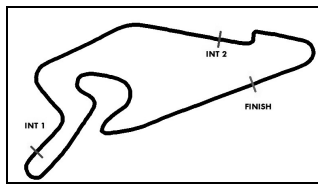
<b>8</b>	<b>Engstler, DEU</b>								<b>theoretical besttime: 1:28.389</b>								
1	1:53.536	1:04.752	115	24.746	189	24.038	171	189	8	2:44.685	1:57.963	122	23.547	206	23.175	178	206
2	1:32.115	47.189	130	23.134	209	21.792	<b>180</b>	209	9	1:29.651	45.685	133	22.541	210	21.425	179	210
3	1:31.594	47.426	129	22.580	212	21.588	178	212	10	<b>1:28.525</b>	45.102	132	<b>22.129</b>	<b>218</b>	<b>21.294</b>	<b>176</b>	218
4	1:28.649	45.104	131	22.239	217	21.306	180	217	11	1:28.565	44.973	131	22.218	219	21.374	179	219
5	1:32.342	45.005	132	22.271	217	25.066	180	217	12	1:31.477	45.074	128	23.124	192	23.279	178	192
6	1:28.621	45.051	132	22.183	217	21.387	176	217	13	1:49.129	<b>44.966</b>	<b>130</b>	22.395	216	41.768	35	216
7	1:32.957	45.049	<b>134</b>	22.213	<b>219</b>	25.695	55	<b>219</b>									

<b>13</b>	<b>Brandt, DEU</b>								<b>theoretical besttime: 1:27.759</b>								
1	2:00.110	1:03.745	126	25.263	170	31.102	51	170	8	1:28.127	44.660	131	22.370	216	21.097	179	216
2	2:31.711	1:47.052	131	23.030	211	21.629	177	211	9	1:27.952	44.634	131	22.320	216	<b>20.998</b>	<b>178</b>	216
3	1:29.414	45.327	132	22.778	213	21.309	177	213	10	<b>1:27.821</b>	<b>44.517</b>	<b>132</b>	22.280	216	21.024	178	216
4	1:28.485	44.972	132	22.403	216	21.110	175	216	11	1:28.014	44.672	132	22.310	216	21.032	178	216
5	1:28.121	44.707	131	22.338	215	21.076	178	215	12	1:27.925	44.599	132	<b>22.244</b>	<b>217</b>	21.082	178	<b>217</b>
6	1:28.309	44.746	132	22.430	215	21.133	177	215	13	1:27.868	44.535	132	22.247	216	21.086	178	216
7	1:28.188	44.745	132	22.331	216	21.112	177	216									

<b>14</b>	<b>Preining, AUT</b>								<b>theoretical besttime: 1:27.355</b>								
1	2:05.025	1:14.307	122	26.808	131	23.910	164	131	8	2:50.255	2:01.995	104	25.243	169	23.017	177	169
2	1:31.560	47.331	132	22.960	204	21.269	178	204	9	1:28.128	44.642	132	22.351	214	21.135	178	214
3	1:28.361	45.089	132	22.291	215	20.981	179	215	10	1:27.461	44.416	132	22.241	216	<b>20.804</b>	<b>179</b>	216
4	1:27.619	44.432	132	22.246	215	20.941	178	215	11	<b>1:27.457</b>	<b>44.360</b>	<b>131</b>	22.228	215	20.869	178	215
5	1:27.558	44.460	132	22.221	216	20.877	177	216	12	1:27.989	44.398	131	22.308	216	21.283	179	216
6	1:27.687	44.462	129	22.203	216	21.022	174	216	13	1:27.892	44.636	132	22.269	215	20.987	178	215
7	1:32.868	44.660	<b>133</b>	<b>22.191</b>	<b>217</b>	26.017	54	<b>217</b>									

<b>23</b>	<b>Hanses, DEU</b>								<b>theoretical besttime: 1:28.601</b>								
1	2:06.207	1:15.382	117	26.692	136	24.133	171	136	8	<b>1:28.727</b>	<b>45.099</b>	<b>126</b>	22.347	215	21.281	177	215
2	1:33.209	48.412	126	23.047	212	21.750	<b>177</b>	212	9	1:29.194	45.373	130	22.491	213	21.330	177	213
3	1:30.194	46.021	128	22.733	212	21.440	177	212	10	1:28.801	45.182	130	22.359	214	21.260	177	214
4	1:29.033	45.336	126	22.463	213	<b>21.234</b>	177	213	11	1:28.776	45.150	129	22.362	213	21.264	177	213
5	1:30.607	45.214	129	22.801	194	22.592	176	194	12	1:28.796	45.176	130	22.328	215	21.292	177	215
6	1:28.924	45.155	129	22.398	215	21.371	175	215	13	1:41.410	45.654	129	22.408	216	33.348	49	<b>216</b>
7	1:28.731	45.107	<b>130</b>	<b>22.268</b>	215	21.356	177	215									

<b>27</b>	<b>Gachot, GBR</b>								<b>theoretical besttime: 1:27.824</b>								
1	1:43.588	57.171	126	23.873	197	22.544	168	197	8	<b>1:27.926</b>	44.644	130	<b>22.263</b>	<b>215</b>	<b>21.019</b>	<b>178</b>	215
2	1:31.269	46.497	131	23.127	209	21.645	177	209	9	1:31.440	44.699	129	22.394	182	24.347	176	182
3	1:28.795	45.017	130	22.471	214	21.307	176	214	10	1:28.123	44.586	131	22.340	215	21.197	178	215
4	1:28.451	44.724	131	22.430	215	21.297	177	215	11	1:27.975	44.577	129	22.356	216	21.042	177	216
5	1:28.188	44.696	131	22.431	<b>216</b>	21.061	177	<b>216</b>	12	1:28.501	44.886	130	22.370	215	21.245	176	215



# ADAC Formel 4

## Sector List Qualifying Gruppe B



Provisional

Reg. Nr.: 239/2016



Nürburgring, Length: 3629m  
Air temperature: 17.25°C  
Track temperature: 25.82°C  
Weather condition: Dry

Saturday, August 06, 2016 10:05:00

Lap	Time	SE1	SP1	SE2	SP2	SE3	SP3	TSP	Lap	Time	SE1	SP1	SE2	SP2	SE3	SP3	TSP
6	1:28.115	<b>44.542</b>	<b>132</b>	22.312	215	21.261	170	215	13	1:28.873	44.748	131	22.305	215	21.820	175	215
7	1:40.385	44.769	131	31.312	93	24.304	177	93	14	1:43.736	47.809	116	24.579	213	31.348	41	213

### 29 Schumacher, DEU

theoretical besttime: 1:27.042

1	2:00.955	1:08.974	127	28.174	162	23.807	174	162	8	2:22.083	1:37.487	131	22.985	207	21.611	178	207
2	1:33.264	46.044	130	24.198	132	23.022	178	132	9	1:27.995	44.887	132	22.141	216	20.967	179	216
3	1:28.472	45.182	131	22.319	215	20.971	<b>180</b>	215	10	1:27.370	44.398	133	<b>22.042</b>	<b>219</b>	20.930	180	<b>219</b>
4	1:27.578	44.461	132	22.172	214	20.945	178	214	11	1:27.304	44.114	134	22.060	219	21.130	179	219
5	1:27.533	44.404	132	22.062	216	21.067	177	216	12	<b>1:27.129</b>	<b>44.102</b>	<b>132</b>	22.104	218	20.923	177	218
6	1:27.328	44.291	133	22.139	215	<b>20.898</b>	178	215	13	1:27.256	44.240	131	22.059	217	20.957	178	217
7	1:32.062	44.382	132	22.142	216	25.538	55	216									

### 33 Aberdein, ZAF

theoretical besttime: 1:27.592

1	2:14.953	1:19.625	118	27.467	133	27.861	158	133	7	1:28.730	44.752	128	22.290	216	21.688	177	216
2	1:35.705	51.045	129	23.206	209	21.454	178	209	8	1:27.878	44.660	131	22.156	216	21.062	178	216
3	1:28.839	45.246	131	22.356	<b>218</b>	21.237	<b>178</b>	<b>218</b>	9	<b>1:27.679</b>	<b>44.559</b>	<b>129</b>	22.151	216	20.969	178	216
4	1:37.152	44.787	130	22.273	216	30.092	53	216	10	1:27.916	44.585	129	22.141	215	21.190	178	215
5	3:14.651	2:28.765	124	23.828	211	22.058	175	211	11	1:27.894	44.737	129	22.132	217	21.025	178	217
6	1:29.267	45.626	130	22.392	215	21.249	178	215	12	1:27.679	44.646	129	<b>22.091</b>	<b>218</b>	<b>20.942</b>	<b>178</b>	<b>218</b>

### 35 Laliberte, FRA

theoretical besttime: 1:27.675

1	1:50.943	1:02.584	116	25.460	189	22.899	171	189	8	1:29.005	45.086	131	22.421	214	21.498	177	214
2	1:32.312	47.893	131	22.776	208	21.643	178	208	9	1:27.873	44.747	132	22.131	214	20.995	178	214
3	1:28.925	45.403	131	22.316	215	21.206	178	215	10	1:27.925	44.836	132	22.130	216	<b>20.959</b>	<b>177</b>	<b>216</b>
4	<b>1:27.715</b>	<b>44.590</b>	132	<b>22.126</b>	215	20.999	177	215	11	1:27.909	44.669	132	22.204	215	21.036	176	215
5	1:33.245	44.663	131	22.185	216	26.397	54	216	12	1:27.854	44.676	130	22.162	214	21.016	177	214
6	2:52.016	2:05.170	118	24.145	208	22.701	176	208	13	1:27.820	44.642	131	22.152	214	21.026	176	214
7	1:30.079	45.888	132	22.796	207	21.395	<b>178</b>	207									

### 44 Vips, ITA

theoretical besttime: 1:27.105

1	2:30.462	1:31.127	122	24.093	144	35.242	170	144	8	1:34.611	45.138	129	22.476	214	26.997	54	214
2	1:37.909	46.109	130	22.624	213	29.176	179	213	9	2:25.420	1:40.184	90	23.861	211	21.375	179	211
3	1:29.680	45.109	131	23.483	214	21.088	178	214	10	1:27.963	44.673	131	22.272	217	21.018	180	<b>217</b>
4	1:27.708	44.556	132	22.236	216	20.916	180	216	11	1:27.565	44.425	130	22.278	217	20.862	178	217
5	1:27.574	44.441	131	22.231	216	20.902	179	216	12	<b>1:27.172</b>	<b>44.208</b>	<b>132</b>	<b>22.066</b>	<b>216</b>	20.898	178	216
6	1:27.536	44.420	132	22.247	215	20.869	179	215	13	1:27.649	44.447	132	22.075	216	21.127	178	216
7	1:27.329	44.376	131	22.122	216	<b>20.831</b>	177	216									

### 45 Wolf, DEU

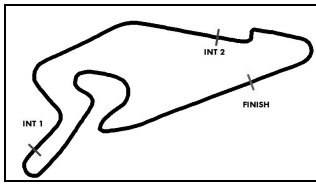
theoretical besttime: 1:28.136

1	2:07.029	1:16.854	122	26.190	155	23.985	164	155	7	3:10.626	2:25.688	129	23.334	206	21.604	175	206
2	1:34.582	49.184	129	23.342	185	22.056	178	185	8	1:28.912	45.021	131	22.579	214	21.312	177	214
3	1:29.388	45.326	132	22.749	209	21.313	<b>179</b>	209	9	1:28.676	44.990	132	22.410	214	21.276	177	214
4	1:28.422	44.901	130	22.365	216	21.156	178	216	10	1:28.319	44.857	131	22.318	214	21.144	177	214
5	1:28.377	44.818	130	22.364	<b>217</b>	21.195	177	<b>217</b>	11	<b>1:28.136</b>	<b>44.723</b>	<b>131</b>	<b>22.316</b>	<b>214</b>	<b>21.097</b>	<b>176</b>	214
6	1:33.241	44.934	131	22.593	215	25.714	56	215	12	1:28.319	44.848	133	22.325	214	21.146	174	214

### 66 Laaksonen, FIN

theoretical besttime: 1:27.378

1	1:52.876	1:01.341	126	27.303	150	24.232	172	150	8	1:28.203	44.907	132	22.258	216	21.038	177	216
2	1:32.167	47.429	130	23.238	191	21.500	178	191	9	1:27.700	44.608	128	22.200	215	<b>20.892</b>	<b>179</b>	215
3	1:28.755	45.194	130	22.361	215	21.200	<b>179</b>	215	10	1:27.681	44.467	131	22.142	215	21.072	177	215
4	1:27.813	44.667	130	22.175	216	20.971	179	216	11	<b>1:27.504</b>	<b>44.412</b>	<b>131</b>	<b>22.074</b>	<b>215</b>	21.018	176	215
5	1:27.566	44.470	130	22.120	<b>217</b>	20.976	177	<b>217</b>	12	1:27.780	44.542	131	22.109	215	21.129	178	215
6	1:33.286	44.760	132	22.289	216	26.237	55	216	13	1:27.976	44.575	130	22.253	215	21.148	178	215
7	2:39.669	1:54.777	126	23.426	203	21.466	177	203									



# ADAC Formel 4

## Sector List Qualifying Gruppe B



Provisional

Reg. Nr.: 239/2016



Nürburgring, Length: 3629m  
 Air temperature: 17.25°C  
 Track temperature: 25.82°C  
 Weather condition: Dry

Saturday, August 06, 2016 10:05:00

Lap	Time	SE1	SP1	SE2	SP2	SE3	SP3	TSP	Lap	Time	SE1	SP1	SE2	SP2	SE3	SP3	TSP
<b>69</b>	Bianchi, CHE								<b>theoretical besttime: 1:28.255</b>								
1	2:12.975	1:21.398	113	27.516	136	24.061	173	136	8	1:28.591	45.075	130	22.389	215	21.127	178	215
2	1:32.449	47.640	130	23.086	209	21.723	178	209	9	1:28.568	45.080	130	<b>22.299</b>	<b>215</b>	21.189	179	215
3	1:29.524	45.561	130	22.595	215	21.368	176	215	10	<b>1:28.446</b>	44.938	127	22.396	214	<b>21.112</b>	<b>179</b>	214
4	1:29.091	45.414	131	22.398	<b>216</b>	21.279	178	<b>216</b>	11	1:29.998	45.955	127	22.864	215	21.179	178	215
5	1:29.762	45.946	130	22.463	215	21.353	178	215	12	1:28.466	<b>44.844</b>	<b>129</b>	22.452	216	21.170	178	216
6	1:28.691	45.202	<b>132</b>	22.357	215	21.132	177	215	13	1:43.447	45.228	127	23.589	213	34.630	41	213
7	1:28.755	45.032	131	22.378	215	21.345	179	215									

<b>90</b>	Piro, DEU								<b>theoretical besttime: 1:27.819</b>								
1	1:45.375	57.727	125	24.852	201	22.796	169	201	8	3:08.454	2:23.095	127	23.306	213	22.053	178	213
2	1:31.545	47.332	132	22.846	213	21.367	180	213	9	1:29.038	45.325	133	22.415	216	21.298	180	216
3	1:28.742	45.189	132	22.473	217	21.080	180	217	10	1:28.013	44.638	133	<b>22.260</b>	<b>218</b>	21.115	179	<b>218</b>
4	1:28.200	44.756	131	22.293	217	21.151	180	217	11	1:27.994	44.605	133	22.268	217	21.121	178	217
5	<b>1:27.855</b>	44.520	131	22.271	217	21.064	179	217	12	1:27.912	44.558	132	22.291	216	<b>21.063</b>	<b>179</b>	216
6	1:27.884	<b>44.496</b>	133	22.314	216	21.074	179	216	13	1:28.288	44.713	130	22.386	216	21.189	178	216
7	1:34.036	44.705	132	22.423	216	26.908	53	216									

<b>96</b>	Mawson, DEU								<b>theoretical besttime: 1:27.092</b>								
1	1:51.877	1:04.345	125	24.793	192	22.739	177	192	8	<b>1:27.157</b>	44.291	131	<b>21.969</b>	<b>217</b>	<b>20.897</b>	<b>179</b>	217
2	1:30.030	46.037	133	22.558	210	21.435	<b>180</b>	210	9	1:27.259	44.318	133	22.026	216	20.915	179	216
3	1:27.804	44.617	133	22.099	216	21.088	179	216	10	1:27.309	44.340	132	22.032	217	20.937	179	217
4	1:27.185	<b>44.226</b>	<b>134</b>	22.007	217	20.952	180	217	11	1:35.480	50.900	117	23.358	216	21.222	179	216
5	1:34.835	45.218	129	22.580	<b>218</b>	27.037	56	<b>218</b>	12	1:27.778	44.553	131	22.205	217	21.020	180	217
6	3:12.474	2:27.803	130	23.246	208	21.425	180	208	13	1:37.021	44.400	132	22.211	216	30.410	34	216
7	1:27.400	44.486	133	21.989	217	20.925	178	217									

<b>99</b>	Flörsch, DEU								<b>theoretical besttime: 1:27.709</b>								
1	3:57.549	3:08.952	123	25.767	164	22.830	171	164	7	1:27.924	44.683	129	22.180	215	21.061	177	215
2	1:31.128	46.866	132	22.771	197	21.491	178	197	8	1:27.888	44.561	129	22.225	214	21.102	178	214
3	1:28.687	45.126	<b>132</b>	22.432	215	21.129	178	215	9	1:36.572	44.665	129	28.435	100	23.472	178	100
4	1:28.255	44.660	132	22.240	215	21.355	176	215	10	1:27.876	44.645	129	22.193	217	21.038	179	<b>217</b>
5	1:27.944	44.638	130	22.237	216	21.069	178	216	11	1:28.061	<b>44.526</b>	<b>128</b>	22.296	216	21.239	176	216
6	<b>1:27.845</b>	44.662	130	<b>22.170</b>	216	<b>21.013</b>	178	216	12	1:28.109	44.654	129	22.225	217	21.230	177	217