

ADAC Formel 4

Result List Qualifying Gruppe A



Provisional

Reg. Nr.: 239/2016

Saturday, August 06, 2016 9:40:00



Nürburgring, Length: 3629m

Air temperature: 17.61°C

Track temperature: 26.19°C

Weather condition: Dry

started : 18 classified : 18 not classified : 0

Nr.	Drivers	Team	Lap	Best Time	Gap	Diff	Kph	Day Time
Cl.	Car	Competitor						
1	6 M.Ortmann(DEU) ADAC Formel 4 powered by Abarth	(T) ADAC Berlin-Brandenburg e.V.(DEU) ADAC Berlin-Brandenburg e.V.	10	1:27.190			149.8	9:57:20
2	81 N.Nielsen(DNK) R ADAC Formel 4 powered by Abarth	(T) Neuhauser Racing(AUT) Neuhauser Racing	6	1:27.233	0.043	0.043	149.7	9:51:08
3	22 R.Verschoor(NED) R ADAC Formel 4 powered by Abarth	(T) Motopark(DEU) Motopark	11	1:27.346	0.156	0.113	149.5	9:59:04
4	68 J.Correa(ITA) R ADAC Formel 4 powered by Abarth	(T) Prema Powerteam(ITA) Prema Powerteam	11	1:27.363	0.173	0.017	149.5	10:01:10
5	80 F.Drugovich(AUT) R ADAC Formel 4 powered by Abarth	(T) Neuhauser Racing(AUT) Neuhauser Racing	11	1:27.390	0.200	0.027	149.4	9:58:40
6	5 L.Zendeli(DEU) R ADAC Formel 4 powered by Abarth	(T) ADAC Berlin-Brandenburg e.V.(DEU) ADAC Berlin-Brandenburg e.V.	8	1:27.512	0.322	0.122	149.2	9:54:30
7	25 M.Müller-Crepon(CHE) ADAC Formel 4 powered by Abarth	Van Amersfoort Racing(NLD) Van Amersfoort Racing	12	1:27.545	0.355	0.033	149.2	9:59:26
8	28 K.Schramm(DEU) ADAC Formel 4 powered by Abarth	(T) US Racing(DEU) US Racing	10	1:27.699	0.509	0.154	148.9	9:56:44
9	77 J.van Uiter(NLD) ADAC Formel 4 powered by Abarth	(T) Jenzer Motorsport(CHE) Jenzer Motorsport	11	1:27.737	0.547	0.038	148.9	9:58:16
10	40 L.Hoogenboom(NLD) R ADAC Formel 4 powered by Abarth	(T) Van Amersfoort Racing(NLD) Van Amersfoort Racing	11	1:27.769	0.579	0.032	148.8	9:58:01
11	91 S.Fernandez Wahbeh(ITA) R ADAC Formel 4 powered by Abarth	(T) KUG-Motorsport(DEU) KUG-Motorsport	10	1:27.821	0.631	0.052	148.7	9:58:22
12	75 J.Esmeijer(NLD) ADAC Formel 4 powered by Abarth	(T) Team Timo Scheider GmbH(DEU) Team Timo Scheider GmbH	11	1:27.831	0.641	0.010	148.7	9:58:27
13	19 F.Scherer(CHE) R ADAC Formel 4 powered by Abarth	(T) Jenzer Motorsport(CHE) Jenzer Motorsport	11	1:27.874	0.684	0.043	148.6	9:58:37
14	18 J.Meikup(EST) ADAC Formel 4 powered by Abarth	Jenzer Motorsport(CHE) Jenzer Motorsport	7	1:27.935	0.745	0.061	148.5	9:51:00
15	7 O.Söderström(SWE) ADAC Formel 4 powered by Abarth	ADAC Berlin-Brandenburg e.V.(DEU) ADAC Berlin-Brandenburg e.V.	11	1:27.973	0.783	0.038	148.5	9:58:30
16	20 K.Kratz(DEU) ADAC Formel 4 powered by Abarth	Jenzer Motorsport(CHE) Jenzer Motorsport	5	1:28.101	0.911	0.128	148.2	9:48:15
17	10 A.Estner(DEU) R ADAC Formel 4 powered by Abarth	(T) RS Competition(DNK) RS Competition	7	1:28.314	1.124	0.213	147.9	9:51:35
18	21 M.Halder(DEU) ADAC Formel 4 powered by Abarth	(T) Liqui Moly Team Engstler(DEU) Liqui Moly Team Engstler	9	1:29.491	2.301	1.177	145.9	9:55:09

Classification limit: 110% Time: 1:35.909

T = nominated for the team classification

Subject to final scrutineering!

Publications Time:

Clerk of the course:

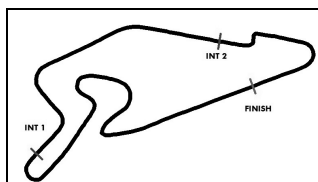
Time Keeping:

ver: 1.0

www.adac.de/motorsport

Page 1 / 1 printed: 6.8.2016 10:02

CERTINA
S W I S S W A T C H E S



Nürburgring, Length: 3629m
Air temperature: 17.51°C
Track temperature: 26.38°C
Weather condition: Dry

ADAC Formel 4

Result List Qualifying Gruppe A 2nd Best Time

Provisional

Reg. Nr.: 239/2016

Saturday, August 06, 2016 9:40:00



started : 18 classified : 18 not classified : 0

Nr.	Drivers	Team	Lap	Best Time	Gap	Diff	Kph	Day Time
Cl.	Car	Competitor						
1	6 M.Ortmann(DEU) ADAC Formel 4 powered by Abarth	(T) ADAC Berlin-Brandenburg e.V.(DEU) ADAC Berlin-Brandenburg e.V.	8	1:27.331			149.5	9:54:15
2	68 J.Correa(ITA) R ADAC Formel 4 powered by Abarth	(T) Prema Powerteam(ITA) Prema Powerteam	6	1:27.366	0.035	0.035	149.5	9:53:41
3	81 N.Nielsen(DNK) R ADAC Formel 4 powered by Abarth	(T) Neuhauser Racing(AUT) Neuhauser Racing	11	1:27.393	0.062	0.027	149.4	9:58:44
4	22 R.Verschoor(NED) R ADAC Formel 4 powered by Abarth	(T) Motopark(DEU) Motopark	6	1:27.430	0.099	0.037	149.4	9:51:31
5	80 F.Drugovich(AUT) R ADAC Formel 4 powered by Abarth	(T) Neuhauser Racing(AUT) Neuhauser Racing	6	1:27.557	0.226	0.127	149.2	9:51:10
6	5 L.Zendeli(DEU) R ADAC Formel 4 powered by Abarth	(T) ADAC Berlin-Brandenburg e.V.(DEU) ADAC Berlin-Brandenburg e.V.	9	1:27.682	0.351	0.125	148.9	9:55:57
7	28 K.Schramm(DEU) ADAC Formel 4 powered by Abarth	(T) US Racing(DEU) US Racing	5	1:27.759	0.428	0.077	148.8	9:48:18
8	25 M.Müller-Crepon(CHE) ADAC Formel 4 powered by Abarth	Van Amersfoort Racing(NLD) Van Amersfoort Racing	9	1:27.760	0.429	0.001	148.8	9:55:02
9	40 L.Hoogenboom(NLD) R ADAC Formel 4 powered by Abarth	(T) Van Amersfoort Racing(NLD) Van Amersfoort Racing	12	1:27.879	0.548	0.119	148.6	9:59:29
10	91 S.Fernandez Wahbeh(ITA) R ADAC Formel 4 powered by Abarth	(T) KUG-Motorsport(DEU) KUG-Motorsport	6	1:27.881	0.550	0.002	148.6	9:52:27
11	19 F.Scherer(CHE) R ADAC Formel 4 powered by Abarth	(T) Jenzer Motorsport(CHE) Jenzer Motorsport	5	1:27.941	0.610	0.060	148.5	9:47:55
12	77 J.van Uiter(NLD) ADAC Formel 4 powered by Abarth	(T) Jenzer Motorsport(CHE) Jenzer Motorsport	10	1:27.943	0.612	0.002	148.5	9:56:48
13	75 J.Esmeijer(NLD) ADAC Formel 4 powered by Abarth	(T) Team Timo Scheider GmbH(DEU) Team Timo Scheider GmbH	6	1:27.966	0.635	0.023	148.5	9:49:53
14	18 J.Meikup(EST) ADAC Formel 4 powered by Abarth	Jenzer Motorsport(CHE) Jenzer Motorsport	6	1:27.987	0.656	0.021	148.4	9:49:32
15	7 O.Söderström(SWE) ADAC Formel 4 powered by Abarth	ADAC Berlin-Brandenburg e.V.(DEU) ADAC Berlin-Brandenburg e.V.	13	1:28.097	0.766	0.110	148.2	10:01:27
16	10 A.Estner(DEU) R ADAC Formel 4 powered by Abarth	(T) RS Competition(DNK) RS Competition	13	1:28.335	1.004	0.238	147.8	10:00:44
17	20 K.Kratz(DEU) ADAC Formel 4 powered by Abarth	Jenzer Motorsport(CHE) Jenzer Motorsport	10	1:28.393	1.062	0.058	147.7	9:57:14
18	21 M.Halder(DEU) ADAC Formel 4 powered by Abarth	(T) Liqui Moly Team Engstler(DEU) Liqui Moly Team Engstler	8	1:29.538	2.207	1.145	145.9	9:53:40

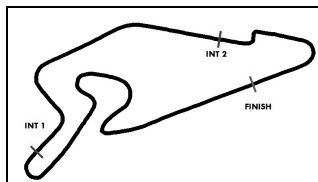
T = nominated for the team classification

Subject to final scrutineering!

Publications Time:

Clerk of the course:

Time Keeping:



ADAC Formel 4

Sector List Qualifying Gruppe A



Provisional

Reg. Nr.: 239/2016

Saturday, August 06, 2016 9:40:00



Nürburgring, Length: 3629m

Air temperature: 17.61°C

Track temperature: 26.19°C

Weather condition: Dry

Lap	Time	SE1	SP1	SE2	SP2	SE3	SP3	TSP	Lap	Time	SE1	SP1	SE2	SP2	SE3	SP3	TSP
5 Zendeli, DEU									theoretical besttime: 1:27.384								
1	2:14.722	1:27.454	124	23.838	210	23.430	175	210	7	1:28.123	44.824	134	22.293	216	21.006	179	216
2	1:32.048	46.626	110	23.968	215	21.454	181	215	8	1:27.512	44.438	135	22.105	216	20.969	180	216
3	1:28.067	44.856	135	22.133	217	21.078	181	217	9	1:27.682	44.625	135	22.134	216	20.923	180	216
4	1:27.971	44.569	134	22.166	219	21.236	181	219	10	1:27.720	44.658	134	22.156	216	20.906	180	216
5	1:32.448	44.490	134	22.116	219	25.842	56	219	11	1:27.790	44.535	135	22.294	215	20.961	180	215
6	3:18.815	2:34.734	128	22.752	213	21.329	180	213	12	1:27.823	44.373	134	22.414	215	21.036	179	215

6 Ortmann, DEU									theoretical besttime: 1:27.182								
1	2:13.572	1:25.983	123	24.481	201	23.108	176	201	7	1:28.067	44.868	133	22.231	216	20.968	181	216
2	1:31.319	46.294	129	23.544	211	21.481	179	211	8	1:27.331	44.231	134	22.196	216	20.904	180	216
3	1:28.604	45.022	133	22.423	213	21.159	180	213	9	1:37.315	44.394	134	28.000	92	24.921	177	92
4	1:27.877	44.587	133	22.292	217	20.998	179	217	10	1:27.190	44.239	132	22.077	215	20.874	180	215
5	1:32.873	44.423	132	22.989	215	25.461	56	215	11	1:27.336	44.360	133	22.084	215	20.892	178	215
6	3:05.601	2:18.345	126	23.879	153	23.377	177	153	12	1:27.559	44.425	132	22.227	215	20.907	180	215

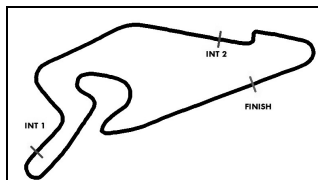
7 Söderström, SWE									theoretical besttime: 1:27.908								
1	2:17.099	1:29.756	117	24.164	207	23.179	176	207	8	1:28.218	44.726	133	22.331	214	21.161	179	214
2	1:31.419	46.431	131	23.375	203	21.613	178	203	9	1:32.217	47.612	119	23.427	215	21.178	179	215
3	1:30.915	45.398	131	23.928	185	21.589	179	185	10	1:28.100	44.708	133	22.220	216	21.172	178	216
4	1:29.598	46.052	133	22.409	214	21.137	180	214	11	1:27.973	44.650	133	22.202	216	21.121	179	216
5	1:32.754	44.996	133	22.316	216	25.442	60	216	12	1:28.278	44.719	133	22.346	214	21.213	175	214
6	2:43.480	1:58.795	128	23.167	208	21.518	178	208	13	1:28.097	44.700	133	22.341	215	21.056	179	215
7	1:28.621	45.127	132	22.314	216	21.180	179	216									

10 Estner, DEU									theoretical besttime: 1:28.228								
1	2:35.795	1:45.479	109	26.095	174	24.221	161	174	8	1:28.910	44.724	127	22.898	214	21.288	181	214
2	1:35.268	49.491	127	23.748	200	22.029	179	200	9	1:45.659	1:01.113	129	22.912	212	21.634	179	212
3	1:30.613	45.791	128	23.161	205	21.661	180	205	10	1:28.878	44.898	131	22.649	211	21.331	180	211
4	1:28.700	44.877	131	22.417	216	21.406	180	216	11	1:28.791	44.902	130	22.480	212	21.409	180	212
5	1:28.407	44.863	129	22.324	216	21.220	181	216	12	1:28.453	44.843	130	22.416	211	21.194	180	211
6	1:28.389	44.837	130	22.342	213	21.210	180	213	13	1:28.335	44.710	130	22.381	212	21.244	180	212
7	1:28.314	44.727	129	22.352	213	21.235	181	213									

18 Meikup, EST									theoretical besttime: 1:27.827								
1	2:05.145	1:16.505	123	25.457	173	23.183	171	173	7	1:27.935	44.688	130	22.203	216	21.044	179	216
2	1:32.332	47.001	129	23.188	203	22.143	176	203	8	1:36.735	44.913	131	22.760	214	29.062	54	214
3	1:30.932	46.070	129	22.556	214	22.306	176	214	9	3:01.259	2:11.389	105	25.945	179	23.925	174	179
4	1:28.239	44.823	132	22.332	213	21.084	179	213	10	1:32.816	46.552	130	24.209	190	22.055	172	190
5	1:28.016	44.608	131	22.256	215	21.152	178	215	11	1:34.175	48.491	131	23.946	186	21.738	178	186
6	1:27.987	44.729	132	22.175	216	21.083	177	216	12	1:39.663	44.777	130	22.356	213	32.530	49	213

19 Scherer, CHE									theoretical besttime: 1:27.724								
1	1:50.537	59.021	110	27.318	173	24.198	160	173	7	3:09.522	2:22.006	120	24.592	197	22.924	174	197
2	1:34.250	48.813	127	23.587	208	21.850	177	208	8	1:30.177	45.946	130	22.824	210	21.407	178	210
3	1:34.347	47.548	128	24.633	208	22.166	176	208	9	1:28.356	44.456	132	22.722	213	21.178	179	213
4	1:28.417	44.911	133	22.318	216	21.188	176	216	10	1:31.512	44.636	132	25.394	194	21.482	178	194
5	1:27.941	44.548	132	22.266	216	21.127	177	216	11	1:27.874	44.606	133	22.145	216	21.123	177	216
6	1:33.858	44.587	133	22.260	215	27.011	54	215	12	1:27.956	44.650	132	22.176	215	21.130	180	215

20 Kratz, DEU									theoretical besttime: 1:28.077								
1	2:10.179	1:15.101	119	29.067	122	26.011	168	122	7	1:32.794	44.779	131	22.270	213	25.745	55	213
2	1:36.143	49.424	128	24.647	207	22.072	175	207	8	2:56.365	2:11.189	128	23.187	209	21.989	166	209
3	1:31.547	47.016	131	22.804	210	21.727	173	210	9	1:33.443	47.909	131	23.794	175	21.740	180	175
4	1:29.009	45.156	131	22.385	212	21.468	177	212	10	1:28.393	44.726	132	22.316	213	21.351	178	213
5	1:28.101	44.540	131	22.277	215	21.284	180	215	11	1:28.409	44.778	132	22.290	213	21.341	177	213
6	1:28.610	45.030	131	22.313	217	21.267	177	217	12	1:29.427	44.773	132	22.695	188	21.959	177	188



ADAC Formel 4

Sector List Qualifying Gruppe A



Provisional

Reg. Nr.: 239/2016

Saturday, August 06, 2016 9:40:00



Nürburgring, Length: 3629m

Air temperature: 17.61°C

Track temperature: 26.19°C

Weather condition: Dry

Lap	Time	SE1	SP1	SE2	SP2	SE3	SP3	TSP	Lap	Time	SE1	SP1	SE2	SP2	SE3	SP3	TSP
21	Halder, DEU								theoretical besttime: 1:29.124								
1	2:59.131	2:06.567	114	27.215	181	25.349	167	181	8	1:29.538	45.521	128	22.627	212	21.390	176	212
2	1:38.393	51.278	123	24.292	206	22.823	172	206	9	1:29.491	45.378	128	22.648	212	21.465	174	212
3	1:32.711	47.175	127	23.502	210	22.034	175	210	10	1:29.719	45.358	130	22.576	208	21.785	164	208
4	1:30.584	46.028	130	22.880	212	21.676	174	212	11	1:33.328	48.266	130	23.203	197	21.859	176	197
5	1:30.362	45.970	130	22.853	210	21.539	177	210	12	1:30.243	45.563	129	22.698	212	21.982	177	212
6	1:29.829	45.594	130	22.763	210	21.472	175	210	13	1:29.890	45.158	131	22.689	209	22.043	177	209
7	1:29.607	45.495	130	22.679	213	21.433	174	213									

22	Verschoor, NED								theoretical besttime: 1:27.346								
1	4:08.278	3:20.821	121	24.675	184	22.782	173	184	7	1:39.471	44.422	131	31.937	178	23.112	174	178
2	1:31.019	46.776	130	22.935	208	21.308	178	208	8	1:30.937	47.307	131	22.519	214	21.111	178	214
3	1:28.347	44.801	131	22.424	213	21.122	177	213	9	1:27.792	44.432	131	22.305	214	21.055	179	214
4	1:27.891	44.713	132	22.231	215	20.947	178	215	10	1:27.978	44.545	132	22.377	215	21.056	179	215
5	1:27.745	44.538	131	22.231	214	20.976	176	214	11	1:27.346	44.336	132	22.118	213	20.892	179	213
6	1:27.430	44.336	131	22.193	214	20.901	178	214	12	1:27.589	44.358	132	22.249	214	20.982	179	214

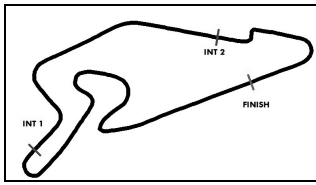
25	Müller-Crepon, CHE								theoretical besttime: 1:27.442								
1	1:55.895	1:08.556	120	24.514	204	22.825	172	204	8	1:27.944	44.615	132	22.265	213	21.064	179	213
2	1:31.617	46.966	130	23.036	205	21.615	178	205	9	1:27.760	44.606	132	22.221	213	20.933	178	213
3	1:29.280	45.393	132	22.670	213	21.217	178	213	10	1:28.057	44.627	132	22.313	213	21.117	177	213
4	1:28.290	44.923	132	22.354	213	21.013	178	213	11	1:27.760	44.504	130	22.149	214	21.107	178	214
5	1:32.663	44.815	131	22.346	214	25.502	54	214	12	1:27.545	44.376	132	22.133	214	21.036	178	214
6	2:39.908	1:54.936	126	23.364	201	21.608	173	201	13	1:27.764	44.527	131	22.191	214	21.046	177	214
7	1:29.100	45.602	131	22.327	215	21.171	178	215									

28	Schramm, DEU								theoretical besttime: 1:27.650								
1	2:07.925	1:10.428	120	31.861	135	25.636	163	135	8	1:28.284	44.741	131	22.364	216	21.179	178	216
2	1:35.970	49.060	129	24.126	189	22.784	170	189	9	1:27.893	44.550	133	22.305	215	21.038	178	215
3	1:38.045	48.782	128	27.736	206	21.527	178	206	10	1:27.699	44.484	131	22.274	215	20.941	178	215
4	1:28.308	44.908	133	22.261	216	21.139	178	216	11	1:27.848	44.469	132	22.339	216	21.040	178	216
5	1:27.759	44.467	132	22.256	217	21.036	179	217	12	1:36.448	51.376	119	23.904	213	21.168	179	213
6	1:33.835	44.565	132	22.526	215	26.744	56	215	13	1:27.838	44.583	132	22.242	215	21.013	177	215
7	2:28.371	1:43.959	131	22.923	214	21.489	178	214									

40	Hoogenboom, NLD								theoretical besttime: 1:27.615								
1	1:51.128	1:01.553	123	25.726	170	23.849	151	170	8	1:28.830	45.345	131	22.309	213	21.176	178	213
2	1:33.882	49.166	130	22.827	213	21.889	180	213	9	1:28.025	44.730	131	22.260	213	21.035	178	213
3	1:29.263	45.395	130	22.505	212	21.363	178	212	10	1:28.005	44.448	129	22.319	213	21.238	174	213
4	1:28.259	44.789	129	22.367	213	21.103	178	213	11	1:27.769	44.518	132	22.233	213	21.018	178	213
5	1:28.147	44.621	132	22.326	213	21.200	175	213	12	1:27.879	44.364	131	22.315	213	21.200	176	213
6	1:33.590	44.954	130	22.583	214	26.053	55	214	13	1:28.952	44.866	130	22.246	213	21.840	178	213
7	2:44.195	1:57.554	128	23.625	184	23.016	174	184									

68	Correa, ITA								theoretical besttime: 1:27.250								
1	6:09.665	5:24.493	124	23.408	208	21.764	177	208	7	1:33.023	48.429	117	23.649	207	20.945	181	207
2	1:30.335	45.849	131	23.234	211	21.252	180	211	8	1:32.705	44.529	131	24.464	109	23.712	179	109
3	1:38.269	54.465	131	22.673	213	21.131	178	213	9	1:27.402	44.382	132	22.098	216	20.922	180	216
4	1:27.883	44.689	132	22.267	215	20.927	179	215	10	1:28.180	44.655	133	22.243	219	21.282	180	219
5	1:27.508	44.491	129	22.133	216	20.884	179	216	11	1:27.363	44.273	131	22.151	216	20.939	177	216
6	1:27.366	44.386	131	22.093	215	20.887	179	215									

75	Esmeijer, NLD								theoretical besttime: 1:27.791								
1	2:18.411	1:24.192	122	26.332	159	27.887	158	159	8	1:32.090	44.781	129	22.243	216	25.066	57	216
2	1:35.291	48.665	129	24.328	193	22.298	178	193	9	2:37.727	1:52.595	128	23.669	203	21.463	179	203
3	1:33.786	45.652	130	24.752	141	23.382	178	141	10	1:28.358	44.944	130	22.239	215	21.175	178	215
4	1:28.203	44.837	130	22.264	216	21.102	179	216	11	1:27.831	44.520	130	22.169	215	21.142	180	215
5	1:29.399	45.882	130	22.255	217	21.262	178	217	12	1:28.005	44.643	128	22.211	216	21.151	178	216
6	1:27.966	44.676	130	22.173	215	21.117	179	215	13	1:28.197	44.703	130	22.316	215	21.178	177	215
7	1:28.113	44.670	129	22.180	215	21.263	180	215									



ADAC Formel 4

Sector List Qualifying Gruppe A



Provisional

Reg. Nr.: 239/2016

Saturday, August 06, 2016 9:40:00



Nürburgring, Length: 3629m
 Air temperature: 17.61°C
 Track temperature: 26.19°C
 Weather condition: Dry

Lap	Time	SE1	SP1	SE2	SP2	SE3	SP3	TSP	Lap	Time	SE1	SP1	SE2	SP2	SE3	SP3	TSP
-----	------	-----	-----	-----	-----	-----	-----	-----	-----	------	-----	-----	-----	-----	-----	-----	-----

77 van Uiter, NLD

theoretical besttime: 1:27.636

1	1:58.120	1:07.802	120	26.585	167	23.733	161	167	8	2:53.106	2:05.124	130	25.421	166	22.561	176	166
2	1:33.460	47.665	132	23.632	177	22.163	177	177	9	1:29.910	46.257	133	22.373	215	21.280	177	215
3	1:29.227	45.381	133	22.539	215	21.307	178	215	10	1:27.943	44.629	133	22.235	215	21.079	177	215
4	1:28.289	44.817	132	22.271	216	21.201	178	216	11	1:27.737	44.572	133	22.172	216	20.993	178	216
5	1:28.065	44.597	132	22.350	215	21.118	178	215	12	1:28.057	44.693	131	22.201	215	21.163	178	215
6	1:27.969	44.471	133	22.228	215	21.270	174	215	13	1:28.352	44.655	132	22.190	217	21.507	177	217
7	1:32.416	44.597	135	22.245	214	25.574	56	214									

80 Drugovich, AUT

theoretical besttime: 1:27.380

1	2:23.459	1:14.219	98	34.719	132	34.521	51	132	7	1:27.863	44.364	133	22.244	216	21.255	178	216
2	2:46.185	1:56.209	124	25.492	163	24.484	166	163	8	1:27.814	44.583	132	22.200	216	21.031	178	216
3	1:32.779	47.335	131	23.223	175	22.221	175	175	9	1:39.142	49.531	111	28.079	190	21.532	179	190
4	1:31.877	46.096	132	24.510	205	21.271	179	205	10	1:27.809	44.578	132	22.206	215	21.025	179	215
5	1:28.514	45.001	133	22.407	215	21.106	179	215	11	1:27.390	44.289	133	22.154	215	20.947	179	215
6	1:27.557	44.360	133	22.198	215	20.999	178	215	12	1:27.600	44.279	133	22.211	214	21.110	178	214

81 Nielsen, DNK

theoretical besttime: 1:27.231

1	2:16.253	1:09.930	112	31.852	135	34.471	46	135	7	1:27.873	44.296	131	22.613	214	20.964	178	214
2	2:58.056	2:08.768	128	26.071	186	23.217	174	186	8	1:27.539	44.396	131	22.212	216	20.931	178	216
3	1:30.736	46.387	131	22.915	211	21.434	176	211	9	1:27.617	44.298	132	22.245	216	21.074	179	216
4	1:28.389	44.798	131	22.483	215	21.108	178	215	10	1:45.023	54.405	124	24.103	211	26.515	178	211
5	1:27.657	44.404	132	22.273	214	20.980	178	214	11	1:27.393	44.315	132	22.177	216	20.901	178	216
6	1:27.233	44.205	131	22.179	216	20.849	178	216	12	1:27.777	44.489	131	22.305	216	20.983	178	216

91 Fernandez Wahbeh, ITA

theoretical besttime: 1:27.801

1	4:45.185	3:57.500	124	24.815	208	22.870	177	208	7	1:27.989	44.596	130	22.269	215	21.124	182	215
2	1:31.003	46.395	129	22.963	212	21.645	182	212	8	1:31.513	46.966	126	23.287	216	21.260	183	216
3	1:46.147	45.036	131	39.561	212	21.550	183	212	9	1:28.178	44.729	132	22.320	215	21.129	181	215
4	1:28.184	44.860	132	22.276	213	21.048	183	213	10	1:27.821	44.581	131	22.237	218	21.003	183	218
5	1:28.312	44.795	131	22.345	216	21.172	182	216	11	1:28.190	44.580	131	22.488	216	21.122	183	216
6	1:27.881	44.637	133	22.218	215	21.026	183	215	12	1:28.051	44.663	131	22.350	216	21.038	183	216