

ADAC TCR Germany

Result List Free Practice 2



Provisional

Reg. Nr.: 238/2016

Friday, August 05, 2016 11:45:00

Nürburgring, Length: 3629m

Air temperature: 17.84°C

Track temperature: 25.09°C

Weather condition: Dry

started : 21 classified : 21 not classified : 0

	Nr. Drivers	Sponsor	Lap	Best Time	Gap	Diff	Kph	Day Time
	Cl. Car	Competitor						
1	44 F.Mora(PRT) SEAT Leon TCR V2	Target SRL	14	1:36.482			135.4	12:11:42
2	13 B.Leuchter(DEU) VW Golf GTI TCR	racing one	12	1:36.512	0.030	0.030	135.3	12:09:31
3	4 N.Mackschin(DEU) VW Golf GTI TCR	Liqui Moly Team Engstler	9	1:36.668	0.186	0.156	135.1	12:02:51
4	7 M.Halder(DEU) SEAT Leon TCR V1	Liqui Moly Team Engstler	12	1:36.734	0.252	0.066	135.0	12:07:34
5	10 A.Buri(FIN) SEAT Leon TCR V2	LMS Racing	7	1:36.848	0.366	0.114	134.8	11:57:02
6	11 J.Schmarl(AUT) Honda Civic TCR	Target SRL	14	1:36.947	0.465	0.099	134.7	12:12:57
7	22 H.Proczyk(AUT) SEAT Leon TCR V2	HP Racing	6	1:36.971	0.489	0.024	134.7	11:57:58
8	20 V.Radermecker(BEL) VW Golf GTI TCR	Milo Racing	9	1:37.020	0.538	0.049	134.6	12:01:01
9	8 T.Lautenschlager(DEU) J VW Golf GTI TCR	Liqui Moly Team Engstler	16	1:37.088	0.606	0.068	134.5	12:16:21
10	61 M.Dablender(AUT) SEAT Leon TCR V2	SEAT AUSTRIA	14	1:37.102	0.620	0.014	134.5	12:15:02
11	41 S.Kirsch(DEU) Honda Civic TCR	ADAC Sachsen e.V.	6	1:37.110	0.628	0.008	134.5	11:55:38
12	23 P.Corthals(BEL) Opel Astra TCR	Le Pirron	5	1:37.537	1.055	0.427	133.9	11:54:06
13	99 J.Files(GBR) Honda Civic TCR	Target SRL	8	1:37.586	1.104	0.049	133.8	12:00:42
14	34 B.Schouten(NLD) SEAT Leon TCR V2	Bas Koeten Racing	5	1:37.724	1.242	0.138	133.6	11:53:42
15	18 K.Jordan(DEU) VW Golf GTI TCR	H&R Spezialfedern	7	1:37.738	1.256	0.014	133.6	12:00:58
16	17 J.Preisig(CHE) Opel Astra TCR	Lubner Motorsport	13	1:37.905	1.423	0.167	133.4	12:10:38
17	28 P.Eberle(CHE) SEAT Leon TCR V2	STEIBEL MOTORSPORT	9	1:38.023	1.541	0.118	133.2	12:05:46
18	66 R.Jost(CHE) SEAT Leon TCR V2	TOPCAR Sport	13	1:38.064	1.582	0.041	133.2	12:11:14
19	24 J.Vila(ESP) Opel Astra TCR	Le Pirron	5	1:38.228	1.746	0.164	133.0	11:54:18
20	68 N.Kankkunen(FIN) J SEAT Leon TCR V2	LMS Racing	8	1:38.425	1.943	0.197	132.7	11:58:56
21	88 D.Fugel(DEU) J Honda Civic TCR	ADAC Sachsen e.V.	11	1:38.673	2.191	0.248	132.4	12:07:02

Following race director decision cancellation of the relevant lap time for car no. 22

Subject to final scrutineering!

Publications Time:

Clerk of the course:

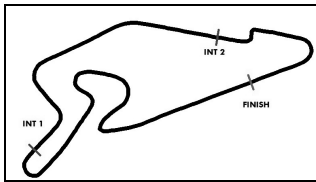
Time Keeping:

ver: 1.0

www.adac.de/motorsport

Page 1 / 1 printed: 5.8.2016 12:18

CERTINA
S W I S S W A T C H E S



ADAC TCR Germany



Sector List Free Practice 2

Provisional

Reg. Nr.: 238/2016

Friday, August 05, 2016 11:45:00

Nürburgring, Length: 3629m

Air temperature: 17.84°C

Track temperature: 25.09°C

Weather condition: Dry

Lap	Time	SE1	SP1	SE2	SP2	SE3	SP3	TSP	Lap	Time	SE1	SP1	SE2	SP2	SE3	SP3	TSP
4 Mackschin, DEU									theoretical besttime: 1:36.655								
1	1:56.562	1:05.178	114	25.726	199	25.658	170	199	9	1:36.668	49.064	121	24.269	214	23.335	170	214
2	1:43.209	51.606	118	27.239	206	24.364	171	206	10	1:37.018	49.226	118	24.405	214	23.387	170	214
3	1:41.588	50.564	120	26.901	202	24.123	171	202	11	1:41.820	49.381	118	24.323	215	28.116	59	215
4	1:42.508	50.071	119	24.566	216	27.871	62	216	12	3:27.324	2:39.487	118	24.487	214	23.350	171	214
5	4:17.808	3:26.369	112	27.157	198	24.282	170	198	13	1:37.486	49.561	118	24.372	215	23.553	171	215
6	1:38.182	50.156	119	24.487	215	23.539	170	215	14	1:37.856	49.638	116	24.489	216	23.729	171	216
7	1:37.584	49.836	119	24.359	215	23.389	171	215	15	1:37.982	49.859	118	24.454	214	23.669	170	214
8	1:37.055	49.240	119	24.493	214	23.322	171	214	16	1:37.540	49.466	121	24.479	213	23.595	170	213

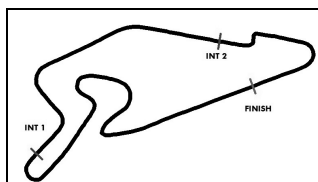
Lap	Time	SE1	SP1	SE2	SP2	SE3	SP3	TSP	Lap	Time	SE1	SP1	SE2	SP2	SE3	SP3	TSP
7 Halder, DEU									theoretical besttime: 1:36.638								
1	1:56.249	1:03.830	111	26.633	192	25.786	167	192	9	1:40.320	51.187	118	25.528	201	23.605	167	201
2	1:43.024	52.971	112	25.932	208	24.121	166	208	10	1:37.699	49.814	118	24.501	213	23.384	168	213
3	1:40.927	52.244	116	24.991	210	23.692	167	210	11	1:37.003	49.258	122	24.563	211	23.182	169	211
4	1:39.247	50.378	117	24.723	211	24.146	167	211	12	1:36.734	49.134	121	24.322	213	23.278	166	213
5	1:40.254	50.543	118	24.967	208	24.744	167	208	13	1:48.399	53.108	116	25.258	203	30.033	54	203
6	1:39.373	50.178	116	24.918	210	24.277	166	210	14	2:35.672	1:47.722	119	24.512	212	23.438	168	212
7	1:46.985	50.288	117	24.794	210	31.903	51	210	15	1:39.252	49.397	121	25.751	165	24.104	169	165
8	3:55.842	3:01.454	108	28.054	176	26.334	164	176	16		49.357	120	24.679	213			213

Lap	Time	SE1	SP1	SE2	SP2	SE3	SP3	TSP	Lap	Time	SE1	SP1	SE2	SP2	SE3	SP3	TSP
8 Lautenschlager, DEU									theoretical besttime: 1:36.977								
1	2:33.336	1:40.522	111	27.517	186	25.297	163	186	9	1:38.374	49.890	115	24.698	212	23.786	170	212
2	1:42.100	52.722	115	25.001	211	24.377	165	211	10	1:37.495	49.388	117	24.388	213	23.719	169	213
3	1:39.607	51.033	119	24.606	213	23.968	169	213	11	1:37.518	49.491	117	24.496	213	23.531	169	213
4	1:38.696	50.019	114	24.700	214	23.977	169	214	12	1:37.263	49.327	120	24.301	213	23.635	170	213
5	1:39.065	50.355	117	24.730	213	23.980	169	213	13	1:43.115	49.465	119	24.403	215	29.247	53	215
6	1:39.132	50.413	115	24.683	214	24.036	170	214	14	3:41.454	2:53.370	119	24.413	212	23.671	170	212
7	1:46.910	50.484	117	24.794	213	31.632	55	213	15	1:37.868	49.443	118	24.372	213	24.053	170	213
8	3:31.775	2:42.637	115	24.994	211	24.144	168	211	16	1:37.088	49.145	119	24.335	214	23.608	169	214

Lap	Time	SE1	SP1	SE2	SP2	SE3	SP3	TSP	Lap	Time	SE1	SP1	SE2	SP2	SE3	SP3	TSP
10 Buri, FIN									theoretical besttime: 1:36.571								
1	2:15.513	1:23.565	112	26.627	194	25.321	163	194	9	1:42.289	49.543	119	24.276	219	28.470	60	219
2	1:41.204	52.573	117	24.754	217	23.877	172	217	10	4:46.840	3:58.184	120	24.554	216	24.102	173	216
3	1:37.634	49.657	121	24.536	216	23.441	174	216	11	1:37.387	49.462	116	24.343	217	23.582	173	217
4	1:36.963	49.319	120	24.172	220	23.472	173	220	12	1:38.354	49.525	119	24.312	218	24.517	173	218
5	1:36.950	49.130	121	24.365	217	23.455	172	217	13	1:37.598	49.359	121	24.579	216	23.660	173	216
6	1:37.027	49.187	118	24.494	217	23.346	173	217	14	1:46.328	49.205	117	24.396	219	32.727	57	219
7	1:36.848	49.053	121	24.209	218	23.586	173	218	15								
8	1:37.145	49.448	120	24.197	218	23.500	173	218									

Lap	Time	SE1	SP1	SE2	SP2	SE3	SP3	TSP	Lap	Time	SE1	SP1	SE2	SP2	SE3	SP3	TSP
11 Schmarl, AUT									theoretical besttime: 1:36.414								
1	2:13.921	1:10.325	115	28.610	157	34.986	57	157	9	3:27.733	2:34.527	113	28.108	165	25.098	173	165
2	4:03.203	3:09.347	116	28.996	171	24.860	171	171	10	1:38.279	50.187	121	24.312	218	23.780	174	218
3	1:39.075	50.628	121	24.458	216	23.989	171	216	11	1:37.387	49.602	121	24.365	218	23.420	173	218
4	1:38.513	50.325	121	24.491	215	23.697	172	215	12	1:37.360	48.928	122	24.228	212	24.204	172	212
5	1:37.831	49.854	121	24.323	218	23.654	173	218	13	1:43.562	53.714	119	26.155	195	23.693	176	195
6	1:37.705	49.467	122	24.608	217	23.630	174	217	14	1:36.947	49.390	120	24.167	218	23.390	176	218
7	1:37.579	49.628	122	24.254	217	23.697	176	217	15	1:37.194	49.470	124	24.237	219	23.487	174	219
8	1:47.740	49.810	120	24.690	217	33.240	58	217	16	1:37.462	49.091	122	24.096	220	24.275	164	220

Lap	Time	SE1	SP1	SE2	SP2	SE3	SP3	TSP	Lap	Time	SE1	SP1	SE2	SP2	SE3	SP3	TSP
13 Leuchter, DEU									theoretical besttime: 1:36.353								
1	2:07.159	1:13.320	111	27.509	172	26.330	164	172	9	1:42.372	49.534	118	24.526	216	28.312	64	216
2	1:49.420	53.039	115	26.170	208	30.211	58	208	10	3:40.709	2:52.074	116	24.989	210	23.646	170	210
3	3:48.066	2:59.444	117	24.815	213	23.807	169	213	11	1:36.797	49.170	117	24.278	214	23.349	170	214
4	1:38.163	49.731	122	24.549	214	23.883	169	214	12	1:36.512	48.726	117	24.293	215	23.493	171	215
5	1:37.871	49.704	120	24.544	215	23.623	171	215	13	1:41.472	51.749	110	26.148	208	23.575	170	208
6	1:37.862	49.596	118	24.560	216	23.706	170	216	14	1:41.338	49.608	118	25.138	191	26.592	158	191
7	1:38.079	49.936	120	24.644	214	23.499	170	214	15	1:49.586	53.699	115	25.743	200	30.144	62	200
8	1:37.856	49.713	120	24.642	214	23.501	171	214	16								



ADAC TCR Germany



Sector List Free Practice 2

Provisional

Reg. Nr.: 238/2016

Nürburgring, Length: 3629m

Air temperature: 17.84°C

Track temperature: 25.09°C

Weather condition: Dry

Friday, August 05, 2016 11:45:00

Lap	Time	SE1	SP1	SE2	SP2	SE3	SP3	TSP	Lap	Time	SE1	SP1	SE2	SP2	SE3	SP3	TSP
17 Preisig, CHE									theoretical besttime: 1:37.621								
1	2:34.660	1:36.491	113	31.140	133	27.029	153	133	9	4:28.144	3:38.911	117	24.829	220	24.404	174	220
2	1:45.693	54.858	117	25.594	191	25.241	174	191	10	1:47.014	50.053	116	28.198	154	28.763	172	154
3	1:39.265	50.774	119	24.662	222	23.829	175	222	11	1:39.420	50.751	119	24.601	221	24.068	174	221
4	1:40.922	50.952	114	25.697	215	24.273	175	215	12	1:38.554	50.221	119	24.396	222	23.937	176	222
5	1:38.767	50.417	118	24.561	220	23.789	175	220	13	1:37.905	49.670	116	24.457	221	23.778	174	221
6	1:38.222	49.857	119	24.380	221	23.985	174	221	14	1:38.169	49.970	120	24.447	221	23.752	174	221
7	1:39.097	50.313	117	24.565	220	24.219	174	220	15	1:38.114	49.727	120	24.423	221	23.964	174	221
8	1:50.196	50.144	118	24.799	210	35.253	46	210	16	1:37.931	49.517	119	24.352	221	24.062	174	221

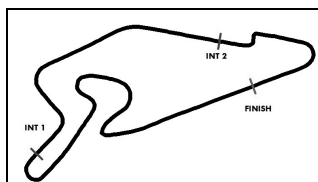
Lap	Time	SE1	SP1	SE2	SP2	SE3	SP3	TSP	Lap	Time	SE1	SP1	SE2	SP2	SE3	SP3	TSP
18 Jordan, DEU									theoretical besttime: 1:37.460								
1	2:08.352	1:13.822	112	28.034	157	26.496	144	157	8	1:38.219	49.826	119	24.925	213	23.468	170	213
2	1:43.107	52.225	116	26.423	209	24.459	171	209	9	1:47.413	51.220	115	24.779	211	31.414	46	211
3	1:43.911	53.830	97	26.431	216	23.650	171	216	10	3:28.272	2:40.333	118	24.404	213	23.535	170	213
4	1:38.715	50.455	117	24.211	216	24.049	169	216	11	1:39.872	51.089	77	25.119	217	23.664	171	217
5	1:53.675	50.705	119	25.263	194	37.707	40	194	12	1:55.668	49.781	118	25.294	191	40.593	40	191
6	5:12.523	4:24.490	116	24.494	214	23.539	171	214	13	2:50.898	2:02.847	117	24.455	213	23.596	170	213
7	1:37.738	49.826	112	24.348	216	23.564	171	216	14		49.944	116	34.674	107			107

Lap	Time	SE1	SP1	SE2	SP2	SE3	SP3	TSP	Lap	Time	SE1	SP1	SE2	SP2	SE3	SP3	TSP
20 Radermecker, BEL									theoretical besttime: 1:36.775								
1	2:30.620	1:34.202	104	29.347	155	27.071	149	155	8	1:37.097	49.190	118	24.458	214	23.449	171	214
2	1:49.648	56.103	113	27.284	163	26.261	157	163	9	1:37.020	49.221	121	24.301	216	23.498	171	216
3	1:48.266	58.728	98	25.551	212	23.987	172	212	10	1:47.713	49.534	121	24.520	215	33.659	44	215
4	1:37.694	49.581	120	24.306	216	23.807	172	216	11	7:44.560	6:55.996	116	24.787	213	23.777	170	213
5	1:37.277	49.411	119	24.307	215	23.559	172	215	12	1:37.514	49.515	122	24.417	214	23.582	170	214
6	1:46.219	57.858	118	24.575	214	23.786	171	214	13	1:37.332	49.318	117	24.467	213	23.547	170	213
7	1:37.123	49.025	120	24.325	214	23.773	170	214	14	1:37.379	49.312	116	24.412	216	23.655	170	216

Lap	Time	SE1	SP1	SE2	SP2	SE3	SP3	TSP	Lap	Time	SE1	SP1	SE2	SP2	SE3	SP3	TSP
22 Proczyk, AUT									theoretical besttime: 1:36.936								
4	3:04.076	2:05.457	409	26.944	204	28.675	462	204	7	1:43.702	49.461	119	24.508	213	29.733	48	213
1	4:46.602	3:55.905	111	26.126	210	24.571	168	210	8	5:13.543	4:24.813	118	24.905	212	23.825	169	212
2	1:39.957	51.350	120	24.892	211	23.715	168	211	9	1:37.935	49.535	120	24.669	213	23.731	169	213
3	1:38.437	50.058	121	24.761	212	23.618	168	212	10	1:44.250	50.705	117	24.766	213	28.779	51	213
4	1:37.440	49.549	120	24.347	213	23.544	169	213	11	3:34.861	2:46.624	120	24.659	214	23.578	170	214
5	1:37.926	49.565	119	24.550	212	23.811	169	212	12	1:37.479	49.505	120	24.504	215	23.470	169	215
6	1:36.971	49.124	120	24.342	213	23.505	170	213	13	1:37.680	49.462	122	24.586	214	23.632	170	214

Lap	Time	SE1	SP1	SE2	SP2	SE3	SP3	TSP	Lap	Time	SE1	SP1	SE2	SP2	SE3	SP3	TSP
23 Corthals, BEL									theoretical besttime: 1:37.476								
1	2:17.630	1:26.352	115	26.224	190	25.054	175	190	9	7:01.705	6:11.363	116	25.015	213	25.327	173	213
2	1:53.194	52.698	117	24.703	221	35.793	182	221	10	1:40.648	51.088	94	25.623	216	23.937	177	216
3	1:39.599	51.059	113	24.521	221	24.019	180	221	11	1:38.494	50.043	118	24.530	217	23.921	177	217
4	1:37.728	49.724	120	24.275	223	23.729	180	223	12	1:38.801	50.079	118	24.573	214	24.149	174	214
5	1:37.537	49.562	116	24.199	218	23.776	182	218	13	1:38.792	50.063	116	24.411	219	24.318	177	219
6	1:37.691	49.774	117	24.185	218	23.732	178	218	14	1:38.921	50.033	116	24.500	218	24.388	179	218
7	1:38.113	49.719	117	24.602	217	23.792	177	217	15	1:38.846	50.293	117	24.427	219	24.126	176	219
8	1:52.007	53.678	116	24.568	217	33.761	45	217									

Lap	Time	SE1	SP1	SE2	SP2	SE3	SP3	TSP	Lap	Time	SE1	SP1	SE2	SP2	SE3	SP3	TSP
24 Vila, ESP									theoretical besttime: 1:38.141								
1	2:40.428	1:47.515	109	26.938	210	25.975	171	210	9	1:38.546	50.126	117	24.616	218	23.804	171	218
2	1:41.879	52.920	118	24.850	219	24.109	174	219	10	1:38.686	50.177	118	24.497	218	24.012	171	218
3	1:38.577	50.275	120	24.546	220	23.756	173	220	11	1:38.805	50.040	118	24.578	218	24.187	171	218
4	1:39.082	50.257	120	24.872	216	23.953	171	216	12	1:38.898	50.228	117	24.614	217	24.056	172	217
5	1:38.228	49.888	120	24.537	216	23.803	170	216	13	1:48.011	51.435	110	25.960	203	30.616	57	203
6	1:38.709	50.208	119	24.617	216	23.884	171	216	14	4:18.299	3:29.413	116	24.759	220	24.127	173	220
7	1:38.549	50.122	118	24.516	217	23.911	170	217	15	1:38.888	50.284	118	24.593	220	24.011	173	220
8	1:38.557	50.181	121	24.502	217	23.874	172	217	16	1:38.946	50.247	118	24.545	219	24.154	174	219



ADAC TCR Germany



Sector List Free Practice 2

Provisional

Reg. Nr.: 238/2016

Nürburgring, Length: 3629m

Air temperature: 17.84°C

Track temperature: 25.09°C

Weather condition: Dry

Friday, August 05, 2016 11:45:00

Lap	Time	SE1	SP1	SE2	SP2	SE3	SP3	TSP	Lap	Time	SE1	SP1	SE2	SP2	SE3	SP3	TSP
28	Eberle, CHE								theoretical besttime: 1:37.825								
1	2:24.619	1:26.589	75	32.152	173	25.878	159	173	8	1:38.133	49.722	117	24.567	213	23.844	168	213
2	1:53.196	55.381	112	26.390	198	31.425	56	198	9	1:38.023	49.507	117	24.563	213	23.953	168	213
3	4:13.387	3:16.500	108	29.772	111	27.115	163	111	10	1:38.294	49.917	115	24.550	213	23.827	168	213
4	1:53.660	55.866	113	27.253	135	30.541	60	135	11	1:38.186	49.755	116	24.622	213	23.809	167	213
5	3:47.658	2:58.325	114	25.226	211	24.107	169	211	12	1:38.754	49.915	115	24.673	213	24.166	167	213
6	1:38.506	50.021	117	24.589	212	23.896	169	212	13		50.745	115	25.387	206			206
7	1:38.155	49.837	118	24.536	213	23.782	167	213									

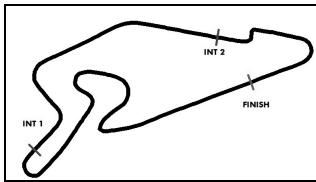
Lap	Time	SE1	SP1	SE2	SP2	SE3	SP3	TSP	Lap	Time	SE1	SP1	SE2	SP2	SE3	SP3	TSP
34	Schouten, NLD								theoretical besttime: 1:37.662								
1	2:03.551	1:11.874	113	26.591	197	25.086	167	197	10	1:37.994	49.567	117	24.726	213	23.701	169	213
2	1:41.737	52.131	117	25.526	210	24.080	169	210	11	1:38.155	49.679	118	24.632	213	23.844	168	213
3	1:39.266	50.757	118	24.680	213	23.829	169	213	12	1:39.010	49.727	118	25.383	211	23.900	169	211
4	1:39.587	50.328	119	25.401	210	23.858	168	210	13	1:38.386	49.969	118	24.690	212	23.727	167	212
5	1:37.724	49.453	119	24.508	213	23.763	169	213	14	1:47.986	59.077	118	25.089	213	23.820	168	213
6	1:43.685	49.714	116	24.594	213	29.377	60	213	15	1:38.516	49.861	115	24.850	212	23.805	169	212
7	3:43.385	2:54.916	117	24.644	212	23.825	169	212	16	1:38.600	49.911	117	24.754	213	23.935	169	213
8	1:38.250	49.573	118	24.707	212	23.970	170	212	17	1:38.509	49.766	118	24.781	213	23.962	169	213
9	1:38.261	49.864	118	24.670	213	23.727	170	213									

Lap	Time	SE1	SP1	SE2	SP2	SE3	SP3	TSP	Lap	Time	SE1	SP1	SE2	SP2	SE3	SP3	TSP
41	Kirsch, DEU								theoretical besttime: 1:36.979								
1	2:23.388	1:28.241	113	28.728	142	26.419	170	142	8	4:32.233	3:43.227	118	24.496	217	24.510	171	217
2	1:44.262	50.763	115	28.897	209	24.602	172	209	9	1:38.149	49.682	115	24.321	218	24.146	172	218
3	1:37.253	49.393	119	24.262	217	23.598	173	217	10	1:47.589	51.826	118	24.759	213	31.004	58	213
4	1:37.906	49.411	117	24.713	219	23.782	171	219	11	5:00.406	4:12.002	117	24.621	217	23.783	172	217
5	1:37.657	49.764	119	24.162	218	23.731	172	218	12	1:37.859	49.584	115	24.499	218	23.776	173	218
6	1:37.110	49.219	118	24.216	219	23.675	173	219	13	1:38.907	49.606	123	24.459	218	24.842	173	218
7	1:50.024	49.742	114	27.754	197	32.528	58	197	14	1:38.755	50.316	118	24.389	218	24.050	172	218

Lap	Time	SE1	SP1	SE2	SP2	SE3	SP3	TSP	Lap	Time	SE1	SP1	SE2	SP2	SE3	SP3	TSP
44	Mora, PRT								theoretical besttime: 1:36.430								
1	2:09.414	1:07.511	112	28.232	153	33.671	56	153	9	1:44.878	50.019	118	24.580	213	30.279	57	213
2	3:06.375	2:17.318	113	24.861	213	24.196	170	213	10	3:22.122	2:32.753	112	25.111	210	24.258	169	210
3	1:39.550	49.971	118	25.643	213	23.936	170	213	11	1:37.059	49.287	119	24.345	213	23.427	170	213
4	1:38.521	50.015	116	24.618	214	23.888	170	214	12	1:36.870	49.082	122	24.276	215	23.512	168	215
5	1:38.228	49.939	116	24.448	213	23.841	168	213	13	1:36.975	49.403	119	24.099	215	23.473	173	215
6	1:38.580	50.128	119	24.467	214	23.985	170	214	14	1:36.482	48.966	119	24.057	217	23.459	170	217
7	1:38.606	50.098	119	24.469	213	24.039	170	213	15	1:36.588	48.946	118	24.197	216	23.445	172	216
8	1:38.378	49.845	116	24.652	213	23.881	170	213	16	1:46.072	49.051	118	25.010	205	32.011	51	205

Lap	Time	SE1	SP1	SE2	SP2	SE3	SP3	TSP	Lap	Time	SE1	SP1	SE2	SP2	SE3	SP3	TSP
61	Dablander, AUT								theoretical besttime: 1:37.005								
1	2:10.497	1:17.343	113	27.392	189	25.762	161	189	8	1:37.958	50.058	122	24.467	213	23.433	169	213
2	1:42.745	52.195	114	25.700	208	24.850	170	208	9	1:46.126	50.432		24.792	202	30.902	51	202
3	1:38.807	50.449	122	24.616	214	23.742	170	214	10	4:48.513	3:56.680	112	27.600	211	24.233	169	211
4	1:38.185	49.893	121	24.535	214	23.757	170	214	11	1:37.804	49.976	117	24.442	215	23.386	170	215
5	1:39.506	51.362	118	24.457	215	23.687	169	215	12	1:37.486	49.648	115	24.361	215	23.477	170	215
6	1:46.469	49.881	119	24.399	216	32.189	53	216	13	1:37.523	49.678	119	24.451	215	23.394	169	215
7	4:42.631	3:54.186	119	24.661	213	23.784	169	213	14	1:37.102	49.258	118	24.443	214	23.401	170	214

Lap	Time	SE1	SP1	SE2	SP2	SE3	SP3	TSP	Lap	Time	SE1	SP1	SE2	SP2	SE3	SP3	TSP
66	Jost, CHE								theoretical besttime: 1:37.851								
1	2:12.885	1:19.254	110	27.428	175	26.203	160	175	9	1:46.767	51.120	117	24.496	216	31.151	58	216
2	1:46.754	51.897	109	24.996	215	29.861	59	215	10	3:51.346	3:02.158	105	25.333	215	23.855	171	215
3	3:27.068	2:37.856	117	25.011	214	24.201	170	214	11	1:38.264	49.722	119	24.466	216	24.076	168	216
4	1:41.349	52.719	114	24.716	216	23.914	170	216	12	1:38.278	49.996	118	24.491	215	23.791	173	215
5	1:38.170	49.787	118	24.681	216	23.702	171	216	13	1:38.064	49.706	117	24.479	218	23.879	171	218
6	1:38.156	49.837	121	24.557	216	23.762	171	216	14	1:38.643	50.165	115	24.450	218	24.028	171	218
7	1:38.294	49.841	117	24.551	216	23.902	172	216	15	1:39.648	51.321	121	24.461	216	23.866	170	216
8	1:38.300	49.699	118	24.576	216	24.025	171	216	16	1:39.336	50.051	118	24.511	218	24.774	170	218



ADAC TCR Germany



Sector List Free Practice 2

Provisional

Reg. Nr.: 238/2016

Friday, August 05, 2016 11:45:00

Nürburgring, Length: 3629m

Air temperature: 17.84°C

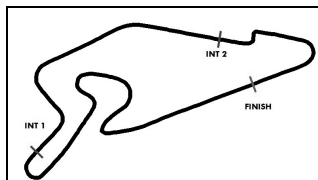
Track temperature: 25.09°C

Weather condition: Dry

Lap	Time	SE1	SP1	SE2	SP2	SE3	SP3	TSP	Lap	Time	SE1	SP1	SE2	SP2	SE3	SP3	TSP
68 Kankkunen, FIN									theoretical besttime: 1:38.288								
1	2:16.673	1:24.564	114	26.522	190	25.587	160	190	10	1:39.233	50.141	121	24.649	212	24.443	170	212
2	1:42.234	52.664	117	25.107	207	24.463	164	207	11	1:38.917	50.275	115	24.453	214	24.189	170	214
3	1:40.367	50.842	118	24.955	211	24.570	170	211	12	1:47.883	50.478	120	24.690	190	32.715	54	190
4	1:39.406	50.454	120	24.476	215	24.476	169	215	13	3:22.734	2:33.992	117	24.511	215	24.231	170	215
5	1:39.469	50.202	118	24.469	214	24.798	170	214	14	1:39.918	50.744	121	24.619	214	24.555	169	214
6	1:38.535	50.049	119	24.473	214	24.013	168	214	15	1:39.462	50.320	116	24.685	215	24.457	170	215
7	1:41.083	51.626	118	25.039	211	24.418	169	211	16	1:50.097	51.032	118	26.778	206	32.287		206
8	1:38.425	49.822	119	24.460	214	24.143	170	214	17								
9	1:39.026	50.211	118	24.603	213	24.212	168	213									

Lap	Time	SE1	SP1	SE2	SP2	SE3	SP3	TSP	Lap	Time	SE1	SP1	SE2	SP2	SE3	SP3	TSP
88 Fugel, DEU									theoretical besttime: 1:38.158								
1	2:31.388	1:34.853	113	29.871	135	26.664	152	135	9	1:48.027	50.034	118	25.739	196	32.254	58	196
2	1:47.444	56.064	112	26.810	206	24.570	171	206	10	4:17.022	3:28.313	119	24.585	217	24.124	173	217
3	1:39.781	50.950	118	24.893	217	23.938	172	217	11	1:38.673	50.090	116	24.574	216	24.009	173	216
4	1:42.772	51.422	113	27.081	217	24.269	173	217	12	1:40.872	50.274	117	24.884	217	25.714	173	217
5	1:39.245	50.322	117	24.571	219	24.352	173	219	13	1:39.924	50.916	112	24.894	217	24.114	173	217
6	1:39.078	50.817	116	24.484	219	23.777	173	219	14	1:39.690	50.620	117	24.752	218	24.318	172	218
7	1:39.780	49.897	117	24.872	199	25.011	173	199	15	1:41.086	52.362	118	24.625	219	24.099	173	219
8	1:38.889	50.229	118	24.593	220	24.067	174	220	16	1:39.909	50.688	120	25.026	218	24.195	174	218

Lap	Time	SE1	SP1	SE2	SP2	SE3	SP3	TSP	Lap	Time	SE1	SP1	SE2	SP2	SE3	SP3	TSP
99 Files, GBR									theoretical besttime: 1:37.455								
1	1:55.513	1:04.173	113	26.426	206	24.914	172	206	7	1:37.893	49.791	118	24.390	219	23.712	173	219
2	1:38.593	50.318	117	24.548	216	23.727	172	216	8	1:37.586	49.636	117	24.366	219	23.584	173	219
3	1:37.712	49.679	119	24.466	216	23.567	172	216	9	1:45.157	49.885	118	24.515	217	30.757	58	217
4	1:37.978	49.853	119	24.529	216	23.596	173	216	10	3:58.440	3:10.225	118	24.538	217	23.677	173	217
5	1:44.565	49.785	119	24.600	218	30.180	58	218	11	1:38.756	50.320	117	24.681	217	23.755	172	217
6	3:51.669	3:03.711	120	24.505	218	23.453	173	218	12		51.049	113	24.801	217			217



ADAC TCR Germany

Top speed list Free Practice 2



Provisional

Reg. Nr.: 238/2016

Friday, August 05, 2016 11:45:00

Nürburgring, Length: 3629m

Air temperature: 17.84°C

Track temperature: 25.09°C

Weather condition: Dry

#	Name (NAT)	Sponsor	Car name	Speed	Lap	Race time
23	Pierre Yves Corthals (BEL)		Opel Astra TCR	223.14	4	7:04.422
17	Jasmin Preisig (CHE)		Opel Astra TCR	222.22	3	5:35.789
24	Jordi Oriola Vila (ESP)		Opel Astra TCR	220.85	3	5:37.128
11	Jürgen Schmarl (AUT)		Honda Civic TCR	220.85	16	30:47.216
10	Antti Buri (FIN)		SEAT Leon TCR V2	220.40	4	6:47.842
88	Dominik Fugel (DEU)		Honda Civic TCR	220.40	8	13:54.310
41	Steve Kirsch (DEU)		Honda Civic TCR	219.51	6	10:13.901
99	Josh Files (GBR)		Honda Civic TCR	219.51	7	13:40.211
66	Ronny Jost (CHE)		SEAT Leon TCR V2	218.62	13	25:49.816
18	Kai Jordan (DEU)		VW Golf GTI TCR	217.30	11	24:08.133
44	Francisco Mora (PRT)		SEAT Leon TCR V2	217.30	14	26:18.579
13	Benjamin Leuchter (DEU)		VW Golf GTI TCR	216.43	6	12:14.835
20	Vincent Radermecker (BEL)		VW Golf GTI TCR	216.43	9	15:37.466
4	Niklas Mackschin (DEU)		VW Golf GTI TCR	216.43	14	27:28.939
61	Mario Dablander (AUT)		SEAT Leon TCR V2	216.00	6	10:04.020
68	Niko Kankkunen (FIN)		SEAT Leon TCR V2	215.56	4	6:54.204
8	Tom Lautenschlager (DEU)		VW Golf GTI TCR	215.13	13	23:55.139
22	Harald Proczyk (AUT)		SEAT Leon TCR V2	215.13	12	28:05.633
34	Bas Schouten (NLD)		SEAT Leon TCR V2	213.86	5	8:18.102
28	Pascal Eberle (CHE)		SEAT Leon TCR V2	213.86	8	18:43.470
7	Mike Halder (DEU)		SEAT Leon TCR V1	213.01	10	18:56.536