

# ADAC TCR Germany

## Result List Free Practice 1



Provisional

Reg. Nr.: 238/2016

Friday, August 05, 2016 9:40:00

Nürburgring, Length: 3629m

Air temperature: 13.92°C

Track temperature: 17.67°C

Weather condition: Dry

started : 21      classified : 21      not classified : 0

	Nr. Drivers	Sponsor	Lap	Best Time	Gap	Diff	Kph	Day Time
	Cl. Car	Competitor						
1	99 <b>J.Files(GBR)</b> Honda Civic TCR	Target SRL	8	<b>1:36.090</b>			135.9	9:57:26
2	10 <b>A.Buri(FIN)</b> SEAT Leon TCR V2	LMS Racing	9	<b>1:36.583</b>	0.493	0.493	135.2	9:59:18
3	41 <b>S.Kirsch(DEU)</b> Honda Civic TCR	ADAC Sachsen e.V.	7	<b>1:36.899</b>	0.809	0.316	134.8	9:56:13
4	23 <b>P.Corthals(BEL)</b> Opel Astra TCR	Le Pirron	10	<b>1:36.964</b>	0.874	0.065	134.7	10:07:10
5	20 <b>V.Radermecker(BEL)</b> VW Golf GTI TCR	Milo Racing	13	<b>1:37.181</b>	1.091	0.217	134.4	10:09:53
6	44 <b>F.Mora(PRT)</b> SEAT Leon TCR V2	Target SRL	11	<b>1:37.462</b>	1.372	0.281	134.0	10:04:22
7	24 <b>J.Vila(ESP)</b> Opel Astra TCR	Le Pirron	9	<b>1:37.585</b>	1.495	0.123	133.8	10:03:33
8	22 <b>H.Proczyk(AUT)</b> SEAT Leon TCR V2	HP Racing	13	<b>1:37.628</b>	1.538	0.043	133.8	10:10:27
9	28 <b>P.Eberle(CHE)</b> SEAT Leon TCR V2	STEIBEL MOTORSPORT	7	<b>1:37.782</b>	1.692	0.154	133.6	9:56:23
10	8 <b>T.Lautenschlager(DEU)</b> J VW Golf GTI TCR	Liqui Moly Team Engstler	11	<b>1:37.800</b>	1.710	0.018	133.5	10:05:21
11	34 <b>B.Schouten(NLD)</b> SEAT Leon TCR V2	Bas Koeten Racing	8	<b>1:37.841</b>	1.751	0.041	133.5	9:57:54
12	4 <b>N.Mackschin(DEU)</b> VW Golf GTI TCR	Liqui Moly Team Engstler	11	<b>1:37.855</b>	1.765	0.014	133.5	10:05:36
13	7 <b>M.Halder(DEU)</b> SEAT Leon TCR V1	Liqui Moly Team Engstler	10	<b>1:37.885</b>	1.795	0.030	133.4	10:01:27
14	61 <b>M.Dablender(AUT)</b> SEAT Leon TCR V2	SEAT AUSTRIA	12	<b>1:37.904</b>	1.814	0.019	133.4	10:08:24
15	18 <b>K.Jordan(DEU)</b> VW Golf GTI TCR	H&R Spezialfedern	8	<b>1:38.138</b>	2.048	0.234	133.1	9:57:33
16	88 <b>D.Fugel(DEU)</b> J Honda Civic TCR	ADAC Sachsen e.V.	9	<b>1:38.148</b>	2.058	0.010	133.1	9:59:46
17	13 <b>B.Leuchter(DEU)</b> VW Golf GTI TCR	racing one	6	<b>1:38.241</b>	2.151	0.093	132.9	9:54:23
18	66 <b>R.Jost(CHE)</b> SEAT Leon TCR V2	TOPCAR Sport	9	<b>1:38.457</b>	2.367	0.216	132.6	9:59:22
19	11 <b>J.Schmarl(AUT)</b> Honda Civic TCR	Target SRL	8	<b>1:38.510</b>	2.420	0.053	132.6	10:07:33
20	68 <b>N.Kankkunen(FIN)</b> J SEAT Leon TCR V2	LMS Racing	9	<b>1:39.217</b>	3.127	0.707	131.6	10:00:16
21	17 <b>J.Preisig(CHE)</b> Opel Astra TCR	Lubner Motorsport	7	<b>1:40.952</b>	4.862	1.735	129.4	9:57:24

Subject to final scrutineering!

Publications Time:

Clerk of the course:

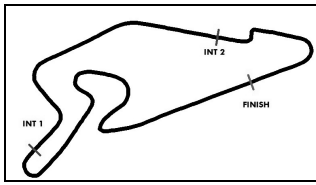
Time Keeping:

ver: 1.0

[www.adac.de/motorsport](http://www.adac.de/motorsport)

Page 1/ 1 printed: 5.8.2016 10:14

**CERTINA**  
S W I S S W A T C H E S



# ADAC TCR Germany



## Sector List Free Practice 1

Provisional

Reg. Nr.: 238/2016

Nürburgring, Length: 3629m

Air temperature: 13.84°C

Track temperature: 17.32°C

Weather condition: Dry

Friday, August 05, 2016 9:40:00

Lap	Time	SE1	SP1	SE2	SP2	SE3	SP3	TSP	Lap	Time	SE1	SP1	SE2	SP2	SE3	SP3	TSP
<b>4 Mackschin, DEU</b>									<b>theoretical besttime: 1:37.661</b>								
1	3:30.176	1:50.763	102	41.828	89	57.585	30	89	8	1:44.407	<b>49.604</b>	<b>116</b>	24.637	213	30.166	52	213
2	4:05.404	3:12.026	112	27.189	197	26.189	164	197	9	4:25.868	3:37.195	119	24.692	212	23.981	170	212
3	1:58.974	1:08.388	113	26.111	212	24.475	170	212	10	1:37.996	49.700	117	24.510	216	23.786	172	216
4	1:40.365	51.308	119	24.883	<b>216</b>	24.174	<b>172</b>	<b>216</b>	11	<b>1:37.855</b>	49.714	118	<b>24.435</b>	<b>216</b>	23.706	170	216
5	1:38.613	50.425	119	24.494	215	23.694	172	215	12	1:37.999	49.747	117	24.600	215	23.652	171	215
6	1:38.004	49.802	118	24.533	214	23.669	171	214	13	1:37.950	49.712	120	24.525	215	23.713	171	215
7	1:38.105	49.953	115	24.530	214	<b>23.622</b>	171	214	14		1:00.475	52					

<b>7 Halder, DEU</b>									<b>theoretical besttime: 1:37.839</b>								
1	3:38.458	2:00.787	84	39.366	85	58.305	27	85	9	1:38.142	49.947	118	24.567	213	23.628	169	<b>213</b>
2	3:56.664	3:02.868	107	27.382	198	26.414	156	198	10	<b>1:37.885</b>	<b>49.767</b>	<b>118</b>	24.597	211	<b>23.521</b>	<b>168</b>	211
3	1:53.217	1:00.048	110	27.320	158	25.849	164	158	11	1:44.428	49.786	119	24.734	211	29.908	49	211
4	1:45.515	53.578	114	26.713	191	25.224	156	191	12	2:40.875	1:51.906	117	25.081	211	23.888	167	211
5	1:54.373	1:00.547	107	26.772	176	27.054	158	176	13	1:42.405	51.388	115	26.779	211	24.238	169	211
6	1:44.842	55.721	113	25.077	210	24.044	167	210	14	1:38.638	50.263	119	<b>24.551</b>	<b>211</b>	23.824	168	211
7	1:39.058	50.704	116	24.662	211	23.692	<b>169</b>	211	15	1:45.176	50.002	117	25.526	205	29.648	48	205
8	1:38.310	50.167	118	24.581	211	23.562	168	211									

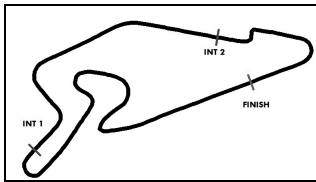
<b>8 Lautenschlager, DEU</b>									<b>theoretical besttime: 1:37.521</b>								
1	3:27.425	1:48.086	109	39.022	94	1:00.317	34	94	8	1:45.270	49.806	116	24.577	213	30.887	55	213
2	4:39.868	3:44.279	114	28.931	185	26.658	168	185	9	3:52.563	3:04.243	116	24.579	213	23.741	170	213
3	1:46.518	54.304	117	27.359	206	24.855	169	206	10	1:37.867	49.982	117	24.416	215	<b>23.469</b>	<b>170</b>	215
4	1:39.691	51.062	118	24.748	<b>215</b>	23.881	<b>171</b>	<b>215</b>	11	<b>1:37.800</b>	<b>49.698</b>	<b>118</b>	24.399	214	23.703	170	214
5	1:38.016	49.915	<b>119</b>	24.504	214	23.597	171	214	12	1:38.032	49.887	118	24.478	213	23.667	170	213
6	1:38.312	50.229	114	<b>24.354</b>	215	23.729	170	215	13	1:37.914	49.706	118	24.569	213	23.639	171	213
7	1:37.966	49.761	115	24.561	213	23.644	171	213	14	1:38.177	50.069	118	24.460	213	23.648	170	213

<b>10 Buri, FIN</b>									<b>theoretical besttime: 1:36.525</b>								
1	3:04.824	1:30.033	104	37.949	93	56.842	34	93	7	1:37.389	49.352	120	24.344	219	23.693	173	219
2	4:43.639	3:52.621	115	25.582	213	25.436	171	213	8	1:37.638	49.738	117	24.335	219	23.565	174	219
3	1:41.926	52.171	117	24.953	214	24.802	171	214	9	<b>1:36.583</b>	49.071	121	24.200	219	<b>23.312</b>	<b>174</b>	219
4	1:40.823	51.968	117	25.112	216	23.743	<b>174</b>	216	10	1:36.753	49.180	117	<b>24.171</b>	<b>218</b>	23.402	174	218
5	1:38.020	50.439	117	24.174	219	23.407	174	219	11	1:43.683	<b>49.042</b>	<b>120</b>	24.184	218	30.457	59	218
6	1:37.113	49.275	117	24.329	<b>219</b>	23.509	174	<b>219</b>	12								

<b>11 Schmarl, AUT</b>									<b>theoretical besttime: 1:38.370</b>								
1	2:45.571	1:19.486	98	39.005	96	47.080	57	96	6	1:40.805	51.291	116	24.939	213	24.575	170	213
2	5:24.966	4:13.936	100	34.147	133	36.883	57	133	7	1:39.114	50.360	118	<b>24.539</b>	<b>215</b>	24.215	176	<b>215</b>
3	3:55.316	2:59.091	106	30.145	160	26.080	171	160	8	<b>1:38.510</b>	<b>49.971</b>	<b>118</b>	24.679	214	<b>23.860</b>	<b>176</b>	214
4	1:56.240	52.284	103	28.341	196	35.615	58	196	9	2:08.410	1:00.193	105	29.161	146	39.056	52	146
5	8:32.456	7:31.746	97	33.368	148	27.342	168	148									

<b>13 Leuchter, DEU</b>									<b>theoretical besttime: 1:37.829</b>								
1	2:19.919	1:10.452	110	30.280	134	39.187	51	134	7	1:38.420	49.810	117	24.578	214	24.032	169	214
2	5:16.100	4:24.263	109	26.318	205	25.519	169	205	8	1:46.958	51.605	116	24.655	213	30.698	57	213
3	1:48.558	57.315	116	25.706	208	25.537	169	208	9	4:41.404	3:52.382	115	25.213	203	23.809	170	203
4	1:39.158	50.779	114	24.682	<b>215</b>	<b>23.697</b>	170	<b>215</b>	10	1:38.413	49.913	118	24.702	214	23.798	169	214
5	1:40.484	50.044	<b>119</b>	24.730	213	25.710	<b>172</b>	213	11	1:40.145	51.186	114	24.823	213	24.136	168	213
6	<b>1:38.241</b>	<b>49.588</b>	118	<b>24.544</b>	214	24.109	170	214	12	1:45.990	50.368	113	24.922	213	30.700	50	213

<b>17 Preisig, CHE</b>									<b>theoretical besttime: 1:40.952</b>								
1	3:35.766	1:54.448	94	41.273	97	1:00.045	29	97	6	1:41.962	51.761	119	25.328	218	24.873	174	218
2	5:02.207	3:55.653	103	35.740	119	30.814	150	119	7	<b>1:40.952</b>	<b>51.480</b>	<b>118</b>	<b>25.061</b>	<b>219</b>	<b>24.411</b>	<b>174</b>	<b>219</b>
3	1:53.676	59.981	111	27.236	204	26.459	174	204	8	2:01.727	55.275	112	27.395	178	39.057	46	178
4	1:44.713	53.512	118	25.755	219	25.446	174	219	9	14:49.927							
5	1:44.038	53.075	113	25.790	219	25.173	<b>175</b>	219									



# ADAC TCR Germany



## Sector List Free Practice 1

Provisional

Nürburgring, Length: 3629m

Air temperature: 13.84°C

Track temperature: 17.32°C

Weather condition: Dry

Reg. Nr.: 238/2016

Friday, August 05, 2016 9:40:00

Lap	Time	SE1	SP1	SE2	SP2	SE3	SP3	TSP	Lap	Time	SE1	SP1	SE2	SP2	SE3	SP3	TSP						
<b>18</b>		<b>Jordan, DEU</b>																<b>theoretical besttime: 1:37.902</b>					
1	2:57.175	1:22.409	100	42.450	98	52.316	40	98	8	<b>1:38.138</b>	<b>49.757</b>	<b>115</b>	24.582	214	<b>23.799</b>	<b>172</b>	214						
2	4:40.569	3:48.827	109	26.401	195	25.341	169	195	9	1:54.223	51.905	108	25.434	205	36.884	43	205						
3	1:42.557	52.441	110	25.727	210	24.389	171	210	10	5:36.156	4:47.200	118	24.913	214	24.043	170	214						
4	1:39.435	50.963	115	24.668	216	23.804	172	216	11	1:38.995	50.157	116	24.599	215	24.239	171	215						
5	1:38.737	50.418	<b>118</b>	24.518	216	23.801	170	216	12	1:39.182	49.783	113	24.493	215	24.906	170	215						
6	1:38.378	49.843	115	<b>24.346</b>	<b>217</b>	24.189	<b>172</b>	<b>217</b>	13	1:38.629	49.940	114	24.555	214	24.134	169	214						
7	1:38.310	49.784	112	24.461	216	24.065	170	216	14	1:38.702	50.246	112	24.587	215	23.869	170	215						

<b>20</b>		<b>Radermecker, BEL</b>																<b>theoretical besttime: 1:36.794</b>					
1	3:12.362	1:34.089	92	39.410	94	58.863	30	94	8	1:47.336	49.943	117	24.542	215	32.851	52	215						
2	4:42.606	3:49.773	110	27.442	200	25.391	170	200	9	5:26.567	4:37.851	118	24.758	211	23.958	170	211						
3	1:42.390	52.505	115	25.626	215	24.259	170	215	10	1:37.304	49.350	119	24.467	213	23.487	171	213						
4	1:40.050	51.047	116	24.744	<b>219</b>	24.259	<b>173</b>	<b>219</b>	11	1:37.232	<b>49.083</b>	<b>120</b>	24.405	213	23.744	171	213						
5	1:38.090	49.811	120	24.608	214	23.671	173	214	12	1:37.193	49.255	119	24.396	213	23.542	171	213						
6	1:37.421	49.591	116	24.341	216	23.489	171	216	13	<b>1:37.181</b>	49.215	120	24.273	213	23.693	171	213						
7	1:37.522	49.544	116	<b>24.254</b>	215	23.724	171	215	14	1:37.260	49.304	118	24.499	213	<b>23.457</b>	<b>171</b>	213						

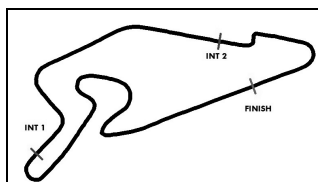
<b>22</b>		<b>Proczyk, AUT</b>																<b>theoretical besttime: 1:37.426</b>					
1	7:29.153	6:35.879	113	27.448	202	25.826	166	202	8	1:37.834	49.788	116	24.627	213	23.419	170	213						
2	1:42.512	52.519	120	25.637	210	24.356	168	210	9	1:37.773	49.800	120	24.588	213	<b>23.385</b>	<b>169</b>	<b>213</b>						
3	1:40.038	50.987	120	25.307	211	23.744	169	211	10	1:38.048	49.739	120	24.685	213	23.624	169	213						
4	1:38.101	49.716	<b>120</b>	24.899	213	23.486	<b>170</b>	213	11	1:38.005	49.704	119	24.744	212	23.557	170	212						
5	1:38.040	49.830	119	24.675	213	23.535	170	213	12	1:43.572	51.533	112	27.153	204	24.886	168	204						
6	1:45.901	50.177	120	24.888	212	30.836	41	212	13	<b>1:37.628</b>	<b>49.592</b>	<b>119</b>	<b>24.449</b>	<b>213</b>	23.587	170	213						
7	4:40.423	3:51.802	120	24.894	210	23.727	169	210															

<b>23</b>		<b>Corthals, BEL</b>																<b>theoretical besttime: 1:36.841</b>					
1	3:24.657	1:46.157	85	39.980	100	58.520	32	100	7	7:07.113	6:18.214	113	24.890	217	24.009	179	217						
2	4:39.627	3:43.740	109	29.164	173	26.723	165	173	8	1:38.366	50.395	119	24.307	219	23.664	179	219						
3	1:50.266	54.648	111	28.777	179	26.841	159	179	9	1:37.244	49.510	115	24.239	218	<b>23.495</b>	<b>182</b>	218						
4	1:42.143	52.908	114	24.844	<b>224</b>	24.391	180	<b>224</b>	10	<b>1:36.964</b>	49.251	119	<b>24.174</b>	<b>222</b>	23.539	179	222						
5	1:39.310	50.522	111	25.070	217	23.718	<b>182</b>	217	11	1:37.208	<b>49.172</b>	<b>120</b>	24.192	220	23.844	179	220						
6	1:53.853	51.359	110	26.612	156	35.882	59	156	12	1:37.578	49.548	117	24.297	221	23.733	179	221						

<b>24</b>		<b>Vila, ESP</b>																<b>theoretical besttime: 1:37.360</b>					
1	3:14.266	1:37.685	103	37.087	99	59.494	28	99	8	1:38.265	49.927	119	24.407	219	23.931	173	219						
2	4:50.451	3:54.542	117	29.149	177	26.760	168	177	9	<b>1:37.585</b>	49.595	121	24.391	218	<b>23.599</b>	<b>172</b>	218						
3	1:40.110	51.248	119	24.837	219	24.025	<b>174</b>	219	10	1:37.634	<b>49.459</b>	<b>120</b>	24.373	217	23.802	172	217						
4	1:38.514	50.212	119	24.506	<b>220</b>	23.796	174	<b>220</b>	11	1:37.969	49.801	121	24.434	219	23.734	173	219						
5	1:37.734	49.785	<b>121</b>	<b>24.302</b>	219	23.647	173	219	12	1:37.872	49.557	120	24.412	218	23.903	172	218						
6	1:45.765	51.369	120	24.881	218	29.515	57	218	13	1:38.209	49.963	119	24.407	218	23.839	172	218						
7	5:30.453	4:41.545	117	24.813	218	24.095	174	218															

<b>28</b>		<b>Eberle, CHE</b>																<b>theoretical besttime: 1:37.588</b>					
1	3:21.527	1:39.862	79	42.509	72	59.156	26	72	7	<b>1:37.782</b>	49.751	114	<b>24.422</b>	<b>212</b>	<b>23.609</b>	<b>169</b>	212						
2	4:46.654	3:43.633	101	36.832	93	26.189	167	93	8	1:37.874	<b>49.557</b>	<b>118</b>	24.577	211	23.740	168	211						
3	1:41.230	51.836	116	25.356	211	24.038	<b>169</b>	211	9	1:46.047	51.790	117	24.918	213	29.339	51	<b>213</b>						
4	1:39.267	50.796	117	24.722	212	23.749	167	212	10	4:51.803	3:56.718	104	29.269	185	25.816	162	185						
5	1:38.760	49.838	116	24.968	211	23.954	167	211	11	1:50.973	53.514	110	27.347	190	30.112	56	190						
6	1:37.830	49.649	117	24.532	211	23.649	168	211	12	3:50.286	3:00.568	117	25.311	211	24.407	168	211						

<b>34</b>		<b>Schouten, NLD</b>																<b>theoretical besttime: 1:37.678</b>					
1	2:21.736	1:12.567	107	30.651	144	38.518	57	144	8	<b>1:37.841</b>	49.545	118	24.589	212	<b>23.707</b>	<b>169</b>	212						
2	5:29.032	4:36.638	113	26.758	203	25.636	158	203	9	1:42.852	49.689	118	<b>24.580</b>	<b>212</b>	28.583	58	212						
3	1:45.088	54.076	115	26.177	209	24.835	169	209	10	4:19.661	3:31.274	116	24.663	212	23.724	168	212						
4	1:42.338	51.650	113	25.444	210	25.244	<b>170</b>	210	11	1:38.059	49.613	117	24.617	213	23.829	169	213						
5	1:39.878	50.791	116	24.964	211	24.123	168	211	12	1:38.248	49.734	120	24.737	211	23.777	169	211						
6	1:39.639	51.017	117	24.697	<b>214</b>	23.925	170	<b>214</b>	13	1:37.914	<b>49.391</b>	<b>118</b>	24.727	213	23.796	170	213						
7	1:38.429	49.961	118	24.694	212	23.774	169	212	14	1:38.160	49.513	118	24.697	211	23.950	169	211						



# ADAC TCR Germany



## Sector List Free Practice 1

Provisional

Reg. Nr.: 238/2016

Nürburgring, Length: 3629m

Air temperature: 13.84°C

Track temperature: 17.32°C

Weather condition: Dry

Friday, August 05, 2016 9:40:00

Lap	Time	SE1	SP1	SE2	SP2	SE3	SP3	TSP	Lap	Time	SE1	SP1	SE2	SP2	SE3	SP3	TSP
-----	------	-----	-----	-----	-----	-----	-----	-----	-----	------	-----	-----	-----	-----	-----	-----	-----

### 41 Kirsch, DEU

theoretical besttime: 1:36.569

1	3:16.495	1:36.991	76	39.287	110	1:00.217	28	110	8	1:50.221	54.732	118	25.208	213	30.281	59	213
2	4:45.769	3:51.153	114	28.786	194	25.830	170	194	9	3:56.562	3:05.875	116	27.118	206	23.569	172	206
3	1:40.843	52.108	117	24.957	216	23.778	173	216	10	1:37.489	49.729	116	24.271	219	23.489	173	219
4	1:38.214	50.140	<b>121</b>	24.547	219	23.527	174	219	11	1:36.967	49.339	116	24.308	219	<b>23.320</b>	<b>172</b>	219
5	1:37.437	49.415	119	24.268	220	23.754	169	220	12	1:45.200	50.163	109	25.743	209	29.294	59	209
6	1:37.355	49.725	119	<b>24.018</b>	<b>221</b>	23.612	<b>174</b>	<b>221</b>	13	2:35.602	1:30.352	100	30.841	166	34.409	57	166
7	<b>1:36.899</b>	<b>49.231</b>	120	24.171	220	23.497	174	220	14		1:33.016	104	33.429	137			137

### 44 Mora, PRT

theoretical besttime: 1:37.415

1	2:25.087	1:13.749	111	30.868	137	40.470	48	137	8	1:37.820	49.488	118	24.493	215	23.839	170	215
2	5:27.169	4:26.412	108	28.298	158	32.459	59	158	9	1:37.822	49.672	118	24.451	213	23.699	171	213
3	3:22.052	2:31.952	116	25.569	211	24.531	169	211	10	1:37.505	49.537	118	<b>24.327</b>	<b>215</b>	23.641	170	215
4	1:42.475	51.854	116	25.813	155	24.808	171	155	11	<b>1:37.462</b>	<b>49.454</b>	<b>119</b>	24.374	213	<b>23.634</b>	<b>171</b>	213
5	1:38.358	49.942	116	24.563	<b>215</b>	23.853	171	<b>215</b>	12	1:47.901	58.917	118	24.869	215	24.115	171	215
6	1:38.621	49.617	115	24.698	201	24.306	172	201	13	1:37.857	49.635	116	24.461	213	23.761	172	213
7	1:37.849	49.749	117	24.444	214	23.656	171	214	14	1:55.371	50.016	115	25.604	149	39.751	49	149

### 61 Dablander, AUT

theoretical besttime: 1:37.716

1	3:01.924	1:24.689	108	41.121	102	56.114	37	102	8	1:51.763	54.713	114	25.781	206	31.269	51	206
2	4:39.234	3:47.630	109	26.602	201	25.002	166	201	9	5:36.229	4:47.157	117	24.925	212	24.147	170	212
3	1:44.950	53.061	113	26.345	190	25.544	167	190	10	1:38.514	50.197	118	24.583	214	23.734	170	214
4	1:39.348	50.715	117	24.772	216	23.861	<b>170</b>	216	11	1:38.419	49.997	116	24.690	215	23.732	170	215
5	1:38.556	49.808	117	24.547	216	24.201	169	216	12	<b>1:37.904</b>	49.783	115	24.585	215	<b>23.536</b>	<b>170</b>	215
6	1:39.002	50.588	118	24.559	216	23.855	170	216	13	1:38.011	<b>49.748</b>	<b>116</b>	24.553	215	23.710	170	215
7	1:38.085	49.994	116	<b>24.432</b>	<b>216</b>	23.659	170	<b>216</b>									

### 66 Jost, CHE

theoretical besttime: 1:38.423

1	3:06.668	1:30.655	107	39.326	105	56.687	33	105	8	1:40.101	51.460	116	24.654	216	23.987	171	216
2	4:32.807	3:40.544	110	26.664	210	25.599	167	210	9	<b>1:38.457</b>	<b>49.890</b>	<b>118</b>	<b>24.639</b>	<b>216</b>	23.928	170	216
3	1:42.153	52.529	114	25.338	214	24.286	171	214	10	1:38.764	50.014	118	24.744	214	24.006	172	214
4	1:40.420	51.481	114	24.904	<b>217</b>	24.035	171	<b>217</b>	11	1:46.130	50.294	116	24.872	198	30.964	59	198
5	1:43.342	50.595	118	28.359	203	24.388	171	203	12	3:59.212	3:00.957	113	29.026	201	29.229	135	201
6	1:39.112	50.316	118	24.763	215	24.033	<b>172</b>	215	13	1:53.707	55.446	108	26.774	201	31.487	58	201
7	1:38.640	50.046	117	24.700	216	<b>23.894</b>	172	216	14		4:25.540	107	28.111	188			188

### 68 Kankkunen, FIN

theoretical besttime: 1:38.954

1	3:08.909	1:32.099	108	39.347	113	57.463	33	113	7	1:45.334	53.510	118	26.154	191	25.670	170	191
2	5:02.609	3:57.674	102	37.923	118	27.012	166	118	8	1:39.566	50.499	117	24.685	216	24.382	171	216
3	1:48.657	56.086	114	27.038	179	25.533	164	179	9	<b>1:39.217</b>	<b>50.087</b>	<b>117</b>	<b>24.658</b>	<b>216</b>	24.472	171	216
4	1:45.705	53.656	114	26.289	208	25.760	170	208	10	1:39.531	50.583	118	24.739	214	<b>24.209</b>	<b>169</b>	214
5	1:43.591	52.900	116	25.301	212	25.390	168	212	11	1:50.525	51.540	118	24.790	216	34.195	49	<b>216</b>
6	1:41.884	51.683	117	25.108	215	25.093	170	215	12	6:20.535	5:23.149	118	29.611	137	27.775	172	137

### 88 Fugel, DEU

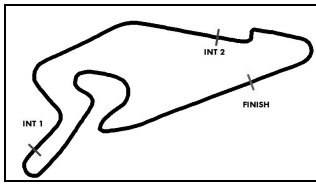
theoretical besttime: 1:37.959

1	3:18.770	1:39.945	111	39.065	112	59.760	28	112	8	1:38.163	49.758	118	24.484	218	23.921	173	218
2	4:47.317	3:50.714	117	29.801	168	26.802	172	168	9	<b>1:38.148</b>	<b>49.721</b>	<b>121</b>	24.551	218	23.876	172	218
3	1:44.487	54.546	120	25.293	213	24.648	174	213	10	1:59.389	1:00.957	119	25.122	217	33.310	55	217
4	1:40.205	51.291	115	24.751	<b>219</b>	24.163	<b>175</b>	<b>219</b>	11	3:52.198	3:03.558	116	24.703	218	23.937	174	218
5	1:38.862	50.393	116	24.601	218	23.868	174	218	12	1:39.391	49.932	118	24.682	219	24.777	173	219
6	1:40.965	50.194	115	<b>24.478</b>	219	26.293	172	219	13	1:39.607	49.793	117	24.594	218	25.220	173	218
7	1:38.742	50.420	115	24.562	218	<b>23.760</b>	173	218	14	1:38.806	50.187	111	24.615	217	24.004	173	217

### 99 Files, GBR

theoretical besttime: 1:35.995

1	2:14.886	1:04.693	107	31.241	105	38.952	52	105	8	<b>1:36.090</b>	<b>48.775</b>	<b>122</b>	24.146	219	<b>23.169</b>	<b>175</b>	219
2	5:21.927	4:30.197	114	26.387	201	25.343	173	201	9	1:36.626	49.173	120	<b>24.051</b>	<b>218</b>	23.402	171	218
3	1:42.297	52.760	107	25.498	214	24.039	171	214	10	1:43.396	49.276	117	24.284	218	29.836	53	218
4	1:38.020	49.850	121	24.676	216	23.494	172	216	11	5:57.833	5:09.732	116	24.441	220	23.660	175	220
5	1:36.849	49.003	120	24.245	218	23.601	175	218	12	1:37.415	49.240	120	24.127	220	24.048	174	<b>220</b>



# ADAC TCR Germany

## Sector List Free Practice 1



Provisional

Reg. Nr.: 238/2016

Nürburgring, Length: 3629m

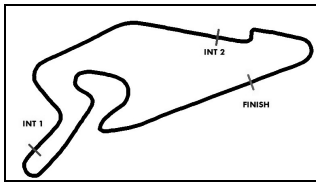
Air temperature: 13.84°C

Track temperature: 17.32°C

Weather condition: Dry

Friday, August 05, 2016 9:40:00

Lap	Time	SE1	SP1	SE2	SP2	SE3	SP3	TSP	Lap	Time	SE1	SP1	SE2	SP2	SE3	SP3	TSP
6	1:39.235	51.380	116	24.465	217	23.390	173	217	13	1:37.139	49.365	120	24.204	218	23.570	173	218
7	1:36.611	49.028	119	24.202	219	23.381	174	219	14	1:37.115	49.305	118	24.202	218	23.608	176	218



# ADAC TCR Germany

## Top speed list Free Practice 1



Provisional

Reg. Nr.: 238/2016

Nürburgring, Length: 3629m

Air temperature: 13.84°C

Track temperature: 17.32°C

Weather condition: Dry

Friday, August 05, 2016 9:40:00

#	Name (NAT)	Team	Car name	Speed	Lap	Race time
23	Pierre Yves Corthals (BEL)	DG Sport Competition (BEL)	Opel Astra TCR	224.53	4	11:12.302
41	Steve Kirsch (DEU)	Honda Team ADAC	Honda Civic TCR	221.31	6	14:12.501
99	Josh Files (GBR)	Target Competition 1	Honda Civic TCR	220.85	12	27:57.137
24	Jordi Oriola Vila (ESP)	DG Sport Competition (BEL)	Opel Astra TCR	220.40	4	10:59.545
10	Antti Buri (FIN)	LMS Racing (FIN)	SEAT Leon TCR V2	219.95	6	14:02.836
17	Jasmin Preisig (CHE)	Lubner Motorsport (DEU)	Opel Astra TCR	219.95	7	16:58.903
88	Dominik Fugel (DEU)	Honda Team ADAC	Honda Civic TCR	219.51	4	11:06.616
20	Vincent Radermecker (BEL)	Milo Racing (BEL)	VW Golf GTI TCR	219.06	4	10:53.149
66	Ronny Jost (CHE)	TOPCAR Sport	SEAT Leon TCR V2	217.74	4	10:38.013
18	Kai Jordan (DEU)	JBR Motorsport	VW Golf GTI TCR	217.30	6	13:52.662
61	Mario Dablander (AUT)	Wolf-Power Racing	SEAT Leon TCR V2	216.86	7	15:37.440
68	Niko Kankkunen (FIN)	LMS Racing (FIN)	SEAT Leon TCR V2	216.86	11	23:11.333
4	Niklas Mackschin (DEU)	Liqui Moly Team Engstler (DEU)	VW Golf GTI TCR	216.43	4	10:50.745
13	Benjamin Leuchter (DEU)	racing one	VW Golf GTI TCR	215.56	4	10:40.038
8	Tom Lautenschlager (DEU)	Junior Team Engstler (DEU)	VW Golf GTI TCR	215.56	4	11:09.621
11	Jürgen Schmarl (AUT)	Target Competition 1	Honda Civic TCR	215.56	7	25:30.253
44	Francisco Mora (PRT)	Target Competition 2 (AUT)	SEAT Leon TCR V2	215.13	5	14:11.288
34	Bas Schouten (NLD)	Bas Koeten Racing	SEAT Leon TCR V2	214.28	6	14:13.786
22	Harald Proczyk (AUT)	HP Racing	SEAT Leon TCR V2	213.86	9	23:26.390
28	Pascal Eberle (CHE)	Steibel Motorsport (CZE)	SEAT Leon TCR V2	213.01	9	19:17.632
7	Mike Halder (DEU)	Liqui Moly Team Engstler (DEU)	SEAT Leon TCR V1	213.01	9	19:24.951