



# ADAC Formel 4

## Result List Race 3

Provisional

Reg. Nr.: CR 15/2016

Sunday, July 24, 2016 13:45:00



Red Bull Ring, Length: 4326m

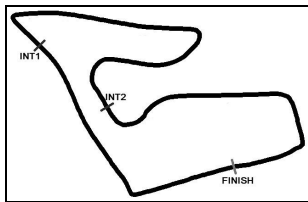
Air temperature: 32.13°C

Track temperature: 45.53°C

Weather condition: Dry

started : 35      classified : 31      not classified : 4

	Nr. Drivers	Sponsor	Laps	Total Time	Gap	Kph	Lap	Time	Kph
	Cl. Car	Competitor							
1	66 <b>S.Laaksonen(FIN)</b> ADAC Formel 4 powered by Abarth	Motopark	19	<b>31:31.392</b>		156.1	16	1:31.280	170.6
2	29 <b>M.Schumacher(DEU)</b> ADAC Formel 4 powered by Abarth	Prema Powerteam	19	<b>31:31.731</b>	0.339	156.2	14	1:31.272	170.6
3	96 <b>J.Mawson(DEU)</b> ADAC Formel 4 powered by Abarth	Van Amersfoort Racing	19	<b>31:32.272</b>	0.880	156.3	19	1:31.330	170.5
4	81 <b>N.Nielsen(DNK)</b> R ADAC Formel 4 powered by Abarth	Neuhauser Racing	19	<b>31:32.925</b>	1.533	156.2	17	1:31.019	171.1
5	6 <b>M.Ortmann(DEU)</b> ADAC Formel 4 powered by Abarth	ADAC Berlin-Brandenburg e.V.	19	<b>31:33.874</b>	2.482	156.1	14	1:31.318	170.5
6	44 <b>J.Vips(ITA)</b> R ADAC Formel 4 powered by Abarth	Prema Powerteam	19	<b>31:34.296</b>	2.904	156.2	17	1:31.203	170.7
7	15 <b>M.Waldherr(DEU)</b> ADAC Formel 4 powered by Abarth	Lechner Racing	19	<b>31:34.673</b>	3.281	155.9	17	1:31.162	170.8
8	40 <b>L.Hoogenboom(NLD)</b> R ADAC Formel 4 powered by Abarth	Van Amersfoort Racing	19	<b>31:35.096</b>	3.704	156.2	17	1:31.273	170.6
9	8 <b>L.Engstler(DEU)</b> ADAC Formel 4 powered by Abarth	Liqui Moly Team Engstler	19	<b>31:37.838</b>	6.446	156.0	16	1:31.822	169.6
10	99 <b>S.Flörsch(DEU)</b> ADAC Formel 4 powered by Abarth	Motopark	19	<b>31:39.290</b>	7.898	156.0	16	1:31.754	169.7
11	68 <b>J.Correa(ITA)</b> R ADAC Formel 4 powered by Abarth	Prema Powerteam	19	<b>31:39.422</b>	8.030	156.2	15	1:31.294	170.5
12	27 <b>L.Gachot(GBR)</b> ADAC Formel 4 powered by Abarth	US Racing	19	<b>31:40.225</b>	8.833	156.0	16	1:31.555	170.1
13	45 <b>T.Wolf(DEU)</b> ADAC Formel 4 powered by Abarth	KUG-Motorsport	19	<b>31:44.308</b>	12.916	155.5	18	1:32.136	169.0
14	5 <b>L.Zendeli(DEU)</b> R ADAC Formel 4 powered by Abarth	ADAC Berlin-Brandenburg e.V.	19	<b>31:44.720</b>	13.328	155.7	18	1:31.167	170.8
15	19 <b>F.Scherer(CHE)</b> R ADAC Formel 4 powered by Abarth	Jenzer Motorsport	19	<b>31:45.057</b>	13.665	155.8	14	1:31.818	169.6
16	14 <b>T.Preining(AUT)</b> ADAC Formel 4 powered by Abarth	Lechner Racing	19	<b>31:46.927</b>	15.535	155.3	19	1:31.225	170.7
17	77 <b>J.van Uiert(NLD)</b> ADAC Formel 4 powered by Abarth	Jenzer Motorsport	19	<b>31:48.769</b>	17.377	155.5	14	1:31.218	170.7
18	23 <b>J.Hanses(DEU)</b> R ADAC Formel 4 powered by Abarth	Team Timo Scheider GmbH	19	<b>31:49.470</b>	18.078	155.3	17	1:32.028	169.2
19	75 <b>J.Esmeijer(NLD)</b> ADAC Formel 4 powered by Abarth	Team Timo Scheider GmbH	19	<b>31:50.176</b>	18.784	155.3	17	1:31.519	170.1
20	2 <b>J.Fittje(DEU)</b> ADAC Formel 4 powered by Abarth	US Racing	19	<b>31:51.079</b>	19.687	155.2	15	1:31.450	170.2
21	33 <b>J.Aberdein(ZAF)</b> R ADAC Formel 4 powered by Abarth	Motopark	19	<b>31:52.563</b>	21.171	155.1	17	1:31.290	170.5
22	10 <b>A.Estner(DEU)</b> R ADAC Formel 4 powered by Abarth	RS Competition	19	<b>31:52.823</b>	21.431	155.0	17	1:31.634	169.9
23	21 <b>M.Halder(DEU)</b> ADAC Formel 4 powered by Abarth	Liqui Moly Team Engstler	19	<b>31:59.487</b>	28.095	154.7	12	1:32.860	167.7
24	3 <b>C.Schreiner(DEU)</b> ADAC Formel 4 powered by Abarth	US Racing	19	<b>32:02.792</b>	31.400	154.3	16	1:32.451	168.4
25	91 <b>S.Fernandez Wahbeh(ITA)</b> R ADAC Formel 4 powered by Abarth	RB Racing SA	19	<b>32:05.358</b>	33.966	153.7	14	1:31.694	169.8
26	35 <b>K.Laliberte(FRA)</b> ADAC Formel 4 powered by Abarth	Van Amersfoort Racing	19	<b>32:31.522</b>	1:00.130	151.8	17	1:30.890	171.3



# ADAC Formel 4

## Result List Race 3

Provisional

Reg. Nr.: CR 15/2016

Sunday, July 24, 2016 13:45:00



Red Bull Ring, Length: 4326m

Air temperature: 32.13°C

Track temperature: 45.53°C

Weather condition: Dry

started : 35      classified : 31      not classified : 4

Nr.	Drivers	Sponsor	Laps	Total Time	Gap	Kph	Lap	Time	Kph
Cl.	Car	Competitor							
27	18 <b>J.Meikup(EST)</b> ADAC Formel 4 powered by Abarth	Jenzer Motorsport	19	<b>32:37.284</b>	1:05.892	151.5	16	1:31.558	170.0
28	80 <b>F.Drugovich(AUT)</b> R ADAC Formel 4 powered by Abarth	Neuhauser Racing	18	<b>31:14.279</b>	1LAPS	149.2	16	1:31.672	169.8
29	20 <b>K.Kratz(DEU)</b> ADAC Formel 4 powered by Abarth	Jenzer Motorsport	18	<b>31:48.297</b>	1LAPS	146.6	15	1:31.524	170.1
30	25 <b>M.Müller-Crepon(CHE)</b> ADAC Formel 4 powered by Abarth	Van Amersfoort Racing	18	<b>31:50.259</b>	1LAPS	148.5	14	1:31.579	170.0
31	7 <b>O.Söderström(SWE)</b> ADAC Formel 4 powered by Abarth	ADAC Berlin-Brandenburg e.V.	17	<b>30:28.966</b>	2 LAP	144.4	15	1:31.157	170.8
<b>Not classified</b>									
17	<b>D.Ciantini(CHE)</b> ADAC Formel 4 powered by Abarth	Jenzer Motorsport	16	<b>27:04.730</b>	3 LAP	153.2	14	1:31.603	170.0
90	<b>C.Piro(DEU)</b> ADAC Formel 4 powered by Abarth	Team Piro Sport Interdental	11	<b>20:53.516</b>	8 LAP	135.5	10	1:33.125	167.2
13	<b>Y.Brandt(DEU)</b> R ADAC Formel 4 powered by Abarth	Lechner Racing	6	<b>10:10.714</b>	13 LAP	153.3	3	1:32.610	168.1
28	<b>K.Schramm(DEU)</b> ADAC Formel 4 powered by Abarth	US Racing	2	<b>4:03.253</b>	17 LAP	111.4			

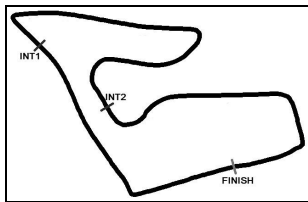
*Fastest lap of the race. Car 35 driver Kami Laliberte on lap 17. Time 1:30.890, average speed 171.3 km/h.*

**Subject to final scrutineering!**

Publications Time:

Clerk of the course:

Time Keeping:



# ADAC Formel 4

## Class Result List Race 3



Provisional

Reg. Nr.: CR 15/2016

Sunday, July 24, 2016 13:45:00



Red Bull Ring, Length: 4326m  
Air temperature: 32.13°C  
Track temperature: 45.53°C  
Weather condition: Dry

started : 35      classified : 31      not classified : 4

Nr. Drivers	Sponsor	Laps	Total Time	Gap	Kph	Lap	Time	Kph
Car	Competitor							

### CLASS: Rookie

Started: 12	Classified: 11	Not Classified: 1						
1	81 <b>N.Nielsen(DNK)</b> ADAC Formel 4 powered by Abarth	Neuhauser Racing	19	<b>31:32.925</b>		156.2	17	1:31.019 171.1
2	44 <b>J.Vips(ITA)</b> ADAC Formel 4 powered by Abarth	Prema Powerteam	19	<b>31:34.296</b>	1.371	156.2	17	1:31.203 170.7
3	40 <b>L.Hoogenboom(NLD)</b> ADAC Formel 4 powered by Abarth	Van Amersfoort Racing	19	<b>31:35.096</b>	2.171	156.2	17	1:31.273 170.6
4	68 <b>J.Correa(ITA)</b> ADAC Formel 4 powered by Abarth	Prema Powerteam	19	<b>31:39.422</b>	6.497	156.2	15	1:31.294 170.5
5	5 <b>L.Zendeli(DEU)</b> ADAC Formel 4 powered by Abarth	ADAC Berlin-Brandenburg e.V.	19	<b>31:44.720</b>	11.795	155.7	18	1:31.167 170.8
6	19 <b>F.Scherer(CHE)</b> ADAC Formel 4 powered by Abarth	Jenzer Motorsport	19	<b>31:45.057</b>	12.132	155.8	14	1:31.818 169.6
7	23 <b>J.Hanses(DEU)</b> ADAC Formel 4 powered by Abarth	Team Timo Scheider GmbH	19	<b>31:49.470</b>	16.545	155.3	17	1:32.028 169.2
8	33 <b>J.Aberdein(ZAF)</b> ADAC Formel 4 powered by Abarth	Motopark	19	<b>31:52.563</b>	19.638	155.1	17	1:31.290 170.5
9	10 <b>A.Estner(DEU)</b> ADAC Formel 4 powered by Abarth	RS Competition	19	<b>31:52.823</b>	19.898	155.0	17	1:31.634 169.9
10	91 <b>S.Fernandez Wahbeh(ITA)</b> ADAC Formel 4 powered by Abarth	RB Racing SA	19	<b>32:05.358</b>	32.433	153.7	14	1:31.694 169.8
11	80 <b>F.Drugovich(AUT)</b> ADAC Formel 4 powered by Abarth	Neuhauser Racing	18	<b>31:14.279</b>	1LAPS	149.2	16	1:31.672 169.8
<b>Not classified</b>								
	13 <b>Y.Brandt(DEU)</b> ADAC Formel 4 powered by Abarth	Lechner Racing	6	<b>10:10.714</b>	13 LAP	153.3	3	1:32.610 168.1

*Fastest lap of the class. Car 81 driver Nicklas Nielsen on lap 17. Time 1:31.019, average speed 171.1 km/h.*

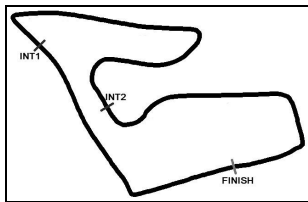
Subject to final scrutineering!

Publications Time:

Clerk of the course:

Time Keeping:





# ADAC Formel 4

## Sector List Race 3

Provisional

Reg. Nr.: CR 15/2016

Sunday, July 24, 2016 13:45:00



Red Bull Ring, Length: 4326m

Air temperature: 32.13°C

Track temperature: 45.53°C

Weather condition: Dry

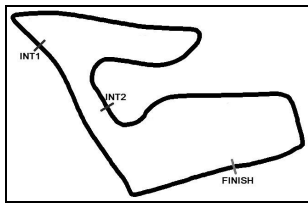
Lap	Time	SE1	SP1	SE2	SP2	SE3	SP3	TSP	Lap	Time	SE1	SP1	SE2	SP2	SE3	SP3	TSP
<b>2 Fittje, DEU</b>									<b>theoretical besttime: 1:31.426</b>								
1	1:45.991	33.470	213	43.214	154	29.307	189		11	1:34.416	24.693	212	41.925	168	27.798	193	
2	1:36.365	24.793	208	42.140	161	29.432	185		12	1:37.961	24.032	214	46.099	170	27.830	192	
3	1:34.454	25.025	211	41.413	175	28.016	192		13	1:32.946	24.505	215	40.883	175	27.558	193	
4	1:35.509	24.430	<b>217</b>	41.168	177	29.911	172		14	1:31.754	23.874	215	40.354	177	27.526	194	
5	2:06.096	29.475	108	1:00.914	103	35.707	194		15	<b>1:31.450</b>	23.835	216	<b>40.126</b>	<b>178</b>	<b>27.489</b>	<b>194</b>	
6	1:33.237	24.474	214	40.944	170	27.819	194		16	1:32.712	24.030	215	41.046	173	27.636	194	
7	1:41.424	24.729	210	43.162	140	33.533	161		17	1:31.728	<b>23.811</b>	<b>216</b>	40.353	178	27.564	193	
8	2:16.933	32.935	105	1:00.307	92	43.691	140		18	1:33.634	24.196	210	41.115	161	28.323	194	
9	2:08.110	33.964	124	54.771	123	39.375	194		19	1:31.912	23.877	214	40.176	170	27.859	190	
10	1:34.447	24.277	215	41.137	165	29.033	187										

<b>3 Schreiner, DEU</b>									<b>theoretical besttime: 1:32.386</b>								
1	1:46.879	33.765	211	43.817	149	29.297	192		11	1:42.884	24.775	212	48.920	150	29.189	188	
2	1:35.736	24.572	215	42.465	163	28.699	191		12	1:33.833	24.496	210	41.150	156	28.187	192	
3	1:36.074	25.659	208	41.523	162	28.892	186		13	1:33.207	24.400	210	40.906	157	27.901	192	
4	1:36.512	24.682	210	41.001	161	30.829	154		14	1:32.921	24.325	210	40.627	156	27.969	191	
5	2:04.941	30.398	103	59.928	112	34.615	<b>194</b>		15	1:32.813	24.317	209	40.572	159	27.924	191	
6	1:34.446	24.332	215	41.336	156	28.778	192		16	<b>1:32.451</b>	24.287	209	<b>40.416</b>	<b>162</b>	<b>27.748</b>	<b>192</b>	
7	1:42.559	25.075	210	43.556	140	33.928	150		17	1:32.777	24.250	209	40.432	156	28.095	191	
8	2:17.908	32.059	111	1:00.266	101	45.583	87		18	1:33.869	24.352	208	41.213	143	28.304	190	
9	2:04.737	34.553	142	52.509	114	37.675	193		19	1:33.223	<b>24.222</b>	<b>208</b>	40.676	156	28.325	191	
10	1:35.022	24.285	<b>216</b>	41.713	<b>171</b>	29.024	185										

<b>5 Zendeli, DEU</b>									<b>theoretical besttime: 1:30.951</b>								
1	1:44.452	32.413	204	43.333	155	28.706	195		11	1:33.200	24.177	221	41.356	166	27.667	196	
2	1:34.455	24.395	216	42.011	<b>171</b>	28.049	195		12	1:31.847	23.759	217	40.378	165	27.710	194	
3	1:32.445	23.954	217	40.756	165	27.735	193		13	1:31.752	23.887	216	40.587	168	27.278	196	
4	1:33.193	23.959	214	40.454	165	28.780	167		14	1:31.382	<b>23.632</b>	<b>218</b>	40.317	167	27.433	195	
5	2:11.321	32.479	91	1:01.885	80	36.957	<b>196</b>		15	1:31.872	23.679	222	40.725	168	27.468	195	
6	1:33.444	24.049	219	41.333	160	28.062	194		16	1:32.752	23.814	217	40.981	162	27.957	195	
7	1:39.954	23.805	217	42.447	159	33.702	143		17	1:33.479	23.786	217	42.284	167	27.409	194	
8	2:16.110	32.360	148	1:01.076	105	42.674	136		18	<b>1:31.167</b>	23.848	213	<b>40.069</b>	<b>170</b>	<b>27.250</b>	<b>196</b>	
9	2:10.849	34.835	141	55.634	94	40.380	196		19	1:31.666	23.651	219	40.497	167	27.518	194	
10	1:39.380	24.593	215	40.711	167	34.076	189										

<b>6 Ortmann, DEU</b>									<b>theoretical besttime: 1:31.298</b>								
1	1:38.819	28.696	210	42.263	165	27.860	193		11	1:32.215	23.785	216	40.694	162	27.736	194	
2	1:32.642	24.431	212	40.460	165	27.751	194		12	1:31.807	23.854	216	40.417	163	27.536	195	
3	1:33.144	24.876	209	40.799	165	27.469	196		13	1:32.664	24.150	214	40.980	166	27.534	195	
4	1:31.848	23.975	213	40.400	<b>169</b>	27.473	192		14	<b>1:31.318</b>	<b>23.768</b>	<b>214</b>	40.176	164	<b>27.374</b>	<b>196</b>	
5	2:15.648	32.133	83	1:02.568	80	40.947	194		15	1:31.572	23.781	215	40.309	168	27.482	196	
6	1:32.861	24.019	215	41.121	164	27.721	191		16	1:31.354	23.775	216	<b>40.156</b>	<b>166</b>	27.423	194	
7	1:36.977	23.950	213	40.472	164	32.555	153		17	1:31.942	23.848	212	40.452	161	27.642	192	
8	2:16.250	33.339	117	1:01.397	108	41.514	133		18	1:33.260	25.048	212	40.560	164	27.652	194	
9	2:14.909	33.447	116	59.279	79	42.183	192		19	1:31.929	24.192	211	40.243	166	27.494	194	
10	1:32.715	24.496	210	40.553	161	27.666	194										

<b>7 Söderström, SWE</b>									<b>theoretical besttime: 1:31.129</b>								
1	1:44.313	31.357	205	43.956	145	29.000	191		10	1:32.848	24.251	218	40.873	160	27.724	194	
2	1:33.796	24.530	214	41.782	159	27.484	195		11	1:32.476	23.854	215	40.419	162	28.203	196	
3	1:34.126	24.377	207	40.747	166	29.002	171		12	1:32.294	23.922	217	40.813	167	27.559	193	
4	1:36.616	25.105	212	41.360	145	30.151	173		13	1:31.896	23.977	212	40.374	165	27.545	196	
5	2:08.877	30.949	106	1:00.716	95	37.212	192		14	1:31.746	23.860	216	40.629	165	<b>27.257</b>	<b>195</b>	
6	1:48.234	27.042	194	43.983	158	37.209			15	<b>1:31.157</b>	<b>23.839</b>	<b>212</b>	<b>40.033</b>	<b>168</b>	27.285	191	
7	3:53.747	2:11.070	138	56.962	88	45.715	111		16	1:33.430	23.941	214	41.684	157	27.805	196	
8	2:02.821	35.348	120	51.558	118	35.915	194		17	1:45.958	23.908	217	41.637	168	40.413		
9	1:34.631	24.573	214	41.794	161	28.264	195										



# ADAC Formel 4

## Sector List Race 3

Provisional

Reg. Nr.: CR 15/2016

Sunday, July 24, 2016 13:45:00



Red Bull Ring, Length: 4326m

Air temperature: 32.13°C

Track temperature: 45.53°C

Weather condition: Dry

Lap	Time	SE1	SP1	SE2	SP2	SE3	SP3	TSP	Lap	Time	SE1	SP1	SE2	SP2	SE3	SP3	TSP
<b>8 Engstler, DEU</b>									<b>theoretical besttime: 1:31.526</b>								
1	1:41.932	30.163	<b>216</b>	42.336	158	29.433	191		11	1:33.199	24.027	206	41.474	159	27.698	193	
2	1:33.088	24.372	208	41.041	161	27.675	191		12	1:32.263	23.985	213	40.755	162	27.523	193	
3	1:32.589	24.007	211	40.536	163	28.046	<b>198</b>		13	1:32.014	23.988	213	40.535	169	27.491	193	
4	1:34.124	24.289	213	41.479	155	28.356	180		14	1:32.178	24.092	210	40.497	161	27.589	195	
5	2:12.543	31.614	95	1:01.882	68	39.047	196		15	1:32.126	24.109	209	40.606	166	27.411	193	
6	1:33.355	24.826	210	41.033	160	27.496	196		16	<b>1:31.822</b>	24.117	212	<b>40.255</b>	<b>166</b>	27.450	193	
7	1:38.392	23.950	215	41.937	157	32.505	151		17	1:31.952	24.071	210	40.497	164	<b>27.384</b>	<b>196</b>	
8	2:16.789	33.448	122	1:01.223	121	42.118	119		18	1:32.058	24.042	209	40.598	165	27.418	196	
9	2:12.447	35.119	163	56.612	92	40.716	196		19	1:31.827	<b>23.887</b>	<b>211</b>	40.365	165	27.575	192	
10	1:33.140	24.183	213	40.860	152	28.097	195										

<b>10 Estner, DEU</b>									<b>theoretical besttime: 1:31.634</b>								
1	1:44.755	32.278	213	43.276	155	29.201	195		11	1:33.558	24.343	213	41.446	163	27.769	195	
2	1:36.127	24.890	214	42.362	166	28.875	196		12	1:33.364	24.512	212	41.213	170	27.639	197	
3	1:34.965	25.138	212	41.694	167	28.133	193		13	1:32.571	23.896	215	40.889	164	27.786	195	
4	1:34.267	24.048	211	40.912	166	29.307	163		14	1:32.006	24.083	213	40.361	168	27.562	197	
5	2:07.875	30.842	104	1:01.115	97	35.918	196		15	1:32.465	24.032	214	40.611	162	27.822	195	
6	1:33.932	24.893	214	41.229	159	27.810	196		16	1:34.260	24.552	211	42.060	167	27.648	194	
7	1:41.941	24.564	207	43.541	129	33.836	145		17	<b>1:31.634</b>	<b>23.857</b>	<b>216</b>	<b>40.296</b>	<b>170</b>	<b>27.481</b>	<b>196</b>	
8	2:17.702	32.737	97	1:00.397	93	44.568	128		18	1:33.693	23.910	215	41.293	162	28.490	194	
9	2:06.810	32.896	123	55.094	118	38.820	196		19	1:33.365	24.162	212	41.057	164	28.146	194	
10	1:37.533	24.501	213	42.964	<b>170</b>	30.068	193										

<b>13 Brandt, DEU</b>									<b>theoretical besttime: 1:32.050</b>								
1	1:43.010	31.274	207	42.158	148	29.578	186		4	1:33.496	<b>23.863</b>	<b>215</b>	40.793	155	28.840	172	
2	1:34.651	25.404	209	41.557	153	27.690	<b>195</b>		5	2:11.761	32.677	89	1:01.812	82	37.272	193	
3	<b>1:32.610</b>	24.423	210	<b>40.519</b>	<b>158</b>	<b>27.668</b>	194		6	1:35.186	24.204	216	42.219	153	28.763	186	

<b>14 Preining, AUT</b>									<b>theoretical besttime: 1:30.859</b>								
1	1:42.590	29.884	208	42.975	160	29.731	192		11	1:32.867	24.664	217	40.816	169	27.387	196	
2	1:33.888	25.437	206	40.822	165	27.629	194		12	1:33.354	23.823	217	41.336	153	28.195	194	
3	1:31.965	23.974	<b>216</b>	40.551	167	27.440	196		13	1:32.229	24.045	212	40.589	163	27.595	196	
4	1:33.645	<b>23.684</b>	<b>219</b>	41.553	163	28.408	171		14	1:32.188	23.809	215	40.974	162	27.405	193	
5	2:12.278	31.828	96	1:02.024	75	38.426	194		15	1:31.366	24.024	210	40.129	171	27.213	194	
6	1:36.098	24.779	213	41.853	155	29.466	190		16	1:31.692	23.843	211	40.094	165	27.755	197	
7	1:39.800	24.113	214	42.072	133	33.615	143		17	1:34.381	23.800	218	42.774	156	27.807	196	
8	2:16.098	32.560	134	1:01.039	90	42.499	140		18	1:32.531	23.948	216	40.899	166	27.684	192	
9	2:10.532	35.173	133	55.319	98	40.040	196		19	<b>1:31.225</b>	24.050	209	<b>40.038</b>	<b>171</b>	<b>27.137</b>	<b>194</b>	
10	1:38.200	24.345	214	40.571	162	33.284	181										

<b>15 Waldherr, DEU</b>									<b>theoretical besttime: 1:31.048</b>								
1	1:36.860	28.146	207	40.994	165	27.720	194		11	1:31.852	23.937	213	40.445	167	27.470	195	
2	1:34.462	24.330	210	40.805	<b>173</b>	29.327	193		12	1:31.830	23.885	215	40.595	167	27.350	195	
3	1:34.452	25.044	205	41.502	166	27.906	193		13	1:32.754	24.185	210	41.001	163	27.568	195	
4	1:32.341	24.319	207	40.444	170	27.578	190		14	1:32.062	23.936	213	40.742	166	27.384	194	
5	2:14.342	30.965	83	1:02.416	81	40.961	193		15	1:32.582	24.047	210	41.187	168	27.348	194	
6	1:33.436	24.828	211	41.164	166	27.444	195		16	1:31.299	<b>23.820</b>	<b>213</b>	40.136	168	27.343	194	
7	1:37.100	23.929	212	41.011	162	32.160	161		17	<b>1:31.162</b>	23.934	212	<b>40.079</b>	<b>171</b>	<b>27.149</b>	<b>194</b>	
8	2:16.317	33.151	116	1:01.468	117	41.698	137		18	1:31.808	23.908	212	40.371	166	27.529	197	
9	2:14.201	33.613	130	59.107	77	41.481	194		19	1:32.584	24.140	213	40.829	165	27.615	195	
10	1:33.229	24.506	212	41.365	167	27.358	194										

<b>17 Ciantini, CHE</b>									<b>theoretical besttime: 1:31.408</b>								
1	1:40.173	30.061	211	42.038	158	28.074	194		10	1:34.518	24.484	213	41.067	157	28.967	185	
2	1:32.995	24.501	211	40.755	165	27.739	193		11	1:32.764	24.711	210	40.681	168	<b>27.372</b>	<b>195</b>	
3	1:33.914	23.862	213	41.542	163	28.510	<b>195</b>		12	1:31.977	<b>23.801</b>	<b>216</b>	40.462	169	27.714	190	
4	1:32.472	24.207	210	40.386	168	27.879	184		13	1:32.023	23.999	212	40.393	167	27.631	192	
5	2:13.599	31.037	95	1:02.280	72	40.282	195		14	<b>1:31.603</b>	23.936	210	<b>40.235</b>	<b>165</b>	27.432	195	





# ADAC Formel 4

## Sector List Race 3

Provisional

Reg. Nr.: CR 15/2016

Sunday, July 24, 2016 13:45:00



Red Bull Ring, Length: 4326m

Air temperature: 32.13°C

Track temperature: 45.53°C

Weather condition: Dry

Lap	Time	SE1	SP1	SE2	SP2	SE3	SP3	TSP	Lap	Time	SE1	SP1	SE2	SP2	SE3	SP3	TSP
6	1:38.166	24.269	215	46.043	166	27.854	194		15	1:32.097	24.165	213	40.315	165	27.617	193	
7	1:40.681	24.959	212	42.554	143	33.168	160		16	1:32.274	23.930	214	40.497	169	27.847	188	
8	2:16.980	32.542	125	1:00.674	95	43.764	132		17		24.404	214	40.651	167			
9	2:08.494	33.805	126	54.968	100	39.721	195										

### 18 Meikup, EST

theoretical besttime: 1:31.287

1	1:47.271	37.108	206	41.360	164	28.803	191		11	1:45.393	25.008	212	42.747	110	37.638		
2	1:36.397	24.679	211	42.303	156	29.415	185		12	2:13.097	1:04.154	205	40.991	160	27.952	191	
3	1:35.101	24.586	210	42.190	167	28.325	188		13	1:32.110	24.219	210	40.420	170	27.471	191	
4	1:37.099	25.041	212	41.119	161	30.939	158		14	1:31.831	24.087	210	40.232	166	27.512	192	
5	2:04.664	30.934	97	59.743	123	33.987	<b>194</b>		15	1:31.947	24.166	210	40.233	171	27.548	192	
6	1:34.813	24.349	<b>218</b>	41.485	156	28.979	188		16	<b>1:31.558</b>	24.110	209	40.148	168	<b>27.300</b>	<b>193</b>	
7	1:42.247	24.906	212	43.289	137	34.052	146		17	1:31.577	24.049	210	<b>40.037</b>	<b>168</b>	27.491	192	
8	2:18.031	32.553	99	59.763	106	45.715	93		18	1:31.669	<b>23.950</b>	<b>209</b>	40.051	169	27.668	193	
9	2:04.425	34.551	134	52.375	115	37.499	194		19	1:31.761	24.096	210	40.146	167	27.519	191	
10	1:36.293	24.261	217	42.603	159	29.429	186										

### 19 Scherer, CHE

theoretical besttime: 1:31.521

1	1:46.442	34.038	209	42.971	164	29.433	187		11	1:33.072	24.116	212	41.316	166	27.640	194	
2	1:37.398	24.834	211	42.777	161	29.787	182		12	1:32.484	24.028	215	40.717	169	27.739	191	
3	1:34.965	24.753	213	42.079	166	28.133	192		13	1:32.525	24.081	211	40.863	170	27.581	194	
4	1:36.695	24.926	212	40.872	170	30.897	145		14	<b>1:31.818</b>	24.115	209	<b>40.066</b>	<b>173</b>	27.637	193	
5	2:04.860	30.645	100	59.789	121	34.426	194		15	1:32.117	<b>23.979</b>	<b>214</b>	40.416	167	27.722	194	
6	1:34.381	24.370	<b>215</b>	41.262	154	28.749	193		16	1:32.891	23.986	213	41.060	167	27.845	194	
7	1:41.561	24.909	208	42.609	153	34.043	146		17	1:32.293	24.112	210	40.503	174	27.678	191	
8	2:18.084	32.177	105	1:00.476	92	45.431	103		18	1:31.990	24.154	212	40.351	167	27.485	195	
9	2:05.016	34.424	136	52.804	108	37.788	193		19	1:32.700	24.113	213	41.111	169	<b>27.476</b>	<b>195</b>	
10	1:33.765	24.366	211	41.291	166	28.108	191										

### 20 Kratz, DEU

theoretical besttime: 1:31.328

1	1:43.111	31.758	212	42.285	165	29.068	190		10	1:34.246	24.560	215	41.890	171	27.796	192	
2	1:34.450	25.302	209	41.191	171	27.957	187		11	1:32.943	24.232	212	40.312	168	28.399	193	
3	2:17.107	24.858	201	1:06.421	116	45.828			12	1:32.949	24.177	212	40.967	159	27.805	194	
4	3:07.115	1:34.200	76	1:00.255	122	32.660	192		13	1:31.879	24.127	213	40.211	172	27.541	194	
5	1:34.170	24.517	211	41.002	170	28.651	188		14	1:32.009	24.022	213	40.439	174	27.548	193	
6	1:42.323	24.543	213	43.676	123	34.104	162		15	<b>1:31.524</b>	24.105	211	<b>40.010</b>	<b>174</b>	<b>27.409</b>	<b>193</b>	
7	2:17.694	32.416	95	1:00.142	102	45.136	106		16	1:32.951	24.289	209	40.640	156	28.022	193	
8	2:04.290	34.997	133	52.406	104	36.887	<b>196</b>		17	1:33.084	24.461	208	40.711	162	27.912	194	
9	1:34.757	24.156	<b>220</b>	41.641	158	28.960	188		18	1:31.695	<b>23.909</b>	<b>210</b>	40.260	174	27.526	193	

### 21 Halder, DEU

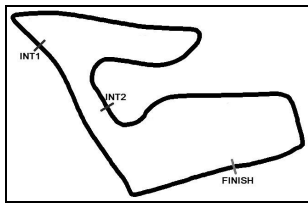
theoretical besttime: 1:32.282

1	1:47.591	33.268	210	44.170	147	30.153	190		11	1:34.796	24.435	211	41.604	155	28.757	193	
2	1:36.400	24.608	211	42.374	154	29.418	189		12	<b>1:32.860</b>	24.094	210	40.976	165	27.790	194	
3	1:35.828	24.719	<b>216</b>	42.551	155	28.558	190		13	1:33.095	<b>24.092</b>	<b>213</b>	41.369	167	<b>27.634</b>	<b>194</b>	
4	1:36.767	24.431	211	41.304	156	31.032	162		14	1:33.606	24.106	211	40.971	156	28.529	194	
5	2:04.326	31.196	89	59.723	119	33.407	193		15	1:33.088	24.335	208	40.877	162	27.876	192	
6	1:35.294	24.473	213	42.425	163	28.396	192		16	1:33.170	24.284	207	<b>40.556</b>	<b>163</b>	28.330	189	
7	1:44.204	24.362	215	44.973	135	34.869	172		17	1:33.971	24.492	206	40.999	163	28.480	190	
8	2:17.958	32.241	85	59.977	92	45.740	108		18	1:33.406	24.433	207	40.832	162	28.141	192	
9	2:03.642	35.090	117	52.063	123	36.489	191		19	1:33.634	24.280	208	40.906	163	28.448	192	
10	1:35.851	24.881	209	42.397	164	28.573	193										

### 23 Hanses, DEU

theoretical besttime: 1:31.461

1	1:45.147	32.379	208	43.786	150	28.982	193		11	1:33.163	24.524	209	41.067	161	27.572	193	
2	1:36.480	24.756	211	42.429	156	29.295	192		12	1:33.974	23.974	213	40.556	163	29.444	178	
3	1:35.085	24.500	209	41.962	158	28.623	189		13	1:33.401	24.720	211	40.953	163	27.728	192	
4	1:37.154	24.428	211	41.806	158	30.920	144		14	1:33.050	23.991	210	41.200	155	27.859	193	
5	2:05.636	29.923	113	1:00.442	104	35.271	<b>194</b>		15	1:33.296	24.062	211	41.468	168	27.766	193	
6	1:34.597	24.618	213	41.426	159	28.553	193		16	1:32.253	24.409	208	40.425	167	<b>27.419</b>	<b>193</b>	
7	1:40.820	24.137	212	42.947	142	33.736	143		17	<b>1:32.028</b>	24.073	210	<b>40.274</b>	<b>168</b>	27.681	194	



# ADAC Formel 4

## Sector List Race 3

Provisional

Reg. Nr.: CR 15/2016

Sunday, July 24, 2016 13:45:00



Red Bull Ring, Length: 4326m

Air temperature: 32.13°C

Track temperature: 45.53°C

Weather condition: Dry

Lap	Time	SE1	SP1	SE2	SP2	SE3	SP3	TSP	Lap	Time	SE1	SP1	SE2	SP2	SE3	SP3	TSP
8	2:17.948	32.735	87	1:00.387	93	44.826	119		18	1:33.293	24.006	212	41.554	163	27.733	194	
9	2:06.168	33.342	145	54.155	125	38.671	191		19	1:32.221	<b>23.768</b>	<b>214</b>	40.881	166	27.572	193	
10	1:33.756	24.624	213	41.202	163	27.930	192										

### 25 Müller-Crepon, CHE

theoretical besttime: 1:31.156

1	2:08.259	31.417	206	56.469	80	40.373			10	1:34.417	25.052	211	41.435	164	27.930	193	
2	2:53.453	1:43.942	196	41.534	168	27.977	192		11	1:32.871	23.999	211	40.481	164	28.391	185	
3	1:35.444	24.975	206	40.627	169	29.842	168		12	1:33.680	25.095	210	40.972	163	27.613	195	
4	2:04.089	31.401	89	59.618	115	33.070	194		13	1:31.676	23.830	216	40.450	169	27.396	196	
5	1:34.216	24.230	215	41.223	167	28.763	188		14	<b>1:31.579</b>	23.846	216	40.330	170	27.403	195	
6	1:43.470	24.867	209	44.234	108	34.369	169		15	1:33.012	24.011	214	41.254	161	27.747	195	
7	2:17.899	32.353	89	1:00.051	95	45.495	103		16	1:31.582	23.798	216	40.389	170	<b>27.395</b>	<b>197</b>	
8	2:03.759	34.644	128	52.336	103	36.779	194		17	1:32.389	<b>23.796</b>	<b>214</b>	40.881	170	27.712	195	
9	1:36.622	24.079	<b>218</b>	41.780	161	30.763	179		18	1:31.842	24.197	208	<b>39.965</b>	<b>172</b>	27.680	196	

### 27 Gachot, GBR

theoretical besttime: 1:31.545

1	1:43.389	31.893	207	43.027	158	28.469	191		11	1:32.025	23.968	215	40.579	170	27.478	194	
2	1:36.181	25.161	205	42.257	163	28.763	191		12	1:31.952	23.943	213	40.465	169	27.544	194	
3	1:32.923	24.248	210	40.504	<b>175</b>	28.171	192		13	1:31.966	23.934	215	40.555	169	27.477	195	
4	1:33.034	24.488	210	40.528	168	28.018	174		14	1:32.472	<b>23.880</b>	<b>215</b>	40.766	165	27.826	190	
5	2:10.753	32.320	88	1:01.680	83	36.753	194		15	1:32.117	24.071	213	40.442	169	27.604	194	
6	1:34.612	24.340	213	41.725	162	28.547	194		16	<b>1:31.555</b>	23.890	213	<b>40.207</b>	<b>171</b>	<b>27.458</b>	<b>194</b>	
7	1:39.878	25.370	207	41.531	151	32.977	138		17	1:31.805	23.922	213	40.386	167	27.497	195	
8	2:16.298	32.968	140	1:00.977	95	42.353	144		18	1:32.277	23.957	213	40.776	171	27.544	196	
9	2:10.125	35.095	130	55.198	100	39.832	194		19	1:32.486	24.002	211	40.882	168	27.602	194	
10	1:34.377	24.663	213	40.835	165	28.879	187										

### 28 Schramm, DEU

theoretical besttime: 1:53.548

1	1:43.542	29.478	<b>208</b>	<b>42.771</b>	<b>156</b>	<b>31.293</b>	<b>127</b>		3	1:13.487	107						
2	2:19.711	<b>39.484</b>	111	57.134	130	43.093											

### 29 Schumacher, DEU

theoretical besttime: 1:31.058

1	1:38.079	29.013	211	41.543	167	27.523	193		11	1:32.109	23.968	214	40.764	160	27.377	194	
2	1:32.936	24.525	208	40.360	166	28.051	193		12	1:32.054	23.922	214	40.539	161	27.593	194	
3	1:31.935	24.322	208	40.166	<b>172</b>	27.447	193		13	1:32.506	24.035	213	41.164	167	27.307	194	
4	1:31.956	24.158	209	40.350	170	27.448	194		14	<b>1:31.272</b>	23.905	213	<b>40.092</b>	<b>167</b>	27.275	195	
5	2:16.720	33.124	90	1:02.484	78	41.112	192		15	1:31.513	23.991	213	40.251	170	27.271	194	
6	1:32.719	24.193	211	40.994	160	27.532	195		16	1:31.282	23.941	212	40.173	171	<b>27.168</b>	<b>196</b>	
7	1:37.012	23.871	213	40.372	163	32.769	157		17	1:32.025	<b>23.798</b>	<b>213</b>	40.943	164	27.284	195	
8	2:16.073	33.444	113	1:01.142	110	41.487	135		18	1:32.240	23.970	213	40.874	163	27.396	196	
9	2:15.213	32.638	145	1:00.017	79	42.558	193		19	1:31.536	23.811	213	40.529	165	27.196	194	
10	1:32.551	23.988	<b>215</b>	41.042	160	27.521	194										

### 33 Aberdein, ZAF

theoretical besttime: 1:30.952

1	1:46.048	32.503	206	44.312	154	29.233	192		11	1:34.066	24.620	216	41.893	162	27.553	197	
2	1:36.270	24.726	215	41.882	157	29.662	186		12	1:33.540	<b>23.758</b>	<b>219</b>	41.133	161	28.649	186	
3	1:35.587	25.093	209	41.587	157	28.907	194		13	1:35.084	26.327	208	41.056	164	27.701	194	
4	1:36.564	23.944	216	41.344	159	31.276	147		14	1:32.491	23.962	215	40.535	173	27.994	194	
5	2:05.351	30.498	100	59.926	100	34.927	194		15	1:31.996	23.985	210	40.067	168	27.944	193	
6	1:36.500	24.333	215	41.984	155	30.183	182		16	1:32.230	24.165	211	40.524	165	27.541	195	
7	1:43.456	24.695	214	44.112	124	34.649	174		17	<b>1:31.290</b>	24.096	210	<b>39.946</b>	<b>170</b>	<b>27.248</b>	<b>195</b>	
8	2:17.741	32.215	83	1:00.034	89	45.492	107		18	1:32.453	23.834	213	40.438	164	28.181	196	
9	2:03.395	35.340	118	52.169	120	35.886	197		19	1:32.895	24.023	214	40.551	170	28.321	190	
10	1:35.606	23.987	218	41.843	160	29.776	185										





# ADAC Formel 4

## Sector List Race 3

Provisional

Reg. Nr.: CR 15/2016

Sunday, July 24, 2016 13:45:00



Red Bull Ring, Length: 4326m

Air temperature: 32.13°C

Track temperature: 45.53°C

Weather condition: Dry

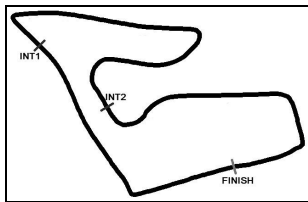
Lap	Time	SE1	SP1	SE2	SP2	SE3	SP3	TSP	Lap	Time	SE1	SP1	SE2	SP2	SE3	SP3	TSP
<b>35</b> Laliberte, FRA									<b>theoretical besttime: 1:30.691</b>								
1	1:44.931	32.545	214	43.399	160	28.987	194		11	1:32.794	24.157	215	41.187	171	27.450	197	
2	1:35.658	25.023	209	42.220	166	28.415	193		12	1:42.713	23.981	219	42.545	158	36.187		
3	1:33.099	24.558	209	41.017	<b>176</b>	27.524	194		13	2:14.718	1:05.807	205	41.231	169	27.680	193	
4	1:34.053	<b>23.783</b>	218	41.105	165	29.165	162		14	1:31.773	24.102	209	40.328	175	27.343	194	
5	2:08.757	31.464	109	1:00.659	89	36.634	197		15	1:31.462	24.044	209	40.032	176	27.386	193	
6	1:34.203	23.982	216	41.656	156	28.565	190		16	1:31.088	24.036	208	39.888	174	27.164	194	
7	1:45.178	27.612	203	43.408	142	34.158	155		17	<b>1:30.890</b>	23.982	208	<b>39.770</b>	<b>175</b>	<b>27.138</b>	<b>196</b>	
8	2:18.019	32.222	97	1:00.426	97	45.371	107		18	1:31.409	23.906	208	39.938	174	27.565	194	
9	2:05.204	34.520	135	52.757	122	37.927	195		19	1:31.049	23.929	209	39.833	174	27.287	194	
10	1:34.524	24.543	210	41.775	173	28.206	189										

<b>40</b> Hoogenboom, NLD									<b>theoretical besttime: 1:31.018</b>								
1	1:40.876	29.604	203	42.676	159	28.596	192		11	1:32.722	24.427	210	40.635	167	27.660	193	
2	1:33.314	24.330	209	41.101	162	27.883	186		12	1:31.534	24.024	211	40.201	168	27.309	195	
3	1:33.284	24.225	211	40.512	161	28.547	195		13	1:31.635	23.984	211	40.131	170	27.520	196	
4	1:33.523	24.363	213	41.234	163	27.926	194		14	1:32.312	<b>23.784</b>	<b>216</b>	40.797	164	27.731	195	
5	2:12.782	30.769	99	1:02.392	71	39.621	194		15	1:32.567	23.918	213	41.051	170	27.598	194	
6	1:33.157	24.076	<b>217</b>	41.350	163	27.731	<b>196</b>		16	1:31.434	23.873	214	40.029	171	27.532	192	
7	1:37.787	24.113	210	41.546	163	32.128	141		17	<b>1:31.273</b>	24.039	213	<b>39.989</b>	<b>173</b>	<b>27.245</b>	<b>196</b>	
8	2:16.511	33.487	129	1:01.357	101	41.667	117		18	1:31.483	23.914	212	40.018	171	27.551	196	
9	2:13.572	34.485	151	57.665	81	41.422	193		19	1:32.238	23.814	216	40.631	165	27.793	195	
10	1:33.092	23.987	217	41.230	158	27.875	192										

<b>44</b> Vips, ITA									<b>theoretical besttime: 1:30.970</b>								
1	1:40.088	29.246	212	42.622	160	28.220	191		11	1:33.777	24.260	213	41.736	163	27.781	195	
2	1:33.364	25.104	209	40.854	171	27.406	194		12	1:31.396	23.822	218	40.298	173	27.276	194	
3	1:33.802	24.003	214	41.310	157	28.489	194		13	1:31.213	23.897	212	40.115	175	27.201	194	
4	1:32.956	24.523	211	40.956	173	27.477	194		14	1:31.925	23.997	212	40.138	167	27.790	195	
5	2:13.215	31.098	93	1:02.525	77	39.592	195		15	1:31.717	23.962	215	40.392	175	27.363	195	
6	1:33.287	24.339	214	41.215	167	27.733	194		16	1:31.464	23.901	215	40.084	172	27.479	191	
7	1:37.609	24.347	208	40.930	158	32.332	141		17	<b>1:31.203</b>	23.959	213	<b>40.073</b>	<b>175</b>	<b>27.171</b>	<b>196</b>	
8	2:16.486	33.109	121	1:01.530	104	41.847	114		18	1:31.686	<b>23.726</b>	<b>215</b>	40.334	166	27.626	195	
9	2:13.551	33.773	152	58.444	79	41.334	194		19	1:31.846	23.966	215	40.272	171	27.608	194	
10	1:33.711	24.110	216	41.671	156	27.930	194										

<b>45</b> Wolf, DEU									<b>theoretical besttime: 1:31.924</b>								
1	1:42.464	31.222	206	41.941	156	29.301	189		11	1:33.372	24.285	210	41.211	159	27.876	192	
2	1:33.771	24.870	209	40.895	165	28.006	192		12	1:32.886	24.128	211	41.041	164	27.717	194	
3	1:33.080	24.139	211	41.164	165	27.777	193		13	1:32.335	<b>24.038</b>	<b>214</b>	40.576	164	27.721	192	
4	1:33.276	24.177	210	40.950	<b>169</b>	28.149	186		14	1:32.710	24.213	210	40.817	164	27.680	193	
5	2:12.517	32.771	94	1:01.802	91	37.944	192		15	1:32.265	24.155	210	40.469	164	27.641	192	
6	1:34.994	24.560	<b>216</b>	42.003	159	28.431	191		16	1:33.053	24.199	209	41.275	166	27.579	193	
7	1:39.638	24.225	210	42.003	142	33.410	144		17	1:32.342	24.111	209	40.466	164	27.765	191	
8	2:16.092	32.716	132	1:01.000	90	42.376	138		18	<b>1:32.136</b>	24.250	207	<b>40.362</b>	<b>168</b>	<b>27.524</b>	<b>191</b>	
9	2:10.912	35.136	134	55.303	98	40.473	193		19	1:32.248	24.163	209	40.416	167	27.669	192	
10	1:34.217	24.726	214	40.744	159	28.747	188										

<b>66</b> Laaksonen, FIN									<b>theoretical besttime: 1:31.204</b>								
1	1:36.590	27.804	203	40.981	173	27.805	192		11	1:32.006	<b>23.993</b>	<b>210</b>	40.649	173	27.364	192	
2	1:32.673	24.364	206	40.547	173	27.762	192		12	1:32.070	24.009	210	40.592	171	27.469	192	
3	1:32.280	24.251	207	40.430	173	27.599	192		13	1:32.215	24.222	208	40.623	174	27.370	193	
4	1:32.329	24.262	207	40.384	173	27.683	191		14	1:31.561	24.113	209	40.094	173	27.354	193	
5	2:17.370	33.770	92	1:02.547	73	41.053	192		15	1:31.452	24.128	208	40.098	175	27.226	194	
6	1:32.347	24.227	207	40.478	171	27.642	193		16	<b>1:31.280</b>	24.069	208	<b>40.041</b>	<b>175</b>	<b>27.170</b>	<b>193</b>	
7	1:37.431	24.174	208	40.348	161	32.909	153		17	1:32.122	24.131	206	40.712	176	27.279	194	
8	2:16.046	33.465	113	1:01.116	106	41.465	139		18	1:32.174	24.237	206	40.680	174	27.257	194	
9	2:15.225	32.614	155	1:00.081	77	42.530	192		19	1:31.604	24.062	206	40.292	174	27.250	193	
10	1:32.617	24.193	209	40.885	170	27.539	193										



# ADAC Formel 4

## Sector List Race 3

Provisional

Reg. Nr.: CR 15/2016

Sunday, July 24, 2016 13:45:00



Red Bull Ring, Length: 4326m

Air temperature: 32.13°C

Track temperature: 45.53°C

Weather condition: Dry

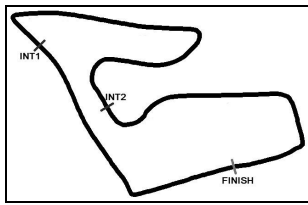
Lap	Time	SE1	SP1	SE2	SP2	SE3	SP3	TSP	Lap	Time	SE1	SP1	SE2	SP2	SE3	SP3	TSP
<b>68</b>	Correa, ITA								<b>theoretical besttime: 1:30.718</b>								
1	1:45.499	33.830	210	42.545	162	29.124	194		11	1:33.184	24.559	212	41.025	169	27.600	194	
2	1:35.612	24.545	212	42.445	161	28.622	196		12	1:32.469	23.818	215	40.791	165	27.860	194	
3	1:34.352	25.052	208	41.092	170	28.208	194		13	1:32.155	23.977	219	40.376	171	27.802	193	
4	1:33.918	24.408	208	40.549	174	28.961	160		14	1:31.630	23.874	215	40.302	177	27.454	195	
5	2:08.424	30.856	109	1:01.280	93	36.288	194		15	<b>1:31.294</b>	23.897	213	<b>39.996</b>	<b>175</b>	27.401	195	
6	1:32.985	24.486	213	40.295	170	28.204	194		16	1:31.973	23.775	217	40.636	172	27.562	195	
7	1:41.591	25.823	206	42.557	141	33.211	160		17	1:31.548	24.241	210	40.221	177	<b>27.086</b>	<b>196</b>	
8	2:17.164	32.776	117	1:00.633	96	43.755	137		18	1:31.739	23.794	213	40.357	171	27.588	197	
9	2:08.298	34.020	134	54.700	112	39.578	194		19	1:31.333	<b>23.636</b>	<b>213</b>	40.408	175	27.289	196	
10	1:34.254	24.115	214	41.306	165	28.833	190										

<b>75</b>	Esmeijer, NLD								<b>theoretical besttime: 1:31.310</b>								
1	1:45.310	32.944	215	43.314	156	29.052	<b>195</b>		11	1:33.863	24.645	211	41.529	163	27.689	194	
2	1:37.190	24.690	206	43.142	161	29.358	187		12	1:34.029	23.953	214	41.420	167	28.656	184	
3	1:34.950	25.160	216	41.498	158	28.292	194		13	1:32.887	24.655	215	40.804	171	27.428	194	
4	1:35.305	24.176	215	41.024	159	30.105	167		14	1:31.838	24.068	212	40.332	169	27.438	194	
5	2:05.920	29.903	98	1:00.513	105	35.504	193		15	1:31.608	23.922	212	40.137	169	27.549	195	
6	1:34.102	24.453	217	41.975	164	27.674	195		16	1:32.584	23.887	218	41.313	171	<b>27.384</b>	<b>193</b>	
7	1:41.697	24.279	210	43.640	146	33.778	145		17	<b>1:31.519</b>	24.004	213	<b>40.060</b>	<b>174</b>	27.455	193	
8	2:17.998	32.757	84	1:00.348	90	44.893	116		18	1:32.904	<b>23.866</b>	<b>215</b>	41.015	163	28.023	194	
9	2:06.140	32.766	147	54.630	119	38.744	195		19	1:32.461	23.976	213	40.425	170	28.060	192	
10	1:37.871	24.402	<b>218</b>	43.242	161	30.227	187										

<b>77</b>	van Uiter, NLD								<b>theoretical besttime: 1:31.091</b>								
1	1:46.488	34.204	212	42.824	155	29.460	192		11	1:35.476	24.669	210	42.525	159	28.282	194	
2	1:36.074	24.505	214	42.453	163	29.116	187		12	1:32.187	24.040	214	40.270	166	27.877	192	
3	1:42.716	25.823	201	43.018	147	33.875			13	1:32.465	24.667	210	40.434	170	27.364	193	
4	2:22.034	1:13.669	204	40.766	172	27.599	192		14	<b>1:31.218</b>	23.936	211	<b>40.122</b>	<b>170</b>	<b>27.160</b>	<b>195</b>	
5	1:33.715	25.168	208	41.035	173	27.512	192		15	1:32.230	23.922	213	40.727	169	27.581	195	
6	1:31.994	24.085	209	40.419	173	27.490	193		16	1:32.272	24.243	215	40.674	174	27.355	193	
7	1:33.797	24.811	207	41.037	162	27.949	175		17	1:31.771	23.919	212	40.254	168	27.598	196	
8	2:12.154	27.471	104	59.208	85	45.475	106		18	1:32.668	<b>23.809</b>	<b>214</b>	41.105	168	27.754	194	
9	2:03.395	35.097	116	51.900	118	36.398	191		19	1:31.818	23.913	212	40.451	169	27.454	192	
10	1:34.297	25.136	213	40.737	169	28.424	192										

<b>80</b>	Drugovich, AUT								<b>theoretical besttime: 1:31.299</b>								
1	1:39.812	28.867	210	42.806	163	28.139	193		10	1:33.766	24.466	209	41.038	164	28.262	191	
2	1:32.082	24.010	212	40.488	169	27.584	193		11	1:33.417	23.974	213	41.439	162	28.004	193	
3	1:35.090	24.368	208	41.897	160	28.825	189		12	1:35.302	26.462	204	41.025	163	27.815	193	
4	1:34.386	24.757	208	41.413	149	28.216	192		13	1:32.593	24.145	213	40.642	163	27.806	195	
5	2:12.818	31.253	100	1:02.128	74	39.437	191		14	1:32.453	<b>23.917</b>	<b>215</b>	40.772	162	27.764	192	
6	1:33.207	24.837	209	40.742	166	27.628	193		15	1:32.248	24.109	213	40.453	167	27.686	192	
7	1:37.930	23.960	212	41.515	160	32.455	142		16	<b>1:31.672</b>	23.968	213	40.385	170	<b>27.319</b>	<b>192</b>	
8	2:16.557	33.667	127	1:01.007	114	41.883	137		17	1:44.281	24.097	208	<b>40.063</b>	<b>171</b>	40.121	105	
9	2:13.166	35.159	164	57.007	87	41.000	192		18	2:23.499	39.547	130	55.448	117	48.504		

<b>81</b>	Nielsen, DNK								<b>theoretical besttime: 1:30.728</b>								
1	1:39.151	29.069	205	42.218	163	27.864	193		11	1:31.811	23.964	212	40.365	165	27.482	187	
2	1:33.491	25.164	210	40.654	165	27.673	194		12	1:31.728	23.925	214	40.351	165	27.452	194	
3	1:33.629	23.923	213	41.425	161	28.281	193		13	1:32.619	23.924	206	41.139	162	27.556	195	
4	1:32.650	24.079	211	40.950	164	27.621	194		14	1:32.213	23.775	216	40.949	165	27.489	195	
5	2:13.981	31.053	85	1:02.520	78	40.408	194		15	1:31.636	23.827	215	40.467	168	27.342	193	
6	1:33.417	24.418	213	41.378	166	27.621	194		16	1:31.102	23.883	211	39.971	167	27.248	194	
7	1:37.091	23.864	214	40.951	160	32.276	153		17	<b>1:31.019</b>	23.939	210	<b>39.948</b>	<b>170</b>	<b>27.132</b>	<b>193</b>	
8	2:16.639	33.101	110	1:01.529	128	42.009	132		18	1:31.910	23.928	211	40.633	167	27.349	196	
9	2:13.914	33.250	145	59.127	75	41.537	193		19	1:31.593	<b>23.648</b>	<b>213</b>	40.510	166	27.435	194	
10	1:33.331	24.150	210	41.613	163	27.568	193										



# ADAC Formel 4

## Sector List Race 3

Provisional

Reg. Nr.: CR 15/2016

Sunday, July 24, 2016 13:45:00



Red Bull Ring, Length: 4326m

Air temperature: 32.13°C

Track temperature: 45.53°C

Weather condition: Dry

Lap	Time	SE1	SP1	SE2	SP2	SE3	SP3	TSP	Lap	Time	SE1	SP1	SE2	SP2	SE3	SP3	TSP
<b>90 Piro, DEU</b>									<b>theoretical besttime: 1:32.673</b>								
1	1:44.352	31.688	212	43.497	152	29.167	189		7	1:43.756	25.573	210	43.511	140	34.672	184	
2	1:36.249	25.076	211	42.348	164	28.825	189		8	2:18.820	32.178	89	1:00.220	83	46.422		
3	1:35.968	24.602	<b>213</b>	41.766	163	29.600	190		9	3:21.757	2:12.111	205	41.532	162	28.114	191	
4	1:36.968	24.472	210	41.470	162	31.026	151		10	<b>1:33.125</b>	24.306	210	40.924	168	<b>27.895</b>	<b>192</b>	
5	2:05.794	29.887	101	1:00.318	100	35.589	<b>192</b>		11	1:39.106	<b>24.127</b>	<b>210</b>	<b>40.651</b>	<b>167</b>	34.328		
6	1:37.621	24.539	213	41.512	162	31.570	175										

<b>91 Fernandez Wahbeh, ITA</b>									<b>theoretical besttime: 1:31.668</b>								
1	1:42.177	29.835	216	43.046	166	29.296	194		11	1:33.057	24.677	212	40.582	167	27.798	193	
2	1:33.473	24.050	216	41.599	168	27.824	196		12	1:32.091	23.814	215	40.585	165	27.692	195	
3	1:32.408	23.885	215	40.442	<b>169</b>	28.081	196		13	1:31.939	24.001	214	40.358	166	<b>27.580</b>	<b>194</b>	
4	1:34.220	23.968	218	41.917	164	28.335	165		14	<b>1:31.694</b>	23.819	216	<b>40.291</b>	<b>164</b>	27.584	197	
5	2:12.451	32.258	108	1:02.121	84	38.072	<b>198</b>		15	1:32.734	23.898	217	41.177	167	27.659	197	
6	1:34.833	24.535	213	42.168	162	28.130	198		16	1:32.443	23.859	216	40.634	161	27.950	198	
7	1:38.175	<b>23.797</b>	216	41.424	154	32.954	146		17	1:34.101	23.873	216	42.364	163	27.864	193	
8	2:16.168	32.590	122	1:01.263	110	42.315	138		18	1:49.627	24.035	215	56.489	110	29.103	190	
9	2:11.884	35.057	164	56.489	90	40.338	198		19	1:33.022	24.458	207	40.625	168	27.939	193	
10	1:38.861	24.344	<b>219</b>	41.152	166	33.365	183										

<b>96 Mawson, DEU</b>									<b>theoretical besttime: 1:31.090</b>								
1	1:39.403	29.497	209	41.932	164	27.974	194		11	1:32.163	23.886	216	40.513	160	27.764	196	
2	1:32.897	24.443	208	40.818	170	27.636	194		12	1:31.820	23.841	217	40.523	162	27.456	197	
3	1:34.250	24.027	208	42.020	161	28.203	194		13	1:32.757	24.559	209	40.613	163	27.585	195	
4	1:31.897	23.855	213	40.637	<b>171</b>	27.405	196		14	1:31.343	23.774	216	40.243	168	27.326	197	
5	2:14.193	31.023	83	1:02.450	79	40.720	195		15	1:31.468	23.778	215	<b>40.178</b>	<b>165</b>	27.512	196	
6	1:32.639	24.520	208	40.804	170	27.315	196		16	1:31.370	<b>23.768</b>	<b>216</b>	40.264	166	27.338	197	
7	1:37.231	23.986	213	40.639	167	32.606	159		17	1:31.789	23.956	211	40.325	167	27.508	195	
8	2:16.274	33.085	119	1:01.463	114	41.726	138		18	1:32.180	24.418	207	40.491	168	27.271	196	
9	2:14.380	33.293	124	59.214	82	41.873	195		19	<b>1:31.330</b>	23.866	210	40.320	169	<b>27.144</b>	<b>195</b>	
10	1:32.888	24.463	211	40.723	165	27.702	194										

<b>99 Flörsch, DEU</b>									<b>theoretical besttime: 1:31.679</b>								
1	1:43.027	31.312	208	42.271	159	29.444	186		11	1:33.409	<b>23.998</b>	<b>215</b>	41.448	162	27.963	194	
2	1:33.825	25.018	210	41.054	166	27.753	194		12	1:32.596	24.336	210	40.637	166	27.623	193	
3	1:32.756	24.044	212	40.913	161	27.799	193		13	1:32.011	24.072	210	40.528	169	27.411	192	
4	1:33.274	24.165	211	40.879	164	28.230	173		14	1:32.331	24.074	210	40.729	165	27.528	193	
5	2:12.342	32.693	93	1:02.000	93	37.649	<b>194</b>		15	1:31.885	24.114	209	40.347	168	27.424	194	
6	1:33.595	24.382	212	41.210	164	28.003	192		16	<b>1:31.754</b>	24.073	209	<b>40.328</b>	<b>169</b>	<b>27.353</b>	<b>194</b>	
7	1:38.016	24.198	210	41.192	158	32.626	153		17	1:31.984	24.106	209	40.474	168	27.404	194	
8	2:16.354	33.059	124	1:01.184	113	42.111	118		18	1:32.175	24.064	209	40.600	174	27.511	194	
9	2:12.444	35.194	158	56.562	100	40.688	193		19	1:32.116	24.052	210	40.492	170	27.572	192	
10	1:33.396	24.472	212	40.959	167	27.965	192										