



ADAC TCR Germany

Result List Race 2



Provisional

Reg. Nr.: CR 15/2016

Amended
24.7.2016 - 15:06

Red Bull Ring, Length: 4326m

Air temperature: 29.07°C

Track temperature: 41.57°C

Weather condition: Dry

Sunday, July 24, 2016 10:40:00

started : 18 classified : 15 not classified : 3

	Nr. Drivers	Sponsor	Laps	Total Time	Gap	Kph	Lap	Time	Kph
	Cl. Car	Competitor							
1	41 S.Kirsch(DEU) Honda Civic TCR	ADAC Sachsen e.V.	16	30:21.579		138.1	9	1:38.579	157.9
2	22 H.Proczyk(AUT) SEAT Leon Cup Racer	HP Racing	16	30:23.564	1.985	137.5	14	1:39.075	157.1
3	10 A.Buri(FIN) SEAT Leon TCR	LMS Racing	16	30:28.096	6.517	137.5	15	1:39.292	156.8
4	61 M.Dablander(AUT) SEAT Leon Cup Racer	SEAT AUSTRIA	16	30:28.996	7.417	137.6	7	1:39.423	156.6
5	8 T.Lautenschlager(DEU) J VW Golf GTI TCR	Liqui Moly Team Engstler	16	30:29.507	7.928	137.3	11	1:39.495	156.5
6	66 R.Jost(CHE) SEAT Leon TCR	TOPCAR Sport	16	30:30.776	9.197	137.3	7	1:39.757	156.1
7	28 P.Eberle(CHE) SEAT Leon Cup Racer	STEIBEL MOTORSPORT	16	30:32.493	10.914	137.5	7	1:39.403	156.6
8	34 B.Schouten(NLD) SEAT Leon Cup Racer	Bas Koeten Racing	16	30:33.610	12.031	137.5	8	1:39.608	156.3
9	18 K.Jordan(DEU) VW Golf GTI TCR	H&R Spezialfedern	16	30:34.053	12.474	137.4	11	1:39.139	157.0
10	11 J.Schmarl(AUT) Honda Civic TCR	Target SRL	16	30:36.446	14.867	137.7	11	1:39.433	156.6
11	4 N.Mackschin(DEU) VW Golf GTI TCR	Liqui Moly Team Engstler	16	30:36.872	15.293	137.5	11	1:39.744	156.1
12	7 M.Halder(DEU) SEAT Leon Cup Racer	Liqui Moly Team Engstler	16	30:57.748	36.169	135.7	9	1:39.493	156.5
13	55 A.Belicchi Honda Civic TCR	Target SRL	15	29:14.204	1LAPS	136.5	14	1:38.448	158.1
14	68 N.Kankkunen(FIN) J SEAT Leon Cup Racer	LMS Racing	14	27:23.715	2 LAP	134.4	6	1:40.727	154.6
15	13 B.Leuchter(DEU) VW Golf GTI TCR	racing one	14	28:03.764	2 LAP	129.7	7	1:39.281	156.8
Not classified									
	80 F.Crocker(SCO) Honda Civic TCR	VFR Racing	11	23:07.247	5 LAP	124.1	7	1:39.145	157.0
	88 D.Fugel(DEU) J Honda Civic TCR	ADAC Sachsen e.V.							
	99 J.Files(GBR) Honda Civic TCR	Target SRL							
Excluded									
	6 T.Zimmermann(DEU) VW Golf GTI TCR	Liqui Moly Team Engstler				136.4	9	1:38.976	157.3

Fastest lap of the race. Car 55 driver on lap 14. Time 1:38.448, average speed 158.1 km/h.

race director decision no. 96 drive-through penalty for car #55, replaced by 30 sec time penalty

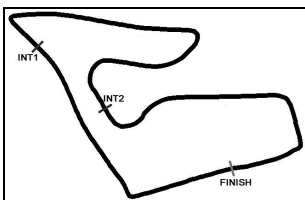
Following stewards decision no. 101 exclusion for car no. 6

Subject to final scrutineering!

Publications Time:

Clerk of the course:

Time Keeping:



ADAC TCR Germany

Lap Chart Race 2

Provisional

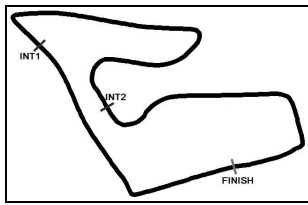


Red Bull Ring, Length: 4326 m

Sunday 24.July 2016 10:40

LapCha	1	2	3	4	5	6	7	8	9	10	11	12	13	14	15	16	17	18	19	20	21	22	23	24	25	26	27	28	29	30	31	32	33	34	35	36	37	38	39	40	41	42	43	44	45									
LAP 1	13	22	6	55	8	10	66	41	61	80	28	18	34	7	68	4	11																																					
LAP 2	13	22	6	55	8	10	66	41	61	80	28	18	34	7	68	4	11																																					
LAP 3	13	22	6	55	8	10	66	41	61	80	28	18	34	7	68	4	11																																					
LAP 4	13	22	6	55	8	10	66	41	61	80	28	18	34	7	68	4	11																																					
LAP 5	13	22	6	55	8	10	66	41	61	80	28	18	34	7	68	4	11																																					
LAP 6	13	22	6	55	8	10	41	80	61	66	28	34	18	7	68	4	11																																					
LAP 7	13	22	6	55	8	41	10	80	61	66	28	7	34	18	4	68	11																																					
LAP 8	13	22	6	41	8	10	80	55	61	66	28	7	34	4	18	11	68																																					
LAP 9	13	22	6	41	8	10	55	80	61	66	28	7	34	4	18	11	68																																					
LAP 10	13	22	41	6	55	61	10	8	66	28	7	34	4	18	11	68	80																																					
LAP 11	22	41	6	55	13	61	10	8	66	28	7	34	4	18	11	68	80																																					
LAP 12	41	22	6	13	55	61	10	8	66	28	7	34	18	4	11	68																																						
LAP 13	41	22	6	55	13	10	61	8	66	28	34	18	4	11	7	68																																						
LAP 14	41	22	6	55	10	61	8	66	28	34	18	4	11	68	7	13																																						
LAP 15	41	22	6	55	10	61	8	66	28	34	18	4	11	7																																								
LAP 16	41	22	10	61	8	66	28	34	18	11	4	7																																										

. - PIT STOP ' - LAP BEHIND



ADAC TCR Germany



Sector List Race 2

Provisional

Reg. Nr.: CR 15/2016

Sunday, July 24, 2016 10:40:00

Red Bull Ring, Length: 4326m

Air temperature: 28.62°C

Track temperature: 41.4°C

Weather condition: Dry

Lap	Time	SE1	SP1	SE2	SP2	SE3	SP3	TSP	Lap	Time	SE1	SP1	SE2	SP2	SE3	SP3	TSP
4 Mackschin, DEU									theoretical besttime: 1:39.411								
1	2:18.804	36.482	206	57.458	99	44.864	132		9	1:40.178	25.247	213	44.302	150	30.629	185	
2	2:59.556	36.612	122	1:00.306	88	1:22.638			10	1:40.081	25.275	210	44.135	147	30.671	184	
3	2:41.058	49.154	205	44.436	145	1:07.468			11	1:39.744	25.252	212	43.845	148	30.647	186	
4	2:15.566	44.317	206	49.242	87	42.007	97		12	1:40.978	25.174	211	44.150	143	31.654	185	
5	1:58.184	29.656	166	50.546	114	37.982	182		13	1:40.039	25.236	211	44.101	148	30.702	185	
6	1:40.197	25.307	212	44.011	152	30.879	186		14	1:39.750	25.162	212	43.995	148	30.593	184	
7	1:41.573	25.296	213	45.526	150	30.751	186		15	1:39.945	25.247	211	44.050	145	30.648	185	
8	1:39.954	24.973	213	44.323	154	30.658	184		16	1:41.265	25.251	209	44.856	141	31.158	160	

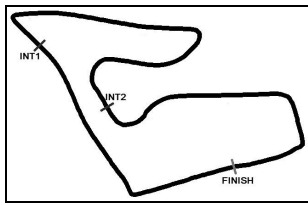
6 Zimmermann, DEU									theoretical besttime: 1:38.945								
1	2:05.887	30.312	185	54.604	93	40.971	135		9	1:38.976	25.027	212	43.529	145	30.420	186	
2	2:45.682	38.055	100	1:02.715	97	1:04.912			10	1:40.152	25.061	211	44.642	144	30.449	186	
3	2:45.385	47.543	135	1:00.445	96	57.397			11	1:39.824	25.032	213	43.988	140	30.804	186	
4	2:26.943	45.184	148	1:00.222	90	41.537	151		12	1:40.064	25.150	210	44.317	147	30.597	187	
5	2:03.316	29.744	157	54.164	103	39.408	186		13	1:39.154	25.164	210	43.533	147	30.457	187	
6	1:39.991	25.282	210	44.082	148	30.627	187		14	1:39.177	25.036	210	43.664	146	30.477	187	
7	1:39.784	25.008	213	44.143	146	30.633	185		15	1:39.363	25.067	212	43.806	148	30.490	186	
8	1:40.159	25.018	210	44.733	144	30.408	185		16		25.105	211	1:45.817	56			

7 Halder, DEU									theoretical besttime: 1:39.326								
1	2:17.195	35.449	207	56.861	93	44.885	139		9	1:39.493	25.243	210	43.683	145	30.567	184	
2	2:56.967	36.925	119	1:00.465	93	1:19.577			10	1:39.575	25.092	210	43.891	146	30.592	184	
3	2:41.584	48.515	201	45.330	115	1:07.739			11	1:40.114	25.216	208	44.000	142	30.898	183	
4	2:17.841	44.685	202	51.046	94	42.110	105		12	1:40.478	25.447	206	44.143	145	30.888	185	
5	1:58.468	29.742	172	50.585	118	38.141	182		13	1:45.042	25.159	210	44.005	150	35.878		
6	1:40.780	25.470	209	44.075	151	31.235	182		14	1:55.969	41.455	202	43.894	143	30.620	183	
7	1:40.801	25.621	204	44.629	146	30.551	185		15	1:39.653	25.227	206	43.754	147	30.672	182	
8	1:39.562	25.253	209	43.758	148	30.551	185		16	1:44.226	27.322	201	44.506	143	32.398	170	

8 Lautenschlager, DEU									theoretical besttime: 1:39.328								
1	2:08.408	30.896	197	55.835	94	41.677	123		9	1:39.784	25.066	213	43.851	147	30.867	185	
2	2:47.763	37.624	84	1:01.989	87	1:08.150			10	1:42.792	25.912	210	46.177	144	30.703	187	
3	2:45.254	45.779	175	59.109	86	1:00.366			11	1:39.495	25.112	210	43.830	144	30.553	187	
4	2:24.357	44.119	200	58.839	94	41.399	153		12	1:39.507	25.061	210	43.780	147	30.666	186	
5	2:02.233	29.611	165	53.358	104	39.264	186		13	1:39.971	25.034	212	44.029	145	30.908	186	
6	1:39.908	25.239	213	44.061	146	30.608	187		14	1:39.640	25.020	213	43.861	146	30.759	186	
7	1:40.136	25.084	213	44.524	147	30.528	186		15	1:39.784	25.059	211	44.012	142	30.713	185	
8	1:40.314	25.038	211	44.663	144	30.613	187		16	1:40.161	25.130	211	44.251	145	30.780	183	

10 Buri, FIN									theoretical besttime: 1:39.032								
1	2:09.436	32.643	211	55.117	94	41.676	125		9	1:39.610	24.854	217	43.984	145	30.772	187	
2	2:48.445	37.643	90	1:01.649	88	1:09.153			10	1:42.041	25.541	210	45.848	144	30.652	187	
3	2:45.129	46.405	193	57.484	98	1:01.240			11	1:39.404	24.843	217	44.010	142	30.551	189	
4	2:24.306	44.986	203	57.282	99	42.038	145		12	1:39.543	24.901	216	44.208	145	30.434	187	
5	2:00.988	29.364	183	52.868	110	38.756	186		13	1:39.659	24.819	217	44.359	147	30.481	187	
6	1:40.116	25.152	215	44.415	145	30.549	186		14	1:39.551	24.946	215	43.977	147	30.628	186	
7	1:40.227	25.098	216	44.523	139	30.606	187		15	1:39.292	25.002	213	43.779	145	30.511	185	
8	1:40.062	25.053	216	44.275	141	30.734	185		16	1:40.287	25.164	213	44.511	146	30.612	185	

11 Schmarl, AUT									theoretical besttime:								
1	2:20.357					2:20.357			9	1:39.958							
2	2:59.996								10	1:40.834							
3	2:40.682								11	1:39.433							
4	2:15.003								12	1:40.035							
5	1:57.748								13	1:40.104							
6	1:40.353								14	1:39.565							
7	1:41.868								15	1:39.955							
8	1:40.137								16	1:40.418							



ADAC TCR Germany



Sector List Race 2

Provisional

Reg. Nr.: CR 15/2016

Red Bull Ring, Length: 4326m

Air temperature: 28.62°C

Track temperature: 41.4°C

Weather condition: Dry

Sunday, July 24, 2016 10:40:00

Lap	Time	SE1	SP1	SE2	SP2	SE3	SP3	TSP	Lap	Time	SE1	SP1	SE2	SP2	SE3	SP3	TSP
-----	------	-----	-----	-----	-----	-----	-----	-----	-----	------	-----	-----	-----	-----	-----	-----	-----

13 Leuchter, DEU

theoretical besttime: 1:39.239

1	2:03.096	29.635	203	53.667	94	39.794	140		8	1:39.405	25.088	208	43.849	145	30.468	185	
2	2:44.347	39.440	108	1:02.081	94	1:02.826			9	1:39.408	25.070	209	43.895	142	30.443	185	
3	2:46.132	50.068	125	1:00.569	96	55.495			10	1:39.935	25.220	207	44.105	145	30.610	183	
4	2:28.098	46.585	149	1:00.617	94	40.896	167		11	1:42.544	25.263	209	45.472	142	31.809	183	
5	2:04.812	30.130	153	54.963	106	39.719	184		12	1:40.813	25.374	210	44.530	142	30.909	184	
6	1:39.767	25.305	208	43.803	148	30.659	184		13	1:40.653	25.243	211	44.508	142	30.902	185	
7	1:39.281	25.102	207	43.726	142	30.453	185		14	2:35.473	25.163	210	1:06.535	35	1:03.775		

18 Jordan, DEU

theoretical besttime: 1:39.114

1	2:14.833	34.917	200	56.329	97	43.587	141		9	1:39.925	24.923	213	44.020	151	30.982	186	
2	2:54.359	36.929	110	1:01.483	92	1:15.947			10	1:40.334	25.383	209	44.090	142	30.861	186	
3	2:43.768	48.075	206	48.605	101	1:07.088			11	1:39.139	24.891	213	43.812	141	30.436	186	
4	2:19.060	44.046	207	53.044	93	41.970	121		12	1:40.364	25.214	210	44.248	140	30.902	186	
5	1:59.412	29.619	180	51.319	126	38.474	186		13	1:39.332	24.899	210	43.834	139	30.599	186	
6	1:41.180	25.266	210	44.084	145	31.830	184		14	1:39.271	25.041	212	43.788	144	30.442	186	
7	1:41.794	25.692	208	45.522	140	30.580	183		15	1:39.549	25.186	212	43.928	142	30.435	186	
8	1:41.299	25.276	208	44.739	151	31.284	186		16	1:40.434	25.095	213	44.705	140	30.634	183	

22 Proczyk, AUT

theoretical besttime: 1:38.880

1	2:05.247	30.081	194	54.448	91	40.718	138		9	1:39.229	25.074	211	43.644	144	30.511	186	
2	2:44.820	38.122	108	1:02.413	90	1:04.285			10	1:39.927	25.047	212	44.165	148	30.715	185	
3	2:45.462	48.250	136	1:00.669	94	56.543			11	1:40.084	24.999	210	44.331	144	30.754	186	
4	2:27.518	45.576	135	1:00.598	86	41.344	159		12	1:40.288	25.156	210	44.253	144	30.879	186	
5	2:03.983	29.607	143	54.829	95	39.547	184		13	1:39.529	25.061	212	43.717	149	30.751	185	
6	1:39.838	25.078	212	43.805	145	30.955	184		14	1:39.075	24.998	211	43.505	150	30.572	185	
7	1:39.461	25.045	212	43.745	148	30.671	186		15	1:39.290	25.183	211	43.448	146	30.659	185	
8	1:39.187	24.921	213	43.676	150	30.590	186		16	1:40.626	25.091	212	44.090	142	31.445	183	

28 Eberle, CHE

theoretical besttime: 1:39.126

1	2:13.808	34.709	202	56.287	98	42.812	136		9	1:40.412	26.073	208	43.794	145	30.545	185	
2	2:53.293	37.090	111	1:01.661	88	1:14.542			10	1:39.664	25.151	211	43.792	145	30.721	183	
3	2:44.460	47.311	168	50.748	100	1:06.401			11	1:40.507	25.532	210	44.297	144	30.678	185	
4	2:19.972	43.776	184	53.799	87	42.397	111		12	1:39.960	25.200	210	44.045	140	30.715	185	
5	1:59.558	29.508	180	51.106	119	38.944	185		13	1:39.927	25.183	210	44.033	144	30.711	183	
6	1:41.068	25.139	213	44.477	142	31.452	183		14	1:40.158	25.226	210	44.116	140	30.816	180	
7	1:39.403	25.393	210	43.542	144	30.468	185		15	1:39.986	25.424	209	43.918	143	30.644	185	
8	1:39.804	25.116	213	43.818	143	30.870	185		16	1:40.513	25.239	209	44.502	143	30.772	183	

34 Schouten, NLD

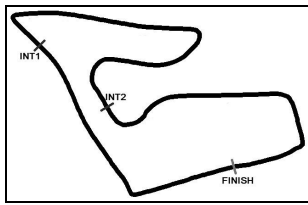
theoretical besttime: 1:39.468

1	2:15.793	34.809	203	56.422	96	44.562	146		9	1:39.888	25.350	208	43.753	150	30.785	182	
2	2:55.514	36.660	114	1:01.387	92	1:17.467			10	1:39.847	25.217	210	43.980	151	30.650	184	
3	2:42.788	48.781	202	46.513	108	1:07.494			11	1:40.038	25.416	208	43.829	152	30.793	183	
4	2:18.657	43.990	203	52.683	100	41.984	118		12	1:39.900	25.295	208	43.956	148	30.649	184	
5	1:58.972	29.550	169	51.034	120	38.388	183		13	1:40.040	25.411	209	43.831	144	30.798	183	
6	1:40.771	25.449	211	43.907	144	31.415	182		14	1:39.900	25.341	208	43.851	152	30.708	182	
7	1:41.743	25.967	204	44.913	150	30.863	183		15	1:39.707	25.241	209	43.850	151	30.616	183	
8	1:39.608	25.310	210	43.800	154	30.498	184		16	1:40.444	25.286	210	44.287	151	30.871	183	

41 Kirsch, DEU

theoretical besttime: 1:38.391

1	2:11.154	34.407	208	54.803	91	41.944	128		9	1:38.579	24.687	218	43.378	150	30.514	189	
2	2:49.970	38.073	111	1:01.128	100	1:10.769			10	1:39.229	24.722	216	43.974	147	30.533	188	
3	2:44.771	48.264	197	53.769	100	1:02.738			11	1:39.116	24.602	217	44.103	146	30.411	189	
4	2:23.187	44.937	202	56.036	88	42.214	129		12	1:39.410	25.031	216	43.763	147	30.616	188	
5	2:00.651	28.844	177	52.696	101	39.111	186		13	1:39.209	25.080	213	43.580	147	30.549	188	
6	1:39.402	24.911	214	43.951	147	30.540	188		14	1:39.034	24.978	214	43.493	147	30.563	188	
7	1:39.286	24.716	213	43.924	144	30.646	189		15	1:38.847	24.936	213	43.425	146	30.486	188	
8	1:39.607	24.867	210	44.254	146	30.486	188		16	1:40.127	25.225	213	44.306	147	30.596	186	



ADAC TCR Germany



Sector List Race 2

Provisional

Reg. Nr.: CR 15/2016

Sunday, July 24, 2016 10:40:00

Red Bull Ring, Length: 4326m

Air temperature: 28.62°C

Track temperature: 41.4°C

Weather condition: Dry

Lap	Time	SE1	SP1	SE2	SP2	SE3	SP3	TSP	Lap	Time	SE1	SP1	SE2	SP2	SE3	SP3	TSP
-----	------	-----	-----	-----	-----	-----	-----	-----	-----	------	-----	-----	-----	-----	-----	-----	-----

55 Belicchi

theoretical besttime:

1	2:07.405					2:07.405			9	1:39.177							
2	2:46.704								10	1:38.916							
3	2:44.690								11	1:39.081							
4	2:26.082								12	1:41.649							
5	2:02.892								13	1:38.784							
6	1:39.810								14	1:38.448							
7	1:39.817								15	1:38.753							
8	1:41.996																

61 Dablander, AUT

theoretical besttime: 1:39.128

1	2:11.867	34.543	203	55.374	95	41.950	123		9	1:39.701	25.228	211	43.843	141	30.630	186
2	2:51.417	37.923	107	1:01.424	106	1:12.070			10	1:40.004	25.006	213	44.237	136	30.761	185
3	2:44.890	48.166	189	52.495	91	1:04.229			11	1:39.626	25.037	213	43.947	136	30.642	186
4	2:22.021	44.206	190	55.405	107	42.410	129		12	1:39.668	25.145	210	43.974	140	30.549	186
5	1:59.761	28.600	178	52.294	106	38.867	183		13	1:40.569	25.002	211	44.772	145	30.795	186
6	1:41.103	25.191	213	45.177	148	30.735	185		14	1:39.565	24.938	212	43.927	139	30.700	185
7	1:39.423	25.102	211	43.774	136	30.547	186		15	1:39.592	25.126	211	43.938	140	30.528	186
8	1:39.437	24.983	213	43.662	144	30.792	186		16	1:40.352	25.098	211	44.422	139	30.832	185

66 Jost, CHE

theoretical besttime: 1:39.203

1	2:10.179	33.434	203	55.039	88	41.706	127		9	1:40.096	25.615	210	43.964	134	30.517	185
2	2:49.452	37.832	110	1:01.421	94	1:10.199			10	1:39.849	25.126	213	44.038	140	30.685	185
3	2:44.475	46.606	194	56.408	97	1:01.461			11	1:40.153	25.338	213	44.469	145	30.346	186
4	2:24.123	44.802	193	57.152	96	42.169	136		12	1:39.845	25.270	211	44.197	136	30.378	187
5	2:00.837	29.223	178	52.632	106	38.982	183		13	1:39.759	25.026	214	44.081	139	30.652	186
6	1:42.211	25.619	209	45.687	141	30.905	184		14	1:39.902	25.105	214	44.390	138	30.407	186
7	1:39.757	25.320	213	43.831	139	30.606	185		15	1:39.957	25.265	211	44.243	136	30.449	186
8	1:40.163	25.137	214	44.089	141	30.937	185		16	1:40.018	25.314	212	44.228	136	30.476	185

68 Kankkunen, FIN

theoretical besttime: 1:39.749

1	2:17.759	35.137	210	57.954	102	44.668	136		9	1:40.943	25.813	211	43.981	137	31.149	180
2	2:58.641	37.029	114	1:00.361	93	1:21.251			10	1:41.671	25.685	194	45.089	132	30.897	186
3	2:40.936	49.616	206	45.038	131	1:06.282			11	1:41.033	25.268	192	44.827	143	30.938	186
4	2:17.040	45.020	196	50.163	94	41.857	107		12	1:41.617	25.578	202	45.012	138	31.027	185
5	1:58.039	29.688	170	50.641	116	37.710	186		13	1:40.740	25.282	207	44.620	136	30.838	186
6	1:40.727	25.406	208	44.292	141	31.029	186		14	1:41.200	25.422	210	44.626	136	31.152	185
7	1:42.278	25.329	206	46.129	141	30.820	187		15		25.351	203				
8	1:41.091	24.948	212	45.160	139	30.983	187									

80 Crocker, SCO

theoretical besttime: 1:38.818

1	2:12.564	34.810	200	55.685	102	42.069	140		7	1:39.145	25.148	213	43.475	142	30.522	188
2	2:52.835	37.743	109	1:01.605	96	1:13.487			8	1:39.440	24.821	215	43.966	143	30.653	188
3	2:44.210	48.326	163	50.616	99	1:05.268			9	1:39.772	24.874	216	44.188	142	30.710	189
4	2:21.309	44.707	178	54.069	89	42.533	117		10	1:53.208	25.386	208	50.466	118	37.356	140
5	1:59.675	29.168	190	51.406	108	39.101	186		11	2:25.103	33.469	141	1:01.904	111	49.730	
6	1:39.986	24.978	216	44.370	140	30.638	186									