



ADAC Formel 4

Result List Race 2

Provisional

Reg. Nr.: CR 15/2016

Sunday, July 24, 2016 9:50:00



Red Bull Ring, Length: 4326m

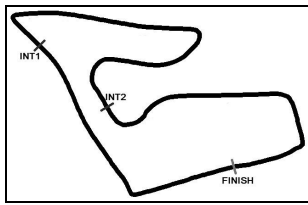
Air temperature: 27.24°C

Track temperature: 39.45°C

Weather condition: Dry

started : 35 classified : 32 not classified : 3

Nr.	Drivers	Sponsor	Laps	Total Time	Gap	Kph	Lap	Time	Kph
Cl.	Car	Competitor							
1	96 J.Mawson(DEU) ADAC Formel 4 powered by Abarth	Van Amersfoort Racing	19	31:22.455		156.8	17	1:30.760	171.5
2	6 M.Ortmann(DEU) ADAC Formel 4 powered by Abarth	ADAC Berlin-Brandenburg e.V.	19	31:28.376	5.921	156.7	11	1:31.078	170.9
3	81 N.Nielsen(DNK) R ADAC Formel 4 powered by Abarth	Neuhauser Racing	19	31:28.711	6.256	156.7	10	1:30.883	171.3
4	44 J.Vips(ITA) R ADAC Formel 4 powered by Abarth	Prema Powerteam	19	31:30.691	8.236	156.5	19	1:30.724	171.6
5	28 K.Schramm(DEU) ADAC Formel 4 powered by Abarth	US Racing	19	31:32.957	10.502	156.2	11	1:31.055	171.0
6	2 J.Fittje(DEU) ADAC Formel 4 powered by Abarth	US Racing	19	31:33.182	10.727	156.1	14	1:31.008	171.1
7	75 J.Esmeijer(NLD) ADAC Formel 4 powered by Abarth	Team Timo Scheider GmbH	19	31:33.906	11.451	156.4	15	1:31.214	170.7
8	91 S.Fernandez Wahbeh(ITA) R ADAC Formel 4 powered by Abarth	RB Racing SA	19	31:34.206	11.751	156.3	15	1:31.144	170.8
9	33 J.Aberlein(ZAF) R ADAC Formel 4 powered by Abarth	Motopark	19	31:35.216	12.761	156.4	19	1:30.809	171.4
10	5 L.Zendeli(DEU) R ADAC Formel 4 powered by Abarth	ADAC Berlin-Brandenburg e.V.	19	31:36.710	14.255	156.0	13	1:30.850	171.4
11	29 M.Schumacher(DEU) ADAC Formel 4 powered by Abarth	Prema Powerteam	19	31:38.075	15.620	156.4	15	1:30.693	171.7
12	7 O.Söderström(SWE) ADAC Formel 4 powered by Abarth	ADAC Berlin-Brandenburg e.V.	19	31:38.455	16.000	156.1	13	1:30.972	171.1
13	25 M.Müller-Crepon(CHE) ADAC Formel 4 powered by Abarth	Van Amersfoort Racing	19	31:38.756	16.301	155.9	17	1:30.787	171.5
14	13 Y.Brandt(DEU) R ADAC Formel 4 powered by Abarth	Lechner Racing	19	31:42.028	19.573	155.6	14	1:31.480	170.2
15	20 K.Kratz(DEU) ADAC Formel 4 powered by Abarth	Jenzer Motorsport	19	31:42.529	20.074	156.0	14	1:31.088	170.9
16	15 M.Waldherr(DEU) ADAC Formel 4 powered by Abarth	Lechner Racing	19	31:44.253	21.798	155.7	16	1:30.996	171.1
17	66 S.Laaksonen(FIN) ADAC Formel 4 powered by Abarth	Motopark	19	31:46.124	23.669	155.5	19	1:30.984	171.1
18	68 J.Correa(ITA) R ADAC Formel 4 powered by Abarth	Prema Powerteam	19	31:47.420	24.965	155.0	16	1:30.572	171.9
19	35 K.Laliberte(FRA) ADAC Formel 4 powered by Abarth	Van Amersfoort Racing	19	31:49.547	27.092	154.7	11	1:31.058	171.0
20	19 F.Scherer(CHE) R ADAC Formel 4 powered by Abarth	Jenzer Motorsport	19	31:50.358	27.903	155.0	15	1:30.730	171.6
21	90 C.Piro(DEU) ADAC Formel 4 powered by Abarth	Team Piro Sport Interdental	19	31:53.300	30.845	155.1	13	1:31.166	170.8
22	27 L.Gachot(GBR) ADAC Formel 4 powered by Abarth	US Racing	19	31:53.654	31.199	155.0	11	1:31.678	169.8
23	77 J.van Uiter(NLD) ADAC Formel 4 powered by Abarth	Jenzer Motorsport	19	31:53.936	31.481	155.0	19	1:31.249	170.6
24	40 L.Hoogenboom(NLD) R ADAC Formel 4 powered by Abarth	Van Amersfoort Racing	19	31:56.489	34.034	154.3	15	1:30.961	171.2
25	10 A.Estner(DEU) R ADAC Formel 4 powered by Abarth	RS Competition	19	31:57.469	35.014	154.8	19	1:31.542	170.1
26	23 J.Hanses(DEU) R ADAC Formel 4 powered by Abarth	Team Timo Scheider GmbH	19	31:59.566	37.111	154.6	11	1:31.716	169.8



ADAC Formel 4

Result List Race 2

Provisional

Reg. Nr.: CR 15/2016

Sunday, July 24, 2016 9:50:00



Red Bull Ring, Length: 4326m

Air temperature: 27.24°C

Track temperature: 39.45°C

Weather condition: Dry

started : 35 classified : 32 not classified : 3

Nr.	Drivers	Sponsor	Laps	Total Time	Gap	Kph	Lap	Time	Kph
Cl.	Car	Competitor							
27	99 S.Flörsch(DEU) ADAC Formel 4 powered by Abarth	Motopark	19	32:01.591	39.136	154.1	11	1:31.496	170.2
28	21 M.Halder(DEU) ADAC Formel 4 powered by Abarth	Liqui Moly Team Engstler	19	32:02.107	39.652	154.5	19	1:32.493	168.3
29	3 C.Schreiner(DEU) ADAC Formel 4 powered by Abarth	US Racing	19	32:17.537	55.082	153.0	10	1:31.970	169.3
30	17 D.Ciantini(CHE) ADAC Formel 4 powered by Abarth	Jenzer Motorsport	18	30:37.390	1LAPS	152.8	15	1:31.159	170.8
31	18 J.Meikup(EST) ADAC Formel 4 powered by Abarth	Jenzer Motorsport	18	31:24.226	1LAPS	149.0	15	1:31.815	169.6
32	45 T.Wolf(DEU) ADAC Formel 4 powered by Abarth	KUG-Motorsport	17	28:43.784	2 LAP	153.6	14	1:31.175	170.8
Not classified									
8	L.Engstler(DEU) ADAC Formel 4 powered by Abarth	Liqui Moly Team Engstler	13	22:43.380	6 LAP	148.3	11	1:31.500	170.2
80	F.Drugovich(AUT) R ADAC Formel 4 powered by Abarth	Neuhauser Racing	6	12:41.299	13 LAP	119.0	2	1:48.782	143.1
14	T.Preining(AUT) ADAC Formel 4 powered by Abarth	Lechner Racing							

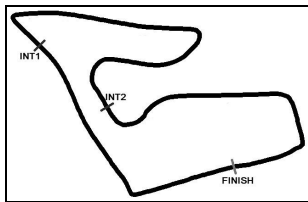
Fastest lap of the race. Car 68 driver Juan Manuel Correa on lap 16. Time 1:30.572, average speed 171.9 km/h.

Subject to final scrutineering!

Publications Time:

Clerk of the course:

Time Keeping:



ADAC Formel 4

Class Result List Race 2



Provisional

Reg. Nr.: CR 15/2016

Sunday, July 24, 2016 9:50:00



Red Bull Ring, Length: 4326m
Air temperature: 27.24°C
Track temperature: 39.45°C
Weather condition: Dry

started : 35 classified : 32 not classified : 3

Nr. Drivers	Sponsor	Laps	Total Time	Gap	Kph	Lap	Time	Kph
Car	Competitor							

CLASS: Rookie

Started: 12	Classified: 11	Not Classified: 1						
1 81 N.Nielsen(DNK) ADAC Formel 4 powered by Abarth		Neuhauser Racing	19	31:28.711		156.7	10	1:30.883 171.3
2 44 J.Vips(ITA) ADAC Formel 4 powered by Abarth		Prema Powerteam	19	31:30.691	1.980	156.5	19	1:30.724 171.6
3 91 S.Fernandez Wahbeh(ITA) ADAC Formel 4 powered by Abarth		RB Racing SA	19	31:34.206	5.495	156.3	15	1:31.144 170.8
4 33 J.Aberdein(ZAF) ADAC Formel 4 powered by Abarth		Motopark	19	31:35.216	6.505	156.4	19	1:30.809 171.4
5 5 L.Zendeli(DEU) ADAC Formel 4 powered by Abarth		ADAC Berlin-Brandenburg e.V.	19	31:36.710	7.999	156.0	13	1:30.850 171.4
6 13 Y.Brandt(DEU) ADAC Formel 4 powered by Abarth		Lechner Racing	19	31:42.028	13.317	155.6	14	1:31.480 170.2
7 68 J.Correa(ITA) ADAC Formel 4 powered by Abarth		Prema Powerteam	19	31:47.420	18.709	155.0	16	1:30.572 171.9
8 19 F.Scherer(CHE) ADAC Formel 4 powered by Abarth		Jenzer Motorsport	19	31:50.358	21.647	155.0	15	1:30.730 171.6
9 40 L.Hoogenboom(NLD) ADAC Formel 4 powered by Abarth		Van Amersfoort Racing	19	31:56.489	27.778	154.3	15	1:30.961 171.2
10 10 A.Estner(DEU) ADAC Formel 4 powered by Abarth		RS Competition	19	31:57.469	28.758	154.8	19	1:31.542 170.1
11 23 J.Hanses(DEU) ADAC Formel 4 powered by Abarth		Team Timo Scheider GmbH	19	31:59.566	30.855	154.6	11	1:31.716 169.8
Not classified								
80 F Drugovich(AUT) ADAC Formel 4 powered by Abarth		Neuhauser Racing	6	12:41.299	13 LAP	119.0	2	1:48.782 143.1

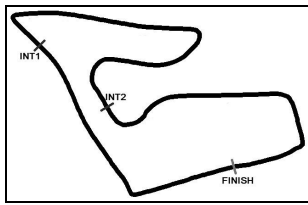
Fastest lap of the class. Car 68 driver Juan Manuel Correa on lap 16. Time 1:30.572, average speed 171.9 km/h.

Subject to final scrutineering!

Publications Time:

Clerk of the course:

Time Keeping:



ADAC Formel 4

Sector List Race 2

Provisional

Reg. Nr.: CR 15/2016

Sunday, July 24, 2016 9:50:00



Red Bull Ring, Length: 4326m

Air temperature: 27.24°C

Track temperature: 39.45°C

Weather condition: Dry

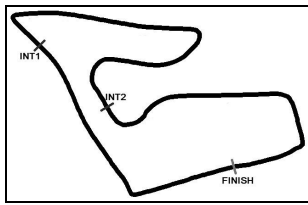
Lap	Time	SE1	SP1	SE2	SP2	SE3	SP3	TSP	Lap	Time	SE1	SP1	SE2	SP2	SE3	SP3	TSP
2 Fittje, DEU									theoretical besttime: 1:30.778								
1	1:38.475	28.685	204	41.902	173	27.888	191		11	1:31.156	24.026	210	39.921	181	27.209	194	
2	1:41.541	25.223	196	43.152	168	33.166	138		12	1:31.213	24.000	210	39.941	180	27.272	193	
3	2:12.120	29.835	121	54.948	109	47.337	87		13	1:31.212	23.940	210	39.868	181	27.404	192	
4	2:20.495	36.259	175	58.463	96	45.773	106		14	1:31.008	23.991	209	39.905	183	27.112	194	
5	2:15.627	37.511	127	57.940	89	40.176	193		15	1:31.750	24.055	210	40.189	181	27.506	193	
6	1:33.326	24.832	206	40.947	177	27.547	194		16	1:31.247	23.847	211	39.969	180	27.431	195	
7	1:31.892	23.927	213	40.248	178	27.717	195		17	1:31.561	23.798	213	40.026	177	27.737	193	
8	1:32.297	23.984	208	40.788	181	27.525	193		18	1:32.866	24.227	208	40.920	174	27.719	194	
9	1:31.645	24.055	211	40.128	180	27.462	191		19	1:31.906	23.985	213	40.303	179	27.618	195	
10	1:31.845	24.284	210	40.080	176	27.481	193										

3 Schreiner, DEU									theoretical besttime: 1:31.970								
1	1:45.809	33.190	210	42.727	151	29.892	183		11	1:47.503	24.167	210	54.267	145	29.069	192	
2	1:48.727	25.735	207	46.195	116	36.797	136		12	1:33.478	24.648	207	40.705	157	28.125	192	
3	2:17.777	30.643	156	52.673	110	54.461	81		13	1:32.834	24.336	208	40.576	160	27.922	191	
4	2:17.639	32.512	127	56.846	131	48.281	102		14	1:32.799	24.448	206	40.439	162	27.912	192	
5	2:04.529	35.526	111	54.920	106	34.083	194		15	1:32.741	24.410	208	40.461	166	27.870	193	
6	1:33.553	24.289	212	41.302	159	27.962	194		16	1:32.759	24.255	208	40.463	159	28.041	192	
7	1:34.818	24.206	216	41.776	151	28.836	194		17	1:33.188	24.445	206	40.644	169	28.099	191	
8	1:38.273	25.712	212	42.193	154	30.368	188		18	1:33.104	24.290	207	40.563	164	28.251	191	
9	1:32.779	24.385	211	40.499	162	27.895	194		19	1:33.257	24.533	207	40.468	159	28.256	191	
10	1:31.970	23.864	215	40.349	160	27.757	193										

5 Zendeli, DEU									theoretical besttime: 1:30.672								
1	1:40.387	30.180	206	41.843	159	28.364	194		11	1:32.070	23.808	215	40.875	173	27.387	197	
2	1:40.315	24.241	216	42.839	163	33.235	131		12	1:31.286	23.706	216	40.167	165	27.413	197	
3	2:12.282	29.601	116	54.964	108	47.717	84		13	1:30.850	23.643	216	39.970	172	27.237	197	
4	2:20.000	36.367	159	58.152	95	45.481	112		14	1:31.227	23.643	218	40.298	173	27.286	196	
5	2:15.418	37.665	135	57.793	86	39.960	197		15	1:30.938	23.736	214	40.034	174	27.168	197	
6	1:35.231	24.799	208	42.406	164	28.026	194		16	1:31.403	23.864	214	40.117	174	27.422	196	
7	1:34.990	24.867	209	42.515	170	27.608	197		17	1:32.611	23.661	216	41.033	168	27.917	193	
8	1:31.726	23.986	215	40.035	165	27.705	194		18	1:31.254	23.909	213	39.861	174	27.484	195	
9	1:31.652	23.934	214	40.372	171	27.346	196		19	1:31.157	23.785	214	39.878	171	27.494	196	
10	1:31.913	23.708	217	40.751	171	27.454	196										

6 Ortmann, DEU									theoretical besttime: 1:30.935								
1	1:40.070	29.266	200	42.413	158	28.391	195		11	1:31.078	23.862	215	39.894	170	27.322	196	
2	1:39.550	24.331	214	42.354	159	32.865	141		12	1:31.216	23.921	213	39.905	169	27.390	196	
3	2:11.314	29.620	115	55.135	103	46.559	88		13	1:31.134	23.845	213	39.918	168	27.371	196	
4	2:20.811	36.178	188	59.260	93	45.373	101		14	1:31.120	23.829	215	39.897	169	27.394	197	
5	2:16.164	37.768	126	58.195	85	40.201	195		15	1:32.190	24.509	211	40.164	167	27.517	193	
6	1:33.035	24.131	214	41.495	170	27.409	196		16	1:31.361	24.001	210	39.852	168	27.508	194	
7	1:31.566	24.079	211	40.117	169	27.370	194		17	1:31.343	23.995	212	39.989	170	27.359	193	
8	1:31.098	23.863	211	39.934	168	27.301	197		18	1:31.444	23.926	212	39.967	169	27.551	195	
9	1:31.378	23.895	214	40.210	169	27.273	196		19	1:31.345	23.810	211	39.932	168	27.603	189	
10	1:31.159	23.858	214	39.958	168	27.343	195										

7 Söderström, SWE									theoretical besttime: 1:30.731								
1	1:42.937	31.868	211	42.632	161	28.437	194		11	1:31.174	23.754	216	40.071	166	27.349	194	
2	1:43.567	24.655	209	43.879	122	35.033	147		12	1:31.412	24.009	211	40.173	166	27.230	196	
3	2:14.852	31.167	172	53.543	127	50.142	92		13	1:30.972	23.800	214	39.939	168	27.233	194	
4	2:20.480	35.817	141	57.254	129	47.409	99		14	1:31.907	23.834	216	40.750	162	27.323	197	
5	2:09.636	36.842	124	55.745	121	37.049	195		15	1:31.009	23.628	217	40.096	166	27.285	197	
6	1:33.452	24.093	213	41.232	157	28.127	195		16	1:31.865	23.562	219	41.070	167	27.233	197	
7	1:33.448	24.162	218	41.592	159	27.694	196		17	1:31.977	23.716	217	40.458	165	27.803	196	
8	1:31.505	23.817	215	40.242	173	27.446	197		18	1:32.531	24.427	204	40.826	168	27.278	197	
9	1:32.497	23.773	216	41.292	167	27.432	197		19	1:31.427	23.638	216	40.423	166	27.366	197	
10	1:31.807	23.848	215	40.484	159	27.475	197										



ADAC Formel 4

Sector List Race 2



Provisional

Reg. Nr.: CR 15/2016



Red Bull Ring, Length: 4326m

Air temperature: 27.24°C

Track temperature: 39.45°C

Weather condition: Dry

Sunday, July 24, 2016 9:50:00

Lap	Time	SE1	SP1	SE2	SP2	SE3	SP3	TSP	Lap	Time	SE1	SP1	SE2	SP2	SE3	SP3	TSP
8 Engstler, DEU									theoretical besttime: 1:31.474								
1	1:43.928	32.505	212	42.456	150	28.967	193		8	1:31.884	24.061	215	40.422	162	27.401	194	
2	1:43.778	24.002	217	44.545	127	35.231	147		9	1:32.015	23.954	214	40.581	166	27.480	194	
3	2:15.674	31.082	168	53.659	128	50.933	103		10	1:32.957	23.929	214	41.276	162	27.752	195	
4	2:19.701	34.916	133	58.446	148	46.339	93		11	1:31.500	23.878	212	40.348	165	27.274	196	
5	2:08.766	37.020	127	55.392	108	36.354	198		12	1:31.688	23.903	212	40.322	169	27.463	196	
6	1:33.674	24.168	214	40.991	151	28.515	193		13	1:43.694	23.893	213	42.659	129	37.142		
7	1:34.121	23.972	216	41.813	154	28.336	194										

Lap	Time	SE1	SP1	SE2	SP2	SE3	SP3	TSP	Lap	Time	SE1	SP1	SE2	SP2	SE3	SP3	TSP
10 Estner, DEU									theoretical besttime: 1:31.250								
1	1:46.868	34.694	210	42.595	159	29.579	192		11	1:31.891	24.088	214	40.287	162	27.516	198	
2	1:50.807	25.697	210	47.354	92	37.756	135		12	1:31.682	24.035	214	40.136	163	27.511	197	
3	2:18.878	29.468	167	52.721	132	56.689	85		13	1:31.598	23.965	212	40.165	162	27.468	194	
4	2:16.139	31.317	136	55.482	140	49.340	122		14	1:31.802	23.979	213	40.314	166	27.509	196	
5	2:02.743	35.146	132	55.063	117	32.534	197		15	1:32.380	23.727	216	40.301	165	28.352	195	
6	1:33.855	24.846	210	40.692	169	28.317	194		16	1:34.559	25.928	210	40.564	155	28.067	195	
7	1:33.999	24.459	206	41.110	167	28.430	196		17	1:33.728	23.931	213	40.988	164	28.809	190	
8	1:35.690	25.018	205	42.097	161	28.575	195		18	1:33.294	24.919	210	40.538	168	27.837	194	
9	1:32.548	24.097	212	40.553	159	27.898	197		19	1:31.542	23.926	212	40.055	167	27.561	196	
10	1:33.466	24.065	211	41.721	164	27.680	194										

Lap	Time	SE1	SP1	SE2	SP2	SE3	SP3	TSP	Lap	Time	SE1	SP1	SE2	SP2	SE3	SP3	TSP
13 Brandt, DEU									theoretical besttime: 1:31.311								
1	1:41.403	30.539	207	42.944	154	27.920	192		11	1:31.886	23.996	211	40.349	155	27.541	195	
2	1:43.112	24.542	214	43.626	138	34.944	119		12	1:31.765	23.888	210	40.176	159	27.701	195	
3	2:13.515	31.097	173	53.750	113	48.668	96		13	1:32.444	23.965	209	40.993	161	27.486	196	
4	2:21.308	36.629	148	57.146	126	47.533	100		14	1:31.480	23.987	210	40.145	160	27.348	194	
5	2:11.227	37.002	137	55.287	106	38.938	193		15	1:32.461	24.009	209	40.956	156	27.496	193	
6	1:34.068	24.337	210	41.493	156	28.238	192		16	1:31.818	23.818	215	40.499	160	27.501	195	
7	1:34.637	24.524	208	42.050	152	28.063	195		17	1:31.638	23.903	212	40.248	157	27.487	194	
8	1:31.487	23.944	212	40.166	158	27.377	195		18	1:31.915	24.018	210	40.301	159	27.596	193	
9	1:31.968	24.021	212	40.437	161	27.510	195		19	1:32.120	24.169	210	40.379	161	27.572	193	
10	1:31.776	23.854	213	40.439	158	27.483	195										

Lap	Time	SE1	SP1	SE2	SP2	SE3	SP3	TSP	Lap	Time	SE1	SP1	SE2	SP2	SE3	SP3	TSP
14 Preining, AUT									theoretical besttime:								
1		27.454	208	41.154	163												

Lap	Time	SE1	SP1	SE2	SP2	SE3	SP3	TSP	Lap	Time	SE1	SP1	SE2	SP2	SE3	SP3	TSP
15 Waldherr, DEU									theoretical besttime: 1:30.866								
1	1:44.744	32.820	211	42.494	158	29.430	189		11	1:32.403	24.016	212	40.147	167	28.240	188	
2	1:45.148	24.520	209	44.236	122	36.392	134		12	1:33.028	24.839	208	40.656	169	27.533	195	
3	2:15.512	30.553	178	53.237	107	51.722	96		13	1:31.692	23.918	211	39.989	170	27.785	194	
4	2:19.377	34.040	120	58.256	139	47.081	111		14	1:31.730	23.878	212	40.450	167	27.402	193	
5	2:07.666	36.517	126	55.456	99	35.693	195		15	1:31.439	24.116	210	40.097	173	27.226	195	
6	1:33.689	24.370	213	40.953	163	28.366	192		16	1:30.996	23.914	210	39.932	170	27.150	196	
7	1:35.266	25.270	211	41.911	161	28.085	195		17	1:31.844	23.796	212	40.402	166	27.646	196	
8	1:33.174	24.359	213	41.210	165	27.605	196		18	1:31.673	23.784	216	40.669	173	27.220	194	
9	1:32.199	23.854	213	40.917	167	27.428	195		19	1:31.235	23.897	208	40.025	169	27.313	194	
10	1:31.438	23.960	213	40.021	170	27.457	193										

Lap	Time	SE1	SP1	SE2	SP2	SE3	SP3	TSP	Lap	Time	SE1	SP1	SE2	SP2	SE3	SP3	TSP
17 Ciantini, CHE									theoretical besttime: 1:31.031								
1	1:45.042	32.344	210	42.472	155	30.226	188		10	1:31.591	23.898	214	40.239	169	27.454	194	
2	1:45.066	24.173	214	45.010	108	35.883	142		11	1:31.963	23.875	213	40.121	165	27.967	195	
3	2:16.072	30.642	166	53.254	109	52.176	101		12	1:32.061	23.954	213	40.856	169	27.251	194	
4	2:19.392	33.710	132	58.302	142	47.380	116		13	1:31.818	23.971	210	40.066	160	27.781	194	
5	2:07.054	36.327	131	55.242	98	35.485	195		14	1:31.513	24.091	211	40.167	171	27.255	194	
6	1:33.661	24.586	213	41.318	158	27.757	196		15	1:31.159	24.003	211	39.908	172	27.248	195	
7	1:35.750	25.496	212	41.894	153	28.360	195		16	1:31.549	23.995	210	40.277	170	27.277	193	
8	1:32.898	24.274	213	41.064	161	27.560	196		17	1:31.794	23.963	210	40.190	168	27.641	194	
9	1:32.238	24.102	212	40.600	162	27.536	194		18	1:56.769	23.951	211	1:00.129	159	32.689		



ADAC Formel 4

Sector List Race 2

Provisional

Reg. Nr.: CR 15/2016

Sunday, July 24, 2016 9:50:00



Red Bull Ring, Length: 4326m

Air temperature: 27.24°C

Track temperature: 39.45°C

Weather condition: Dry

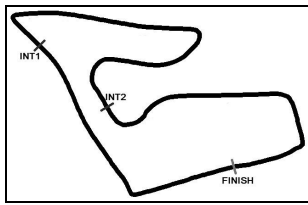
Lap	Time	SE1	SP1	SE2	SP2	SE3	SP3	TSP	Lap	Time	SE1	SP1	SE2	SP2	SE3	SP3	TSP
18 Meikup, EST									theoretical besttime: 1:31.544								
1	1:47.395	34.800	210	43.419	156	29.176	192		10	1:32.236	24.005	213	40.431	166	27.800	195	
2	1:49.354	25.297	210	46.437	98	37.620	150		11	1:42.239	23.942	213	41.888	155	36.409		
3	2:18.370	29.877	153	52.489	123	56.004	87		12	2:20.816	1:11.791	203	41.108	164	27.917	190	
4	2:16.995	31.577	126	56.400	137	49.018	101		13	1:32.620	24.496	206	40.371	166	27.753	191	
5	2:03.027	35.058	121	55.189	121	32.780	196		14	1:31.931	24.276	208	40.050	166	27.605	193	
6	1:34.360	25.290	211	40.858	165	28.212	194		15	1:31.815	24.184	208	40.079	168	27.552	193	
7	1:34.818	24.273	217	42.055	160	28.490	193		16	1:32.164	24.353	207	40.209	168	27.602	193	
8	1:36.986	24.258	213	42.237	162	30.491	188		17	1:31.928	24.264	206	40.102	164	27.562	193	
9	1:32.940	24.879	210	40.252	165	27.809	195		18	1:34.232	24.221	207	42.204	165	27.807	191	

Lap	Time	SE1	SP1	SE2	SP2	SE3	SP3	TSP	Lap	Time	SE1	SP1	SE2	SP2	SE3	SP3	TSP
19 Scherer, CHE									theoretical besttime: 1:30.730								
1	1:42.661	31.550	206	42.419	154	28.692	192		11	1:32.741	23.963	211	40.467	173	28.311	191	
2	1:42.361	24.281	209	43.055	138	35.025	140		12	1:31.247	24.137	210	39.824	173	27.286	194	
3	2:13.801	30.894	172	53.999	129	48.908	102		13	1:31.944	23.996	211	39.962	172	27.986	193	
4	2:21.103	36.307	125	57.348	150	47.448	113		14	1:31.195	24.075	210	39.780	174	27.340	194	
5	2:10.813	36.986	143	55.254	115	38.573	196		15	1:30.730	23.883	211	39.689	177	27.158	196	
6	1:35.168	24.268	212	41.557	161	29.343	189		16	1:31.667	24.040	212	39.908	174	27.719	194	
7	1:35.158	25.610	208	41.539	169	28.009	195		17	1:33.869	23.983	209	42.303	170	27.583	195	
8	1:33.291	24.507	209	41.179	168	27.605	194		18	1:35.391	23.884	214	41.955	164	29.552	189	
9	1:31.907	24.084	209	40.347	173	27.476	195		19	1:33.943	24.229	211	40.694	166	29.020	191	
10	1:31.368	24.088	211	39.829	175	27.451	196										

Lap	Time	SE1	SP1	SE2	SP2	SE3	SP3	TSP	Lap	Time	SE1	SP1	SE2	SP2	SE3	SP3	TSP
20 Kratz, DEU									theoretical besttime: 1:31.000								
1	1:45.910	34.336	211	42.386	157	29.188	189		11	1:31.699	24.168	210	40.150	175	27.381	196	
2	1:46.273	25.339	206	44.471	111	36.463	152		12	1:31.331	23.998	211	39.902	177	27.431	195	
3	2:16.662	30.705	170	52.718	115	53.239	91		13	1:31.447	24.081	212	40.003	174	27.363	195	
4	2:19.016	33.550	133	56.867	140	48.599	107		14	1:31.088	23.949	212	39.836	174	27.303	195	
5	2:05.371	35.556	132	54.826	99	34.989	197		15	1:31.971	23.907	213	40.292	164	27.772	194	
6	1:33.572	24.698	213	41.132	171	27.742	197		16	1:31.721	23.928	213	40.227	167	27.566	195	
7	1:33.835	24.456	212	41.022	170	28.357	190		17	1:32.816	24.498	207	40.738	168	27.580	194	
8	1:32.711	24.897	213	40.557	172	27.257	196		18	1:31.595	24.038	212	40.036	171	27.521	194	
9	1:31.528	24.008	210	40.090	177	27.430	196		19	1:31.461	23.979	212	40.056	177	27.426	194	
10	1:32.522	23.934	214	40.183	168	28.405	194										

Lap	Time	SE1	SP1	SE2	SP2	SE3	SP3	TSP	Lap	Time	SE1	SP1	SE2	SP2	SE3	SP3	TSP
21 Halder, DEU									theoretical besttime: 1:32.201								
1	1:47.763	34.638	205	43.376	154	29.749	191		11	1:33.353	23.978	213	41.465	164	27.910	193	
2	1:50.665	24.950	206	47.689	87	38.026	135		12	1:32.985	24.168	206	40.849	162	27.968	192	
3	2:19.182	29.606	162	52.340	124	57.236	77		13	1:32.674	24.200	204	40.531	163	27.943	191	
4	2:16.185	31.298	138	55.271	138	49.616	121		14	1:33.158	24.286	207	41.049	164	27.823	193	
5	2:02.362	34.940	123	54.804	123	32.618	190		15	1:32.706	24.117	209	40.601	161	27.988	193	
6	1:34.689	24.792	208	41.714	161	28.183	194		16	1:32.926	24.145	208	40.680	161	28.101	193	
7	1:33.982	24.225	209	41.070	161	28.687	194		17	1:32.844	24.238	208	40.784	159	27.822	193	
8	1:35.689	24.069	214	42.177	150	29.443	189		18	1:32.866	24.165	208	40.698	159	28.003	191	
9	1:32.925	24.244	209	40.674	161	28.007	193		19	1:32.493	24.187	206	40.520	163	27.786	195	
10	1:32.660	24.129	209	40.828	163	27.703	196										

Lap	Time	SE1	SP1	SE2	SP2	SE3	SP3	TSP	Lap	Time	SE1	SP1	SE2	SP2	SE3	SP3	TSP
23 Hanses, DEU									theoretical besttime: 1:31.365								
1	1:46.639	33.723	210	42.839	155	30.077	186		11	1:31.716	24.046	209	40.270	166	27.400	193	
2	1:47.011	25.359	211	45.164	114	36.488	137		12	1:31.739	24.135	209	40.118	163	27.486	193	
3	2:17.049	30.616	140	52.977	111	53.456	83		13	1:31.740	24.022	211	40.241	165	27.477	194	
4	2:18.706	33.450	118	56.755	143	48.501	105		14	1:31.754	23.914	212	40.354	162	27.486	194	
5	2:04.583	35.512	131	54.533	109	34.538	192		15	1:33.390	23.847	214	40.306	156	29.237	185	
6	1:33.599	24.225	216	41.321	157	28.053	195		16	1:34.286	26.385	196	40.306	160	27.595	194	
7	1:34.872	24.206	213	41.722	162	28.944	192		17	1:33.592	24.103	211	41.138	158	28.351	190	
8	1:34.058	24.798	210	41.481	164	27.779	193		18	1:33.947	24.899	213	40.814	159	28.234	190	
9	1:34.171	24.949	208	41.570	164	27.652	193		19	1:32.794	24.703	208	40.680	160	27.411	192	
10	1:33.920	24.538	205	41.891	163	27.491	194										



ADAC Formel 4

Sector List Race 2

Provisional

Reg. Nr.: CR 15/2016

Sunday, July 24, 2016 9:50:00



Red Bull Ring, Length: 4326m

Air temperature: 27.24°C

Track temperature: 39.45°C

Weather condition: Dry

Lap	Time	SE1	SP1	SE2	SP2	SE3	SP3	TSP	Lap	Time	SE1	SP1	SE2	SP2	SE3	SP3	TSP
25 Müller-Crepon, CHE									theoretical besttime: 1:30.531								
1	1:41.085	30.411	212	42.574	164	28.100	195		11	1:31.253	23.945	211	40.129	171	27.179	198	
2	1:41.370	24.432	213	43.003	143	33.935	110		12	1:31.605	23.874	214	40.008	163	27.723	196	
3	2:12.477	29.950	147	54.473	105	48.054	85		13	1:32.742	23.849	216	41.257	168	27.636	193	
4	2:20.667	36.590	160	57.657	108	46.420	138		14	1:31.277	23.969	213	40.033	173	27.275	196	
5	2:13.640	36.860	125	57.354	102	39.426	192		15	1:31.780	23.759	212	40.578	167	27.443	194	
6	1:34.667	24.085	202	41.994	164	28.588	188		16	1:31.591	23.987	210	40.233	173	27.371	195	
7	1:36.264	25.168	207	42.450	159	28.646	192		17	1:30.787	23.843	210	39.751	172	27.193	194	
8	1:31.759	23.887	215	40.406	165	27.466	197		18	1:30.837	23.798	212	39.641	168	27.398	196	
9	1:31.877	23.726	217	40.649	163	27.502	196		19	1:31.363	23.711	214	40.202	170	27.450	196	
10	1:31.715	23.759	213	40.666	167	27.290	196										

27 Gachot, GBR									theoretical besttime: 1:31.301								
1	1:45.923	32.867	207	43.252	149	29.804	186		11	1:31.678	23.899	214	40.421	172	27.358	195	
2	1:47.284	25.537	213	45.014	110	36.733	137		12	1:33.287	23.991	212	41.488	173	27.808	195	
3	2:16.768	30.382	162	53.037	114	53.349	90		13	1:31.814	23.897	213	40.155	171	27.762	193	
4	2:18.758	33.377	133	56.789	135	48.592	100		14	1:32.024	24.470	208	40.205	174	27.349	195	
5	2:04.920	35.641	127	54.597	99	34.682	193		15	1:33.265	23.898	213	40.713	163	28.654	187	
6	1:35.062	24.366	216	42.207	153	28.489	194		16	1:33.942	25.312	208	40.876	163	27.754	196	
7	1:34.708	24.952	210	41.620	165	28.136	197		17	1:32.060	24.108	210	40.544	174	27.408	195	
8	1:33.919	24.860	211	41.378	163	27.681	196		18	1:31.705	23.997	210	40.192	173	27.516	195	
9	1:32.889	24.112	210	41.100	171	27.677	195		19	1:31.775	23.841	212	40.285	167	27.649	195	
10	1:31.873	24.108	211	40.111	169	27.654	196										

28 Schramm, DEU									theoretical besttime: 1:30.843								
1	1:39.296	29.127	206	42.063	163	28.106	193		11	1:31.055	23.919	210	39.804	174	27.332	193	
2	1:34.714	24.324	208	41.217	168	29.173	161		12	1:31.244	23.950	210	39.824	171	27.470	194	
3	2:14.192	32.299	132	55.926	111	45.967	100		13	1:31.215	24.019	210	39.923	175	27.273	193	
4	2:22.155	35.328	135	1:00.918	82	45.909	95		14	1:31.447	23.978	210	39.861	177	27.608	191	
5	2:17.018	37.781	104	58.402	83	40.835	192		15	1:33.264	25.044	209	40.644	175	27.576	193	
6	1:32.185	24.368	208	40.320	168	27.497	194		16	1:32.192	23.826	212	40.867	170	27.499	195	
7	1:31.633	23.987	211	40.209	174	27.437	193		17	1:31.846	23.766	212	40.301	173	27.779	192	
8	1:31.737	24.150	210	40.176	173	27.411	193		18	1:33.123	24.540	206	40.928	170	27.655	192	
9	1:31.438	24.001	210	40.065	177	27.372	193		19	1:32.031	23.948	212	40.370	172	27.713	191	
10	1:31.172	23.945	210	39.884	174	27.343	194										

29 Schumacher, DEU									theoretical besttime: 1:30.504								
1	1:45.779	34.428	208	41.874	154	29.477	188		11	1:31.314	23.692	216	40.302	163	27.320	197	
2	1:44.901	25.362	208	43.452	109	36.087	139		12	1:31.309	23.708	216	39.935	163	27.666	198	
3	2:16.398	30.661	179	53.082	118	52.655	98		13	1:31.079	23.877	217	39.956	171	27.246	194	
4	2:19.001	33.299	126	58.064	139	47.638	116		14	1:30.951	23.984	210	39.778	170	27.189	196	
5	2:06.693	36.138	142	55.389	96	35.166	198		15	1:30.693	23.746	213	39.724	170	27.223	196	
6	1:34.388	24.436	214	42.064	156	27.888	197		16	1:31.525	23.591	215	40.591	157	27.343	197	
7	1:33.519	24.257	212	41.246	165	28.016	193		17	1:31.809	23.803	215	40.621	171	27.385	198	
8	1:31.760	24.255	213	39.955	171	27.550	196		18	1:31.943	24.179	210	40.389	168	27.375	194	
9	1:31.885	24.022	213	40.112	163	27.751	195		19	1:31.484	23.816	211	40.377	164	27.291	194	
10	1:31.644	23.913	216	40.248	164	27.483	196										

33 Aberdein, ZAF									theoretical besttime: 1:30.651								
1	1:43.265	31.900	211	42.757	158	28.608	192		11	1:31.085	23.833	213	39.899	175	27.353	197	
2	1:42.568	24.356	215	43.435	130	34.777	138		12	1:31.658	23.959	213	40.270	169	27.429	197	
3	2:14.148	30.976	159	53.799	122	49.373	84		13	1:31.228	23.884	212	40.003	170	27.341	196	
4	2:21.074	36.407	150	57.423	145	47.244	98		14	1:31.285	23.733	215	40.010	168	27.542	196	
5	2:09.886	36.752	133	56.010	125	37.124	199		15	1:31.182	23.748	214	40.134	169	27.300	198	
6	1:33.265	24.055	213	41.110	152	28.100	197		16	1:31.372	23.638	216	40.148	166	27.586	197	
7	1:33.764	24.792	212	41.423	160	27.549	196		17	1:32.023	24.133	209	40.640	167	27.250	197	
8	1:31.676	23.881	216	40.141	167	27.654	196		18	1:31.228	23.828	212	40.102	170	27.298	196	
9	1:31.900	23.962	210	40.553	169	27.385	195		19	1:30.809	23.767	212	39.928	170	27.114	196	
10	1:31.800	23.958	213	40.643	166	27.199	196										



ADAC Formel 4

Sector List Race 2

Provisional

Reg. Nr.: CR 15/2016

Sunday, July 24, 2016 9:50:00



Red Bull Ring, Length: 4326m

Air temperature: 27.24°C

Track temperature: 39.45°C

Weather condition: Dry

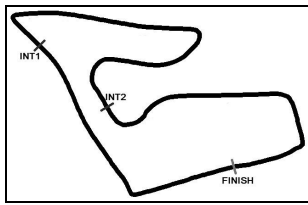
Lap	Time	SE1	SP1	SE2	SP2	SE3	SP3	TSP	Lap	Time	SE1	SP1	SE2	SP2	SE3	SP3	TSP
35 Laliberte, FRA									theoretical besttime: 1:30.838								
1	1:38.638	28.838	208	41.988	169	27.812	195		11	1:31.058	23.767	214	39.932	168	27.359	197	
2	1:42.288	24.778	207	42.914	149	34.596			12	1:31.988	23.665	217	41.019	173	27.304	197	
3	2:37.978	1:03.527	203	41.139	167	53.312	68		13	1:31.386	23.995	212	39.956	171	27.435	195	
4	2:17.272	32.039	152	53.485	133	51.748	106		14	1:32.147	23.769	212	40.995	170	27.383	198	
5	2:00.236	33.736	120	54.992	129	31.508	194		15	1:33.508	24.146	212	41.196	171	28.166	192	
6	1:33.237	24.513	210	40.644	171	28.080	197		16	1:32.087	24.325	216	40.381	174	27.381	195	
7	1:34.247	24.254	215	41.744	158	28.249	195		17	1:31.171	23.815	210	39.996	176	27.360	195	
8	1:33.747	24.522	211	41.788	170	27.437	197		18	1:31.568	23.936	210	40.176	175	27.456	194	
9	1:33.127	23.935	206	41.643	167	27.549	198		19	1:31.452	23.844	210	40.034	171	27.574	194	
10	1:32.412	24.362	209	40.809	174	27.241	198										

Lap	Time	SE1	SP1	SE2	SP2	SE3	SP3	TSP	Lap	Time	SE1	SP1	SE2	SP2	SE3	SP3	TSP
40 Hoogenboom, NLD									theoretical besttime: 1:30.838								
1	1:40.615	30.383	204	41.840	158	28.392	194		11	1:31.817	24.135	208	40.224	169	27.458	194	
2	1:40.705	24.544	215	42.636	146	33.525	129		12	1:31.157	24.058	208	39.833	172	27.266	194	
3	2:12.377	29.765	143	54.625	110	47.987	81		13	1:31.199	23.941	209	39.894	171	27.364	195	
4	2:20.375	36.484	156	57.712	101	46.179	120		14	1:31.106	23.863	212	39.891	170	27.352	194	
5	2:14.524	37.149	136	57.677	97	39.698	197		15	1:30.961	23.936	210	39.827	172	27.198	195	
6	1:33.808	24.601	206	41.601	170	27.606	196		16	1:31.364	23.813	212	40.056	165	27.495	199	
7	1:37.219	24.070	210	40.298	173	32.851			17	1:33.342	23.988	214	40.846	165	28.508	191	
8	1:48.721	41.082	206	40.146	171	27.493	194		18	1:32.418	24.468	211	40.292	169	27.658	194	
9	1:31.957	24.152	208	40.369	171	27.436	194		19	1:31.313	23.991	209	39.970	168	27.352	194	
10	1:31.511	24.060	209	40.036	169	27.415	194										

Lap	Time	SE1	SP1	SE2	SP2	SE3	SP3	TSP	Lap	Time	SE1	SP1	SE2	SP2	SE3	SP3	TSP
44 Vips, ITA									theoretical besttime: 1:30.610								
1	1:39.785	29.854	207	41.597	160	28.334	194		11	1:30.984	23.860	212	39.788	175	27.336	194	
2	1:36.489	24.106	213	42.309	149	30.074	154		12	1:31.128	23.771	213	39.944	173	27.413	197	
3	2:13.799	32.187	119	55.065	117	46.547	90		13	1:31.049	23.843	213	39.929	173	27.277	196	
4	2:21.185	36.095	167	59.449	94	45.641	97		14	1:31.140	23.787	214	40.025	175	27.328	196	
5	2:16.349	37.531	112	58.315	85	40.503	194		15	1:33.354	24.516	212	41.299	173	27.539	196	
6	1:32.591	24.400	208	40.727	174	27.464	194		16	1:31.873	23.829	214	40.440	167	27.604	197	
7	1:32.732	23.988	211	41.271	174	27.473	194		17	1:31.568	23.785	213	40.235	173	27.548	198	
8	1:31.281	23.928	212	40.038	177	27.315	196		18	1:32.124	24.534	209	40.397	173	27.193	194	
9	1:31.302	23.987	213	39.958	177	27.357	195		19	1:30.724	23.885	208	39.764	174	27.075	195	
10	1:31.234	23.923	211	39.910	178	27.401	195										

Lap	Time	SE1	SP1	SE2	SP2	SE3	SP3	TSP	Lap	Time	SE1	SP1	SE2	SP2	SE3	SP3	TSP
45 Wolf, DEU									theoretical besttime: 1:31.125								
1	1:42.423	31.083	209	42.729	154	28.611	193		10	1:31.601	23.916	212	40.191	168	27.494	195	
2	1:41.511	24.080	214	42.653	137	34.778	124		11	1:31.356	23.930	211	39.971	166	27.455	195	
3	2:13.181	30.768	163	54.073	108	48.340	100		12	1:31.554	23.896	211	40.142	167	27.516	195	
4	2:21.273	37.197	139	56.672	128	47.404	101		13	1:31.320	23.846	213	40.034	168	27.440	195	
5	2:11.867	37.491	139	55.205	104	39.171	194		14	1:31.175	23.843	212	39.963	167	27.369	195	
6	1:33.668	23.860	213	41.684	156	28.124	192		15	1:31.365	23.805	213	40.086	167	27.474	195	
7	1:33.730	24.966	210	41.262	162	27.502	196		16	1:31.427	23.793	213	40.165	165	27.469	196	
8	1:31.709	23.857	214	40.197	169	27.655	194		17	1:42.995	25.371	207	45.243	160	32.381	135	
9	1:31.629	23.911	213	40.303	166	27.415	195		18								

Lap	Time	SE1	SP1	SE2	SP2	SE3	SP3	TSP	Lap	Time	SE1	SP1	SE2	SP2	SE3	SP3	TSP
66 Laaksonen, FIN									theoretical besttime: 1:30.819								
1	1:44.470	32.781	207	42.742	158	28.947	190		11	1:31.343	23.877	213	39.977	173	27.489	196	
2	1:45.219	24.224	210	44.262	128	36.733	133		12	1:31.519	23.843	213	40.215	175	27.461	194	
3	2:15.065	30.293	186	53.307	118	51.465	100		13	1:31.112	23.855	211	39.724	171	27.533	197	
4	2:19.339	34.189	131	58.486	142	46.664	98		14	1:32.856	24.188	213	40.836	175	27.832	193	
5	2:08.163	36.755	124	55.432	108	35.976	192		15	1:32.190	24.446	209	40.393	177	27.351	194	
6	1:33.959	24.650	209	41.140	165	28.169	192		16	1:31.270	24.016	208	39.808	175	27.446	194	
7	1:34.261	24.935	207	40.759	166	28.567	187		17	1:31.196	23.891	208	39.959	174	27.346	195	
8	1:36.541	25.413	214	43.423	166	27.705	196		18	1:31.837	23.976	208	39.950	168	27.911	194	
9	1:32.706	24.295	211	40.840	169	27.571	196		19	1:30.984	24.008	207	39.705	177	27.271	194	
10	1:32.094	23.997	213	40.415	168	27.682	195										



ADAC Formel 4

Sector List Race 2

Provisional

Reg. Nr.: CR 15/2016

Sunday, July 24, 2016 9:50:00



Red Bull Ring, Length: 4326m

Air temperature: 27.24°C

Track temperature: 39.45°C

Weather condition: Dry

Lap	Time	SE1	SP1	SE2	SP2	SE3	SP3	TSP	Lap	Time	SE1	SP1	SE2	SP2	SE3	SP3	TSP
68	Correa, ITA								theoretical besttime: 1:30.475								
1	1:39.028	29.265	211	41.755	163	28.008	192		11	1:31.673	23.819	211	39.986	174	27.868	195	
2	1:36.463	24.488	203	42.116	168	29.859	153		12	1:31.190	23.870	214	40.151	177	27.169	197	
3	2:13.856	31.935	127	55.280	110	46.641	89		13	1:31.121	23.822	212	39.711	177	27.588	197	
4	2:16.656	35.678	171	59.890	91	41.088			14	1:32.658	23.986	212	41.098	171	27.574	196	
5	2:30.721	1:20.479	201	40.694	147	29.548	192		15	1:33.442	24.358	213	40.640	167	28.444	191	
6	1:33.247	24.554	211	40.718	174	27.975	194		16	1:30.572	23.897	209	39.615	182	27.060	198	
7	1:34.632	24.033	216	41.456	159	29.143	192		17	1:30.991	23.800	211	39.717	178	27.474	197	
8	1:34.014	24.059	212	41.947	155	28.008	194		18	1:31.571	23.814	210	39.766	180	27.991	191	
9	1:32.572	24.073	210	40.679	168	27.820	194		19	1:31.342	23.944	211	40.079	181	27.319	193	
10	1:31.671	24.097	210	40.336	179	27.238	196										

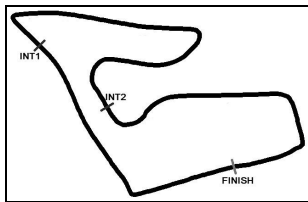
75	Esmeijer, NLD								theoretical besttime: 1:31.019							
1	1:41.984	30.620	212	43.029	155	28.335	194		11	1:31.860	24.200	208	40.489	174	27.171	195
2	1:41.323	24.093	216	42.965	145	34.265	117		12	1:31.634	24.137	209	40.107	175	27.390	193
3	2:13.174	30.053	176	54.836	105	48.285	89		13	1:31.436	23.996	210	40.000	171	27.440	193
4	2:21.145	37.150	148	56.596	115	47.399	98		14	1:31.284	23.989	210	40.062	172	27.233	194
5	2:12.134	36.275	148	56.830	107	39.029	195		15	1:31.214	23.950	210	39.982	178	27.282	196
6	1:33.794	24.143	212	41.179	165	28.472	188		16	1:31.292	23.878	211	40.097	174	27.317	195
7	1:32.885	24.993	208	40.475	177	27.417	194		17	1:31.507	24.017	209	40.214	174	27.276	194
8	1:31.279	24.029	210	40.012	180	27.238	194		18	1:31.430	23.999	210	40.141	175	27.290	195
9	1:31.510	24.077	209	40.110	174	27.323	193		19	1:31.716	24.004	211	40.171	170	27.541	193
10	1:31.305	24.044	211	39.970	176	27.291	193									

77	van Uiter, NLD								theoretical besttime: 1:31.001							
1	1:45.711	32.410	206	42.421	156	30.880	180		11	1:31.860	23.904	213	39.925	168	28.031	194
2	1:45.667	25.547	206	43.680	107	36.440	133		12	1:32.918	24.388	208	40.910	169	27.620	194
3	2:16.410	30.737	161	52.949	118	52.724	95		13	1:31.698	23.874	214	40.090	173	27.734	194
4	2:19.054	33.439	138	57.784	136	47.831	114		14	1:32.266	24.381	208	41.260	174	27.625	195
5	2:06.229	36.070	132	55.045	95	35.114	195		15	1:35.188	24.459	211	41.393	167	29.336	186
6	1:33.528	24.587	213	41.118	161	27.823	196		16	1:34.368	25.618	210	40.883	160	27.867	196
7	1:35.963	25.790	212	41.442	158	28.731	195		17	1:32.848	23.983	213	41.034	175	27.831	192
8	1:33.064	24.692	209	41.129	169	27.243	194		18	1:31.357	23.949	209	40.111	168	27.297	195
9	1:31.937	24.311	210	40.210	169	27.416	196		19	1:31.249	23.833	210	39.955	173	27.461	195
10	1:31.621	24.198	210	40.074	167	27.349	194									

80	Drugovich, AUT								theoretical besttime: 1:37.630							
1	1:47.278	34.985	208	43.148	156	29.145	189		4	2:16.975	31.520	117	56.262	146	49.193	98
2	1:48.782	25.337	210	45.997	108	37.448	149		5	2:03.380	34.986	112	55.219	112	33.175	194
3	2:18.550	30.186	136	52.476	115	55.888	82		6	2:26.334	28.664	141	1:04.584	110	53.086	

81	Nielsen, DNK								theoretical besttime: 1:30.789							
1	1:40.330	30.058	211	41.767	155	28.505	191		11	1:30.999	23.747	213	39.911	171	27.341	194
2	1:41.612	24.545	216	43.149	141	33.918	118		12	1:31.153	23.780	212	39.979	170	27.394	195
3	2:12.243	29.855	143	54.534	110	47.854	85		13	1:30.979	23.681	214	39.967	169	27.331	195
4	2:20.650	36.674	164	57.738	105	46.238	136		14	1:31.165	23.782	213	39.978	173	27.405	195
5	2:14.120	37.122	130	57.440	105	39.558	194		15	1:32.448	24.330	210	40.681	171	27.437	195
6	1:32.982	24.277	208	41.190	167	27.515	195		16	1:31.256	23.853	214	40.013	172	27.390	194
7	1:31.823	23.869	214	40.299	168	27.655	194		17	1:31.227	23.865	210	40.027	170	27.335	194
8	1:31.315	23.690	213	40.325	170	27.300	194		18	1:31.056	23.806	211	39.914	169	27.336	195
9	1:31.310	23.948	211	40.037	171	27.325	194		19	1:31.160	23.751	212	39.976	169	27.433	193
10	1:30.883	23.775	212	39.814	173	27.294	194									

90	Piro, DEU								theoretical besttime: 1:31.081							
1	1:46.767	34.512	210	42.478	161	29.777	189		11	1:31.428	24.015	210	39.888	169	27.525	194
2	1:48.468	25.208	212	46.207	112	37.053	129		12	1:32.354	23.917	211	40.953	167	27.484	195
3	2:17.832	30.228	148	52.789	115	54.815	75		13	1:31.166	23.801	214	39.967	172	27.398	195
4	2:17.253	32.243	127	56.716	134	48.294	97		14	1:32.819	23.795	216	41.507	165	27.517	197
5	2:04.409	35.532	105	55.098	117	33.779	195		15	1:34.925	24.312	212	41.816	166	28.797	186



ADAC Formel 4

Sector List Race 2

Provisional

Reg. Nr.: CR 15/2016

Sunday, July 24, 2016 9:50:00



Red Bull Ring, Length: 4326m

Air temperature: 27.24°C

Track temperature: 39.45°C

Weather condition: Dry

Lap	Time	SE1	SP1	SE2	SP2	SE3	SP3	TSP	Lap	Time	SE1	SP1	SE2	SP2	SE3	SP3	TSP
6	1:34.167	24.355	213	41.303	152	28.509	197		16	1:33.446	25.360	207	40.524	171	27.562	193	
7	1:34.169	24.571	212	40.721	154	28.877	195		17	1:31.698	24.025	209	40.190	169	27.483	193	
8	1:33.647	25.140	208	40.744	160	27.763	196		18	1:32.254	24.204	210	40.469	166	27.581	193	
9	1:32.740	24.560	207	40.619	168	27.561	193		19	1:31.798	23.992	209	40.258	169	27.548	193	
10	1:31.960	24.027	210	40.350	170	27.583	193										

91 Fernandez Wahbeh, ITA

theoretical besttime: 1:31.116

1	1:40.744	30.323	202	42.352	169	28.069	199		11	1:31.716	23.863	216	40.420	172	27.433	198	
2	1:42.197	24.982	214	43.226	147	33.989	125		12	1:31.672	23.940	215	40.189	174	27.543	198	
3	2:12.629	30.053	165	54.465	105	48.111	79		13	1:31.372	23.881	215	40.110	173	27.381	197	
4	2:20.874	36.630	157	57.700	113	46.544	126		14	1:31.349	23.805	214	40.185	173	27.359	196	
5	2:13.033	37.115	123	56.787	103	39.131	199		15	1:31.144	23.774	215	40.002	171	27.368	199	
6	1:34.543	24.011	216	42.474	154	28.058	198		16	1:31.391	23.890	214	40.052	171	27.449	199	
7	1:33.220	24.871	216	40.855	175	27.494	197		17	1:31.614	23.788	214	40.326	172	27.500	197	
8	1:31.371	23.829	214	40.101	174	27.441	197		18	1:31.447	23.755	215	40.062	173	27.630	197	
9	1:31.366	23.915	213	40.043	176	27.408	196		19	1:31.291	23.826	214	40.016	172	27.449	198	
10	1:31.233	23.810	214	40.018	174	27.405	198										

96 Mawson, DEU

theoretical besttime: 1:30.632

1	1:35.653	27.265	204	40.952	173	27.436	192		11	1:30.843	24.011	208	39.789	175	27.043	194	
2	1:37.080	24.217	207	40.173	174	32.690	147		12	1:30.790	23.915	208	39.784	175	27.091	195	
3	2:14.738	33.015	123	56.056	109	45.667	101		13	1:30.771	23.896	209	39.793	176	27.082	194	
4	2:22.313	35.454	142	1:01.097	89	45.762	96		14	1:30.826	23.921	209	39.839	176	27.066	194	
5	2:16.785	37.931	117	58.411	81	40.443	192		15	1:31.045	23.849	210	40.050	174	27.146	194	
6	1:32.312	24.173	207	40.883	174	27.256	193		16	1:31.010	23.840	210	39.984	175	27.186	195	
7	1:31.463	24.050	208	40.067	177	27.346	194		17	1:30.760	23.805	209	39.787	175	27.168	195	
8	1:31.371	24.053	208	40.061	173	27.257	194		18	1:30.928	23.865	210	39.981	172	27.082	196	
9	1:31.577	24.093	207	40.284	173	27.200	194		19	1:31.114	23.862	210	39.971	170	27.281	184	
10	1:31.076	23.969	208	39.999	173	27.108	194										

99 Flörsch, DEU

theoretical besttime: 1:31.226

1	1:43.118	31.667	203	42.592	162	28.859	194		11	1:31.496	23.931	212	40.146	170	27.419	196	
2	1:43.708	24.846	210	43.705	129	35.157	141		12	1:31.573	23.789	213	40.120	167	27.664	196	
3	2:15.488	31.193	163	53.497	137	50.798	105		13	1:34.253	23.826	214	41.426	160	29.001	191	
4	2:19.935	35.193	139	57.309	131	47.433	104		14	1:34.398	24.322	210	41.297	158	28.779	191	
5	2:09.477	36.972	109	55.741	108	36.764	195		15	1:34.539	24.372	213	41.238	167	28.929	192	
6	1:34.269	24.398	210	41.075	157	28.796	190		16	1:34.386	24.175	212	41.288	162	28.923	189	
7	1:34.791	25.211	210	41.584	163	27.996	195		17	1:34.648	24.571	210	41.287	163	28.790	191	
8	1:33.079	24.692	209	41.018	169	27.369	197		18	1:34.645	24.203	210	41.043	163	29.399	192	
9	1:31.566	23.773	214	40.359	170	27.434	197		19	1:34.680	24.588	213	41.327	161	28.765	191	
10	1:31.542	23.787	212	40.084	168	27.671	196										