



# ADAC Formel 4

## Result List Race 1

Provisional

Reg. Nr.: CR 15/2016

Saturday, July 23, 2016 14:45:00



Red Bull Ring, Length: 4326m

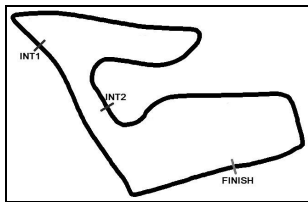
Air temperature: 31.32°C

Track temperature: 43.29°C

Weather condition: Dry

started : 35      classified : 31      not classified : 4

Nr.	Drivers	Sponsor	Laps	Total Time	Gap	Kph	Lap	Time	Kph
Cl.	Car	Competitor							
1	14 <b>T.Preining(AUT)</b> ADAC Formel 4 powered by Abarth	Lechner Racing	18	<b>30:20.316</b>		153.6	18	1:30.949	171.2
2	44 <b>J.Vips(ITA)</b> R ADAC Formel 4 powered by Abarth	Prema Powerteam	18	<b>30:21.965</b>	1.649	153.5	5	1:31.259	170.6
3	28 <b>K.Schramm(DEU)</b> ADAC Formel 4 powered by Abarth	US Racing	18	<b>30:24.608</b>	4.292	153.3	6	1:31.360	170.4
4	96 <b>J.Mawson(DEU)</b> ADAC Formel 4 powered by Abarth	Van Amersfoort Racing	18	<b>30:24.788</b>	4.472	153.5	16	1:31.060	171.0
5	81 <b>N.Nielsen(DNK)</b> R ADAC Formel 4 powered by Abarth	Neuhauser Racing	18	<b>30:25.078</b>	4.762	153.5	17	1:30.906	171.3
6	29 <b>M.Schumacher(DEU)</b> ADAC Formel 4 powered by Abarth	Prema Powerteam	18	<b>30:25.308</b>	4.992	153.6	7	1:30.920	171.2
7	6 <b>M.Ortmann(DEU)</b> ADAC Formel 4 powered by Abarth	ADAC Berlin-Brandenburg e.V.	18	<b>30:26.400</b>	6.084	153.2	8	1:31.209	170.7
8	80 <b>F.Drugovich(AUT)</b> R ADAC Formel 4 powered by Abarth	Neuhauser Racing	18	<b>30:26.932</b>	6.616	153.3	7	1:31.336	170.5
9	15 <b>M.Waldherr(DEU)</b> ADAC Formel 4 powered by Abarth	Lechner Racing	18	<b>30:27.364</b>	7.048	153.3	8	1:31.390	170.4
10	66 <b>S.Laaksonen(FIN)</b> ADAC Formel 4 powered by Abarth	Motopark	18	<b>30:29.206</b>	8.890	153.4	7	1:31.733	169.7
11	40 <b>L.Hoogenboom(NLD)</b> R ADAC Formel 4 powered by Abarth	Van Amersfoort Racing	18	<b>30:29.511</b>	9.195	153.3	8	1:31.315	170.5
12	91 <b>S.Fernandez Wahbeh(ITA)</b> R ADAC Formel 4 powered by Abarth	RB Racing SA	18	<b>30:29.883</b>	9.567	153.2	8	1:31.666	169.8
13	17 <b>D.Ciantini(CHE)</b> ADAC Formel 4 powered by Abarth	Jenzer Motorsport	18	<b>30:30.458</b>	10.142	153.2	6	1:31.746	169.7
14	45 <b>T.Wolf(DEU)</b> ADAC Formel 4 powered by Abarth	KUG-Motorsport	18	<b>30:33.785</b>	13.469	153.0	8	1:32.161	168.9
15	8 <b>L.Engstler(DEU)</b> ADAC Formel 4 powered by Abarth	Liqui Moly Team Engstler	18	<b>30:34.230</b>	13.914	152.9	6	1:31.932	169.4
16	99 <b>S.Flörsch(DEU)</b> ADAC Formel 4 powered by Abarth	Motopark	18	<b>30:36.002</b>	15.686	153.0	7	1:32.154	168.9
17	13 <b>Y.Brandt(DEU)</b> R ADAC Formel 4 powered by Abarth	Lechner Racing	18	<b>30:36.433</b>	16.117	152.9	5	1:31.857	169.5
18	7 <b>O.Söderström(SWE)</b> ADAC Formel 4 powered by Abarth	ADAC Berlin-Brandenburg e.V.	18	<b>30:36.844</b>	16.528	152.9	7	1:32.066	169.1
19	27 <b>L.Gachot(GBR)</b> ADAC Formel 4 powered by Abarth	US Racing	18	<b>30:38.118</b>	17.802	152.8	8	1:31.924	169.4
20	25 <b>M.Müller-Crepon(CHE)</b> ADAC Formel 4 powered by Abarth	Van Amersfoort Racing	18	<b>30:38.432</b>	18.116	152.6	5	1:31.522	170.1
21	90 <b>C.Piro(DEU)</b> ADAC Formel 4 powered by Abarth	Team Piro Sport Interdental	18	<b>30:38.838</b>	18.522	152.8	18	1:31.534	170.1
22	20 <b>K.Kratz(DEU)</b> ADAC Formel 4 powered by Abarth	Jenzer Motorsport	18	<b>30:39.885</b>	19.569	152.7	8	1:31.852	169.5
23	23 <b>J.Hanses(DEU)</b> R ADAC Formel 4 powered by Abarth	Team Timo Scheider GmbH	18	<b>30:40.828</b>	20.512	152.8	18	1:32.327	168.6
24	10 <b>A.Estner(DEU)</b> R ADAC Formel 4 powered by Abarth	RS Competition	18	<b>30:41.172</b>	20.856	155.7	18	1:31.996	169.2
25	18 <b>J.Meikup(EST)</b> ADAC Formel 4 powered by Abarth	Jenzer Motorsport	18	<b>30:42.445</b>	22.129	152.5	8	1:32.242	168.8
26	33 <b>J.Aberdein(ZAF)</b> R ADAC Formel 4 powered by Abarth	Motopark	18	<b>30:42.680</b>	22.364	152.4	5	1:31.347	170.4



# ADAC Formel 4

## Result List Race 1

Provisional

Reg. Nr.: CR 15/2016

Saturday, July 23, 2016 14:45:00



Red Bull Ring, Length: 4326m

Air temperature: 31.32°C

Track temperature: 43.29°C

Weather condition: Dry

started : 35      classified : 31      not classified : 4

Nr.	Drivers	Sponsor	Laps	Total Time	Gap	Kph	Lap	Time	Kph
Cl.	Car	Competitor							
27	5 <b>L.Zendeli(DEU)</b> R ADAC Formel 4 powered by Abarth	ADAC Berlin-Brandenburg e.V.	18	<b>30:43.101</b>	22.785	151.9	16	1:31.017	171.1
28	35 <b>K.Laliberte(FRA)</b> ADAC Formel 4 powered by Abarth	Van Amersfoort Racing	18	<b>30:43.443</b>	23.127	151.7	15	1:32.059	169.1
29	21 <b>M.Halder(DEU)</b> ADAC Formel 4 powered by Abarth	Liqui Moly Team Engstler	18	<b>30:44.756</b>	24.440	152.4	18	1:33.129	167.2
30	75 <b>J.Esmeijer(NLD)</b> ADAC Formel 4 powered by Abarth	Team Timo Scheider GmbH	18	<b>31:47.769</b>	1:27.453	146.7	18	1:31.777	169.6
31	77 <b>J.van Uiter(NLD)</b> ADAC Formel 4 powered by Abarth	Jenzer Motorsport	17	<b>30:40.246</b>	1LAPS	145.5	7	1:31.608	170.0
<b>Not classified</b>									
	2 <b>J.Fittje(DEU)</b> ADAC Formel 4 powered by Abarth	US Racing	11	<b>18:25.608</b>	7 LAP	154.8	7	1:31.241	170.6
	3 <b>C.Schreiner(DEU)</b> ADAC Formel 4 powered by Abarth	US Racing	11	<b>18:28.636</b>	7 LAP	154.8	6	1:32.211	168.8
	19 <b>F.Scherer(CHE)</b> R ADAC Formel 4 powered by Abarth	Jenzer Motorsport	8	<b>12:38.390</b>	10 LAP	166.7	7	1:32.201	168.9
	68 <b>J.Correa(ITA)</b> R ADAC Formel 4 powered by Abarth	Prema Powerteam	7	<b>12:14.457</b>	11 LAP	147.2	6	1:31.440	170.3

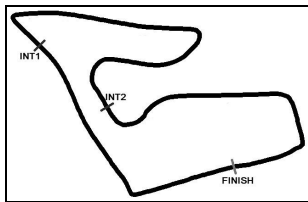
*Fastest lap of the race. Car 81 driver Nicklas Nielsen on lap 17. Time 1:30.906, average speed 171.3 km/h.*

**Subject to final scrutineering!**

Publications Time:

Clerk of the course:

Time Keeping:



# ADAC Formel 4

## Class Result List Race 1



Provisional

Reg. Nr.: CR 15/2016

Saturday, July 23, 2016 14:45:00



Red Bull Ring, Length: 4326m  
Air temperature: 31.32°C  
Track temperature: 43.29°C  
Weather condition: Dry

started : 35      classified : 31      not classified : 4

Nr. Drivers	Sponsor	Laps	Total Time	Gap	Kph	Lap	Time	Kph
Car	Competitor							

### CLASS: Rookie

Started: 12      Classified: 10

Not Classified: 2

1	44	<b>J.Vips(ITA)</b> ADAC Formel 4 powered by Abarth	Prema Powerteam	18	<b>30:21.965</b>		153.5	5	1:31.259	170.6
2	81	<b>N.Nielsen(DNK)</b> ADAC Formel 4 powered by Abarth	Neuhauser Racing	18	<b>30:25.078</b>	3.113	153.5	17	1:30.906	171.3
3	80	<b>F.Drugovich(AUT)</b> ADAC Formel 4 powered by Abarth	Neuhauser Racing	18	<b>30:26.932</b>	4.967	153.3	7	1:31.336	170.5
4	40	<b>L.Hoogenboom(NLD)</b> ADAC Formel 4 powered by Abarth	Van Amersfoort Racing	18	<b>30:29.511</b>	7.546	153.3	8	1:31.315	170.5
5	91	<b>S.Fernandez Wahbeh(ITA)</b> ADAC Formel 4 powered by Abarth	RB Racing SA	18	<b>30:29.883</b>	7.918	153.2	8	1:31.666	169.8
6	13	<b>Y.Brandt(DEU)</b> ADAC Formel 4 powered by Abarth	Lechner Racing	18	<b>30:36.433</b>	14.468	152.9	5	1:31.857	169.5
7	23	<b>J.Hanses(DEU)</b> ADAC Formel 4 powered by Abarth	Team Timo Scheider GmbH	18	<b>30:40.828</b>	18.863	152.8	18	1:32.327	168.6
8	10	<b>A.Estner(DEU)</b> ADAC Formel 4 powered by Abarth	RS Competition	18	<b>30:41.172</b>	19.207	155.7	18	1:31.996	169.2
9	33	<b>J.Aberdein(ZAF)</b> ADAC Formel 4 powered by Abarth	Motopark	18	<b>30:42.680</b>	20.715	152.4	5	1:31.347	170.4
10	5	<b>L.Zendeli(DEU)</b> ADAC Formel 4 powered by Abarth	ADAC Berlin-Brandenburg e.V.	18	<b>30:43.101</b>	21.136	151.9	16	1:31.017	171.1

### Not classified

19		<b>F.Scherer(CHE)</b> ADAC Formel 4 powered by Abarth	Jenzer Motorsport	8	<b>12:38.390</b>	10 LAP	166.7	7	1:32.201	168.9
68		<b>J.Correa(ITA)</b> ADAC Formel 4 powered by Abarth	Prema Powerteam	7	<b>12:14.457</b>	11 LAP	147.2	6	1:31.440	170.3

*Fastest lap of the class. Car 81 driver Nicklas Nielsen on lap 17. Time 1:30.906, average speed 171.3 km/h.*

Subject to final scrutineering!

Publications Time:

Clerk of the course:

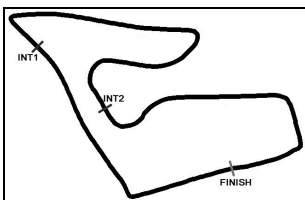
Time Keeping:

ver: 1.0

[www.adac.de/motorsport](http://www.adac.de/motorsport)

Page 1/ 1 printed: 23.7.2016 15:24

**CERTINA**  
S W I S S W A T C H E S



# ADAC Formel 4

## Lap Chart Race 1

Provisional

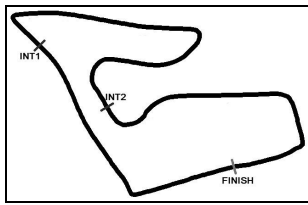


Red Bull Ring, Length: 4326 m

Saturday 23.July 2016 14:45

LapCha	1	2	3	4	5	6	7	8	9	10	11	12	13	14	15	16	17	18	19	20	21	22	23	24	25	26	27	28	29	30	31	32	33	34	35	36	37	38	39	40	41	42	43	44	45		
LAP 1	14	44	28	35	6	2	68	80	96	81	5	15	29	17	91	3	40	45	75	8	66	25	19	13	27	99	7	33	20	90	18	21	23	77	10												
LAP 2	14	44	28	35	6	80	96	81	2	5	15	29	3	40	17	91	75	45	66	25	8	19	13	27	99	33	7	20	90	18	21	23	68	77	10												
LAP 3	14	44	28	35	6	80	96	81	2	5	29	15	3	40	17	91	45	75	8	19	25	66	33	13	7	99	27	20	90	18	23	21	77	10	68												
LAP 4	14	44	28	6	35	80	96	81	2	5	29	15	40	17	3	91	45	75	8	19	66	33	25	13	99	7	27	90	20	18	23	21	10	68	77'												
LAP 5	14	44	28	6	80	35	96	81	2	29	5	15	40	17	91	3	75	8	19	66	45	33	25	13	99	7	27	90	20	18	23	21	10	68	77'												
LAP 6	14	44	28	6	80	96	35	81	2	29	5	15	40	17	91	3	75	8	66	19	33	45	25	13	99	7	90	27	20	18	23	21	10	68	77'												
LAP 7	14	44	28	6	80	96	35	81	2	29	5	15	40	17	91	3	75	8	66	19	33	25	45	13	99	7	90	27	20	23	18	21	10	68	77'												
LAP 8	14	44	28	6	96	80	81	2	35	29	5	15	40	17	91	3	75	66	8	19	33	25	45	13	7	99	90	27	20	18	23	21	10	77'													
LAP 9	14	44	28	6	96	80	81	2	35	29	5	40	15	17	91	3	75	66	8	25	45	13	7	99	90	27	20	33	18	23	21	10	77'														
LAP 10	14	44	28	6	96	80	81	2	35	29	5	40	15	17	91	3	75	66	8	25	45	13	7	99	90	27	20	33	18	23	21	10	77'														
LAP 11	14	44	28	6	96	80	81	2	35	29	5	40	15	17	91	3	66	75	8	25	45	13	7	99	90	27	20	33	18	23	21	10	77'														
LAP 12	14	44	28	6	96	80	81	29	40	15	91	17	66	8	75	45	13	25	99	7	90	27	20	33	18	23	21	10	5	35	77'																
LAP 13	14	44	28	6	96	80	81	29	40	15	91	17	66	8	75	45	13	25	99	7	90	27	20	33	18	23	21	5	10	35	77'																
LAP 14	14	44	28	6	96	80	81	29	40	15	91	17	66	8	45	75	13	25	99	7	90	27	20	33	18	23	21	10	35	5	77'																
LAP 15	14	44	28	96	6	81	80	29	15	40	91	66	17	8	45	75	99	13	7	90	25	27	18	20	23	33	10	21	35	5	77'																
LAP 16	14	44	28	96	81	29	6	80	15	40	66	91	17	8	45	99	13	7	27	25	20	90	23	18	10	33	35	21	5	75	77'																
LAP 17	14	44	28	96	81	29	6	80	15	40	66	91	17	8	45	99	13	7	27	25	90	20	23	10	18	33	35	5	21	75	77'																
LAP 18	14	44	28	96	81	29	6	80	15	66	40	91	17	45	8	99	13	7	27	25	90	20	23	10	18	33	5	35	21	75																	

. - PIT STOP ' - LAP BEHIND



# ADAC Formel 4

## Sector List Race 1

Provisional

Reg. Nr.: CR 15/2016

Saturday, July 23, 2016 14:45:00



Red Bull Ring, Length: 4326m

Air temperature: 31.32°C

Track temperature: 43.29°C

Weather condition: Dry

Lap	Time	SE1	SP1	SE2	SP2	SE3	SP3	TSP	Lap	Time	SE1	SP1	SE2	SP2	SE3	SP3	TSP
<b>2 Fittje, DEU</b>									<b>theoretical besttime: 1:31.150</b>								
1	1:39.893	29.394	207	42.318	167	28.181	191		7	<b>1:31.241</b>	23.987	210	<b>39.862</b>	<b>181</b>	27.392	194	
2	1:36.376	26.158	203	41.533	175	28.685	191		8	1:31.646	<b>23.909</b>	<b>211</b>	40.292	180	27.445	194	
3	1:32.939	24.362	208	40.785	174	27.792	191		9	1:33.960	23.914	212	40.760	161	29.286	183	
4	1:31.855	24.183	209	40.008	<b>182</b>	27.664	192		10	2:09.429	26.045	139	59.088	112	44.296	116	
5	1:31.741	24.090	209	39.984	180	27.667	193		11	2:15.180	35.638	141	57.163	108	42.379	194	
6	1:31.348	23.988	209	39.981	181	<b>27.379</b>	194		12		24.855	208					

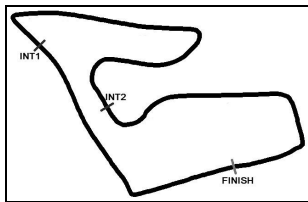
Lap	Time	SE1	SP1	SE2	SP2	SE3	SP3	TSP	Lap	Time	SE1	SP1	SE2	SP2	SE3	SP3	TSP
<b>3 Schreiner, DEU</b>									<b>theoretical besttime: 1:32.211</b>								
1	1:43.201	31.375	206	42.768	162	29.058	190		7	1:32.331	24.113	210	40.401	163	27.817	193	
2	1:35.068	24.164	<b>213</b>	41.881	160	29.023	192		8	1:33.360	24.635	206	40.840	163	27.885	192	
3	1:32.794	24.306	210	40.569	<b>166</b>	27.919	192		9	1:35.231	24.343	208	41.497	155	29.391	189	
4	1:33.991	24.220	212	41.616	157	28.155	191		10	2:03.793	25.322	208	54.373	103	44.098	118	
5	1:33.584	25.015	208	40.762	165	27.807	193		11	2:13.072	37.543	148	54.428	98	41.101	185	
6	<b>1:32.211</b>	<b>24.059</b>	210	<b>40.354</b>	163	<b>27.798</b>	<b>194</b>		12		34.572	146					

Lap	Time	SE1	SP1	SE2	SP2	SE3	SP3	TSP	Lap	Time	SE1	SP1	SE2	SP2	SE3	SP3	TSP
<b>5 Zendeli, DEU</b>									<b>theoretical besttime: 1:30.868</b>								
1	1:41.241	30.689	211	42.292	164	28.260	191		10	2:07.801	24.988	181	58.389	130	44.424	126	
2	1:35.411	24.904	190	41.729	168	28.778	192		11	2:14.273	35.486	149	57.104	110	41.683	195	
3	1:32.994	24.060	213	40.825	157	28.109	192		12	1:52.242	24.122	214	1:00.628	161	27.492	195	
4	1:32.592	24.926	208	40.258	172	27.408	194		13	2:06.003	26.363	174	59.807	132	39.833		
5	1:32.408	23.869	212	39.856	<b>173</b>	28.683	194		14	2:11.380	1:03.531	207	40.274	170	27.575	193	
6	1:31.208	23.816	215	39.992	168	27.400	195		15	1:31.573	23.865	213	40.173	170	27.535	193	
7	1:31.023	<b>23.799</b>	212	39.840	170	27.384	194		16	<b>1:31.017</b>	23.910	213	39.836	171	<b>27.271</b>	<b>196</b>	
8	1:32.150	24.004	211	<b>39.798</b>	169	28.348	194		17	1:32.366	23.823	216	40.672	163	27.871	195	
9	1:35.208	24.697	211	41.629	162	28.882	194		18	1:32.211	24.598	210	39.978	161	27.635	196	

Lap	Time	SE1	SP1	SE2	SP2	SE3	SP3	TSP	Lap	Time	SE1	SP1	SE2	SP2	SE3	SP3	TSP
<b>6 Ortmann, DEU</b>									<b>theoretical besttime: 1:30.928</b>								
1	1:39.242	29.596	209	41.921	166	27.725	193		10	2:11.030	27.568	135	59.505	98	43.957	126	
2	1:32.482	24.238	210	40.528	166	27.716	191		11	2:16.985	35.721	128	57.360	84	43.904	193	
3	1:32.037	24.204	212	40.249	165	27.584	194		12	1:33.265	24.190	211	40.395	168	28.680	190	
4	1:32.380	24.003	214	40.823	168	27.554	193		13	2:11.289	29.260	150	1:01.416	108	40.613	145	
5	1:31.376	23.966	210	40.024	<b>169</b>	27.386	195		14	2:07.738	29.795	129	56.728	46	41.215	190	
6	1:31.263	24.014	210	39.939	169	<b>27.310</b>	194		15	1:33.263	24.560	210	41.299	162	27.404	193	
7	1:31.418	24.042	212	39.927	169	27.449	193		16	1:33.157	<b>23.857</b>	<b>215</b>	40.068	168	29.232	195	
8	<b>1:31.209</b>	24.002	210	<b>39.761</b>	169	27.446	193		17	1:31.397	23.865	213	40.143	168	27.389	194	
9	1:35.376	24.015	213	40.776	157	30.585	190		18	1:31.493	24.022	213	40.032	166	27.439	194	

Lap	Time	SE1	SP1	SE2	SP2	SE3	SP3	TSP	Lap	Time	SE1	SP1	SE2	SP2	SE3	SP3	TSP
<b>7 Söderström, SWE</b>									<b>theoretical besttime: 1:31.855</b>								
1	1:46.365	34.312	208	42.718	150	29.335	192		10	2:04.096	26.627	204	52.535	88	44.934	97	
2	1:34.923	24.749	210	41.714	156	28.460	196		11	2:10.108	37.805	155	53.665	114	38.638	195	
3	1:35.667	25.258	203	42.339	150	28.070	194		12	1:38.890	24.241	212	42.339	157	32.310	151	
4	1:34.412	24.316	<b>217</b>	41.876	157	28.220	193		13	2:09.745	28.263	138	1:00.712	126	40.770	128	
5	1:32.287	24.149	213	<b>40.658</b>	161	27.480	196		14	2:03.181	32.056	122	54.056	59	37.069	194	
6	1:32.454	24.205	215	40.761	<b>168</b>	27.488	194		15	1:36.360	24.718	209	42.353	156	29.289	190	
7	<b>1:32.066</b>	<b>23.912</b>	216	40.699	167	27.455	196		16	1:33.404	24.705	212	41.160	163	27.539	193	
8	1:32.452	24.098	214	40.850	161	27.504	194		17	1:32.568	23.914	215	41.106	159	27.548	195	
9	1:35.677	24.209	214	41.991	151	29.477	189		18	1:32.189	24.099	212	40.805	164	<b>27.285</b>	<b>197</b>	

Lap	Time	SE1	SP1	SE2	SP2	SE3	SP3	TSP	Lap	Time	SE1	SP1	SE2	SP2	SE3	SP3	TSP
<b>8 Engstler, DEU</b>									<b>theoretical besttime: 1:31.848</b>								
1	1:43.732	32.521	210	42.716	151	28.495	191		10	2:04.801	26.312	211	53.359	86	45.130	102	
2	1:36.571	25.244	210	42.198	150	29.129	188		11	2:11.031	36.927	144	54.522	120	39.582	193	
3	1:34.521	25.094	215	41.682	162	27.745	193		12	1:37.307	24.826	212	40.858	163	31.623	156	
4	1:31.978	23.980	213	40.501	165	<b>27.497</b>	195		13	2:09.579	27.910	150	1:00.206	137	41.463	125	
5	1:32.834	<b>23.928</b>	<b>216</b>	41.040	157	27.866	194		14	2:04.231	31.372	151	54.863	60	37.996	190	
6	<b>1:31.932</b>	23.997	212	<b>40.423</b>	165	27.512	196		15	1:33.766	24.229	214	41.338	161	28.199	195	
7	1:32.107	24.068	213	40.465	164	27.574	<b>197</b>		16	1:33.366	24.113	214	41.073	161	28.180	192	
8	1:34.470	24.094	208	42.262	156	28.114	194		17	1:33.374	24.155	210	40.832	170	28.387	193	
9	1:35.302	24.171	210	41.405	157	29.726	191		18	1:33.328	24.043	210	40.655	156	28.630	184	



# ADAC Formel 4

## Sector List Race 1

Provisional

Reg. Nr.: CR 15/2016

Saturday, July 23, 2016 14:45:00



Red Bull Ring, Length: 4326m

Air temperature: 31.32°C

Track temperature: 43.29°C

Weather condition: Dry

Lap	Time	SE1	SP1	SE2	SP2	SE3	SP3	TSP	Lap	Time	SE1	SP1	SE2	SP2	SE3	SP3	TSP
<b>10</b>	Estner, DEU								<b>theoretical besttime: 1:31.818</b>								
1	2:21.209	36.467	210	1:16.218	156	28.524	190		10	1:43.756	25.774	204	41.786	116	36.196	82	
2	1:33.282	24.532	206	40.702	165	28.048	192		11	2:06.237	39.208	162	50.919	105	36.110	194	
3	1:32.683	24.476	208	40.394	167	27.813	190		12	1:40.829	24.250	213	43.065	137	33.514	130	
4	1:32.465	24.413	208	40.250	170	27.802	193		13	2:10.284	28.730	181	1:00.576	120	40.978	114	
5	1:32.546	24.433	207	40.338	165	27.775	193		14	2:00.580	31.997	111	54.502	77	34.081	195	
6	1:32.311	24.367	207	40.276	168	<b>27.668</b>	193		15	1:34.206	24.232	208	41.176	157	28.798	196	
7	1:32.090	24.231	208	40.166	166	27.693	193		16	1:36.463	25.278	211	41.808	156	29.377	192	
8	1:32.080	24.301	206	<b>40.097</b>	<b>173</b>	27.682	193		17	1:32.656	24.601	212	40.260	160	27.795	194	
9	1:35.499	24.736	206	41.988	157	28.775	190		18	<b>1:31.996</b>	<b>24.053</b>	<b>211</b>	40.228	158	27.715	195	

<b>13</b>	Brandt, DEU								<b>theoretical besttime: 1:31.346</b>								
1	1:45.227	32.199	197	43.881	152	29.147	192		10	2:04.372	26.214	202	53.388	90	44.770	98	
2	1:35.266	24.026	213	42.550	150	28.690	191		11	2:10.287	37.471	142	54.093	98	38.723	192	
3	1:36.098	25.357	209	42.796	155	27.945	194		12	1:37.959	24.623	214	42.011	156	31.325	166	
4	1:33.660	24.571	213	41.503	158	27.586	196		13	2:09.770	28.288	133	1:00.605	125	40.877	132	
5	<b>1:31.857</b>	24.093	211	<b>40.205</b>	161	27.559	195		14	2:03.847	31.852	144	54.244	57	37.751	192	
6	1:32.909	24.142	210	41.234	156	27.533	<b>197</b>		15	1:36.747	25.387	207	41.997	154	29.363	187	
7	1:32.523	24.162	211	40.689	<b>162</b>	27.672	195		16	1:33.293	24.769	205	41.110	160	27.414	195	
8	1:32.153	24.035	212	40.556	160	27.562	196		17	1:32.463	23.969	211	41.185	158	27.309	194	
9	1:35.711	24.748	209	41.747	152	29.216	188		18	1:32.291	<b>23.937</b>	<b>212</b>	41.150	162	<b>27.204</b>	<b>196</b>	

<b>14</b>	Preining, AUT								<b>theoretical besttime: 1:30.911</b>								
1	1:37.125	27.740	203	40.457	173	28.928	190		10	2:15.469	30.875	112	1:01.116	105	43.478	129	
2	1:32.437	24.363	205	40.436	165	27.638	191		11	2:18.339	36.095	137	57.863	72	44.381	192	
3	1:31.753	24.244	206	40.101	173	27.408	192		12	1:31.548	24.050	208	40.040	170	27.458	192	
4	1:31.488	24.182	207	40.044	170	27.262	193		13	2:11.933	29.692	121	1:02.136	106	40.105	168	
5	1:31.372	24.082	208	40.072	173	27.218	193		14	2:08.502	29.831	138	57.898	48	40.773	192	
6	1:31.307	24.076	207	40.044	171	27.187	193		15	1:31.365	24.044	208	40.188	171	27.133	192	
7	1:31.105	24.012	207	39.986	172	27.107	<b>194</b>		16	1:31.300	24.029	208	40.128	173	27.143	193	
8	1:30.985	24.025	207	<b>39.900</b>	<b>174</b>	27.060	193		17	1:31.387	24.079	208	40.240	174	27.068	193	
9	1:31.952	<b>24.011</b>	207	39.951	174	27.990	191		18	<b>1:30.949</b>	24.040	208	39.909	174	<b>27.000</b>	<b>193</b>	

<b>15</b>	Waldherr, DEU								<b>theoretical besttime: 1:31.183</b>								
1	1:41.399	31.355	206	41.911	168	28.133	194		10	2:07.588	25.212	167	58.131	108	44.245	124	
2	1:35.454	24.882	208	41.896	164	28.676	192		11	2:13.414	36.312	163	56.040	100	41.062	194	
3	1:33.314	25.037	208	40.576	166	27.701	193		12	1:35.417	24.214	213	42.055	166	29.148	164	
4	1:33.179	24.478	209	41.239	170	27.462	193		13	2:10.454	28.794	138	1:00.808	110	40.852	135	
5	1:32.096	24.154	208	40.629	170	27.313	194		14	2:05.928	31.106	155	55.843	54	38.979	195	
6	1:31.637	24.019	209	40.306	172	27.312	194		15	1:33.233	24.075	214	41.272	162	27.886	193	
7	1:32.381	24.308	206	40.715	170	27.358	193		16	1:32.115	24.067	213	40.313	173	27.735	194	
8	<b>1:31.390</b>	24.117	208	<b>39.970</b>	171	27.303	194		17	1:31.674	23.992	212	40.401	168	<b>27.281</b>	<b>195</b>	
9	1:35.072	24.091	209	41.742	163	29.239	182		18	1:31.619	<b>23.932</b>	<b>213</b>	40.288	170	27.399	195	

<b>17</b>	Ciantini, CHE								<b>theoretical besttime: 1:31.227</b>								
1	1:42.477	31.729	206	42.071	162	28.677	192		10	2:07.050	25.672	179	57.059	123	44.319	124	
2	1:36.768	24.595	210	41.566	159	30.607	182		11	2:13.025	36.324	180	55.656	104	41.045	195	
3	1:32.812	24.610	212	40.635	166	27.567	194		12	1:36.865	24.090	217	42.508	165	30.267	175	
4	1:32.360	24.019	211	40.625	162	27.716	193		13	2:10.575	28.638	132	1:00.258	117	41.679	137	
5	1:31.813	24.039	210	<b>40.151</b>	164	27.623	<b>196</b>		14	2:04.888	30.435	146	55.789	56	38.664	193	
6	<b>1:31.746</b>	23.984	212	40.319	162	27.443	194		15	1:34.351	24.679	209	41.431	162	28.241	191	
7	1:32.358	24.249	209	40.617	162	27.492	194		16	1:32.373	24.352	208	40.690	169	<b>27.331</b>	<b>196</b>	
8	1:31.754	24.077	210	40.220	<b>170</b>	27.457	194		17	1:31.891	<b>23.745</b>	<b>213</b>	40.358	156	27.788	193	
9	1:35.081	23.961	209	41.945	160	29.175	184		18	1:32.271	23.874	215	40.687	162	27.710	192	





# ADAC Formel 4

## Sector List Race 1

Provisional

Reg. Nr.: CR 15/2016

Saturday, July 23, 2016 14:45:00



Red Bull Ring, Length: 4326m

Air temperature: 31.32°C

Track temperature: 43.29°C

Weather condition: Dry

Lap	Time	SE1	SP1	SE2	SP2	SE3	SP3	TSP	Lap	Time	SE1	SP1	SE2	SP2	SE3	SP3	TSP
<b>18 Meikup, EST</b>									<b>theoretical besttime: 1:32.093</b>								
1	1:47.475	34.712	206	44.121	153	28.642	190		10	2:02.142	26.217	196	51.065	91	44.860	91	
2	1:34.801	24.510	211	41.759	155	28.532	191		11	2:08.598	38.290	139	53.419	106	36.889	192	
3	1:36.237	24.955	212	42.429	155	28.853	193		12	1:39.731	24.494	213	41.668	160	33.569	163	
4	1:34.081	24.648	209	41.071	162	28.362	190		13	2:09.670	28.562	162	1:00.847	129	40.261	131	
5	1:32.956	24.583	208	40.554	167	27.819	194		14	2:02.001	32.302	102	55.099	88	34.600	192	
6	1:33.039	24.243	212	40.890	161	27.906	<b>194</b>		15	1:35.409	24.303	215	42.212	159	28.894	189	
7	1:34.177	24.961	210	41.443	160	27.773	192		16	1:37.079	25.408	211	41.751	160	29.920	187	
8	<b>1:32.242</b>	24.269	208	<b>40.292</b>	166	27.681	192		17	1:33.388	25.077	213	40.631	168	27.680	192	
9	1:36.724	24.327	207	42.447	145	29.950	175		18	1:32.695	<b>24.146</b>	<b>211</b>	40.894	167	<b>27.655</b>	<b>192</b>	

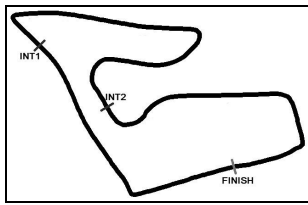
<b>19 Scherer, CHE</b>									<b>theoretical besttime: 1:31.651</b>								
1	1:44.766	33.695	207	42.369	163	28.702	192		5	1:32.369	24.230	209	<b>40.081</b>	<b>173</b>	28.058	190	
2	1:35.603	24.417	<b>213</b>	42.315	162	28.871	187		6	1:33.540	24.996	209	40.982	171	27.562	195	
3	1:35.307	25.315	211	41.986	171	28.006	190		7	<b>1:32.201</b>	24.201	209	40.514	171	<b>27.486</b>	<b>193</b>	
4	1:32.239	24.376	209	40.336	171	27.527	192		8	1:32.365	<b>24.084</b>	<b>210</b>	40.459	174	27.822	193	

<b>20 Kratz, DEU</b>									<b>theoretical besttime: 1:31.839</b>								
1	1:46.653	34.236	210	42.882	153	29.535	191		10	2:02.285	25.587	201	51.722	90	44.976	101	
2	1:34.908	24.640	213	41.795	156	28.473	193		11	2:09.140	38.110	154	53.574	109	37.456	194	
3	1:36.312	25.416	212	42.485	156	28.411	192		12	1:39.445	24.488	214	41.869	160	33.088	142	
4	1:34.305	24.587	209	41.413	164	28.305	194		13	2:09.752	28.561	145	1:00.315	123	40.876	138	
5	1:33.128	24.329	211	40.593	164	28.206	192		14	2:02.133	32.162	96	54.294	81	35.677	194	
6	1:33.079	24.255	209	40.867	165	27.957	<b>194</b>		15	1:36.369	24.585	215	42.399	160	29.385	190	
7	1:32.520	24.544	209	40.249	169	27.727	194		16	1:34.818	25.305	214	41.309	171	28.204	193	
8	<b>1:31.852</b>	<b>24.179</b>	209	<b>40.239</b>	173	27.434	194		17	1:33.457	25.038	208	40.722	174	27.697	193	
9	1:37.585	24.138	212	42.734	146	30.713	173		18	1:32.144	24.274	211	40.449	171	<b>27.421</b>	<b>193</b>	

<b>21 Halder, DEU</b>									<b>theoretical besttime: 1:32.895</b>								
1	1:48.547	35.099	195	44.345	150	29.103	191		10	1:57.839	24.518	207	48.370	91	44.951	82	
2	1:36.572	24.587	207	42.533	152	29.452	189		11	2:08.214	38.562	143	53.042	101	36.610	194	
3	1:35.650	24.618	208	42.181	156	28.851	192		12	1:39.886	<b>24.128</b>	<b>214</b>	42.639	153	33.119	148	
4	1:34.445	24.536	208	41.437	155	28.472	193		13	2:10.198	29.361	160	1:00.213	119	40.624	131	
5	1:34.018	24.429	207	41.232	155	28.357	191		14	2:01.702	31.965	116	55.227	72	34.510	193	
6	1:34.149	24.516	206	41.049	160	28.584	191		15	1:35.400	24.595	210	41.956	162	28.849	191	
7	1:33.869	24.358	206	40.966	157	28.545	188		16	1:36.416	24.910	212	42.170	157	29.336	193	
8	1:34.368	24.564	205	41.233	159	28.571	189		17	1:34.512	25.207	210	41.268	158	<b>28.037</b>	<b>194</b>	
9	1:35.842	25.268	206	41.876	157	28.698	192		18	<b>1:33.129</b>	24.269	210	<b>40.730</b>	<b>164</b>	28.130	191	

<b>23 Hanses, DEU</b>									<b>theoretical besttime: 1:32.105</b>								
1	1:48.997	35.531	193	44.771	161	28.695	193		10	2:01.773	26.313	188	50.703	92	44.757	84	
2	1:36.419	24.653	208	42.225	145	29.541	191		11	2:08.736	38.637	133	53.166	95	36.933	193	
3	1:34.005	24.388	210	41.739	159	27.878	192		12	1:39.672	24.219	211	41.618	158	33.835	159	
4	1:33.281	24.324	210	40.910	158	28.047	193		13	2:09.840	28.960	175	1:00.507	130	40.373	130	
5	1:33.296	25.070	207	40.548	<b>162</b>	27.678	193		14	2:01.648	32.110	111	55.297	88	34.241	191	
6	1:32.939	24.055	<b>213</b>	40.938	152	27.946	193		15	1:35.528	24.103	209	42.193	154	29.232	191	
7	1:33.717	24.517	207	41.240	162	27.960	180		16	1:36.122	25.454	208	41.671	153	28.997	191	
8	1:32.663	24.541	211	<b>40.517</b>	159	<b>27.605</b>	194		17	1:32.563	24.147	210	40.579	158	27.837	195	
9	1:37.302	24.253	213	43.076	139	29.973	168		18	<b>1:32.327</b>	<b>23.983</b>	<b>213</b>	40.690	161	27.654	193	

<b>25 Müller-Crepon, CHE</b>									<b>theoretical besttime: 1:31.238</b>								
1	1:44.231	33.324	205	42.510	159	28.397	194		10	2:04.837	26.415	211	53.272	90	45.150	102	
2	1:35.853	24.594	<b>214</b>	42.137	160	29.122	188		11	2:10.861	36.900	140	54.498	112	39.463	193	
3	1:35.994	25.121	213	42.181	168	28.692	189		12	1:38.759	25.128	208	42.198	156	31.433	162	
4	1:33.949	24.944	208	41.267	171	27.738	194		13	2:09.858	28.332	130	1:00.690	124	40.836	126	
5	<b>1:31.522</b>	23.944	211	<b>40.059</b>	171	27.519	195		14	2:03.604	32.145	126	53.980	57	37.479	195	
6	1:33.309	23.922	198	41.762	169	27.625	194		15	1:37.170	24.824	213	42.940	155	29.406	187	
7	1:31.998	23.912	213	40.499	172	27.587	193		16	1:35.236	25.302	208	41.503	159	28.431	190	
8	1:31.894	23.880	213	40.533	170	27.481	<b>197</b>		17	1:32.463	24.567	208	40.534	173	<b>27.362</b>	<b>194</b>	



# ADAC Formel 4

## Sector List Race 1

Provisional

Reg. Nr.: CR 15/2016

Saturday, July 23, 2016 14:45:00



Red Bull Ring, Length: 4326m

Air temperature: 31.32°C

Track temperature: 43.29°C

Weather condition: Dry

Lap	Time	SE1	SP1	SE2	SP2	SE3	SP3	TSP	Lap	Time	SE1	SP1	SE2	SP2	SE3	SP3	TSP
9	1:35.100	24.599	208	40.801	167	29.700	190		18	1:31.794	<b>23.817</b>	<b>212</b>	40.403	169	27.574	194	

### 27 Gachot, GBR

theoretical besttime: 1:31.727

1	1:45.695	33.749	210	43.079	152	28.867	192		10	2:03.310	26.312	196	52.313	91	44.685	95	
2	1:35.171	24.503	210	41.824	153	28.844	191		11	2:09.629	38.238	160	53.797	107	37.594	194	
3	1:36.706	25.814	212	42.622	150	28.270	193		12	1:39.162	24.562	215	42.136	164	32.464	148	
4	1:34.071	24.334	214	41.513	162	28.224	194		13	2:09.745	28.433	147	1:00.561	111	40.751	127	
5	1:32.833	24.205	213	40.643	166	27.985	194		14	2:02.461	32.151	93	54.140	78	36.170	196	
6	1:33.551	24.202	211	41.580	166	27.769	195		15	1:36.347	25.001	210	42.187	166	29.159	187	
7	1:32.375	<b>23.931</b>	212	40.791	172	27.653	194		16	1:34.526	25.278	208	41.168	156	28.080	193	
8	<b>1:31.924</b>	24.021	210	<b>40.268</b>	173	27.635	193		17	1:32.320	24.152	210	40.550	174	27.618	193	
9	1:36.090	23.987	213	42.751	156	29.352	191		18	1:32.202	24.140	209	40.534	169	<b>27.528</b>	<b>193</b>	

### 28 Schramm, DEU

theoretical besttime: 1:31.181

1	1:37.967	28.673	203	41.328	167	27.966	193		10	2:12.940	28.888	126	1:00.529	107	43.523	136	
2	1:32.479	24.186	211	40.554	165	27.739	193		11	2:17.908	36.009	124	57.398	80	44.501	193	
3	1:32.046	24.091	211	40.331	169	27.624	193		12	1:33.003	24.032	212	40.518	170	28.453	184	
4	1:31.915	24.091	211	40.189	169	27.635	191		13	2:11.069	29.274	159	1:01.169	101	40.626	157	
5	1:31.735	24.137	210	40.094	171	27.504	193		14	2:08.185	29.612	155	57.461	44	41.112	193	
6	<b>1:31.360</b>	24.010	209	39.903	174	<b>27.447</b>	193		15	1:31.788	23.928	213	40.350	171	27.510	194	
7	1:31.404	23.964	209	39.875	174	27.565	193		16	1:31.583	24.002	211	40.048	169	27.533	194	
8	1:31.444	23.954	210	<b>39.844</b>	173	27.646	191		17	1:31.656	<b>23.890</b>	<b>211</b>	40.206	175	27.560	193	
9	1:33.225	24.069	209	40.090	163	29.066	184		18	1:32.901	24.543	206	40.699	171	27.659	192	

### 29 Schumacher, DEU

theoretical besttime: 1:30.840

1	1:42.282	31.430	210	41.849	156	29.003	190		10	2:07.358	24.780	186	58.446	118	44.132	122	
2	1:34.693	24.624	208	41.499	165	28.570	194		11	2:14.756	35.822	136	57.049	99	41.885	194	
3	1:32.744	24.426	207	40.658	162	27.660	194		12	1:34.462	24.671	205	41.556	170	28.235	172	
4	1:32.854	24.859	206	40.633	169	27.362	194		13	2:10.801	29.195	139	1:01.053	115	40.553	139	
5	1:31.328	23.945	211	40.048	<b>174</b>	27.335	194		14	2:06.730	30.285	166	56.269	47	40.176	193	
6	1:31.124	23.996	210	40.015	170	<b>27.113</b>	195		15	1:33.304	24.051	215	41.538	162	27.715	194	
7	<b>1:30.920</b>	<b>23.896</b>	210	39.836	173	27.188	195		16	1:31.409	23.972	211	39.942	174	27.495	193	
8	1:32.975	23.984	210	40.379	159	28.612	189		17	1:30.961	23.973	212	<b>39.831</b>	<b>172</b>	27.157	194	
9	1:35.017	24.695	206	41.415	157	28.907	190		18	1:31.590	23.964	213	40.094	169	27.532	196	

### 33 Aberdein, ZAF

theoretical besttime: 1:31.173

1	1:46.477	33.919	212	42.604	148	29.954	189		10	2:02.475	25.875	177	51.650	95	44.950	91	
2	1:34.708	24.548	213	41.499	162	28.661	194		11	2:08.639	38.189	145	53.597	103	36.853	195	
3	1:35.189	25.073	211	41.846	164	28.270	193		12	1:39.766	24.216	213	42.115	162	33.435	148	
4	1:33.152	24.648	213	40.948	168	27.556	193		13	2:09.665	28.472	144	1:00.777	132	40.416	129	
5	<b>1:31.347</b>	23.873	212	<b>40.104</b>	<b>170</b>	<b>27.370</b>	196		14	2:02.033	32.215	101	54.972	94	34.846	194	
6	1:33.216	24.484	210	41.214	162	27.518	196		15	1:36.337	24.298	210	41.760	158	30.279	183	
7	1:32.414	23.940	212	40.848	164	27.626	195		16	1:36.850	25.601	215	41.904	156	29.345	192	
8	1:32.045	<b>23.699</b>	<b>216</b>	40.520	167	27.826	<b>197</b>		17	1:33.422	24.874	215	40.716	163	27.832	194	
9	1:42.409	28.304	197	44.160	153	29.945	183		18	1:32.536	23.937	216	40.926	161	27.673	195	

### 35 Laliberte, FRA

theoretical besttime: 1:31.598

1	1:38.236	28.686	206	41.494	163	28.056	193		10	2:08.511	25.534	153	58.765	112	44.212	116	
2	1:32.866	24.323	209	40.607	167	27.936	192		11	2:14.935	35.940	137	56.803	111	42.192	195	
3	1:32.328	24.259	208	<b>40.328</b>	<b>175</b>	27.741	192		12	2:13.776	24.951	197	1:08.116	127	40.709		
4	1:33.039	24.212	208	41.294	172	27.533	195		13	2:18.902	1:08.663	203	42.104	163	28.135	190	
5	1:32.971	<b>23.815</b>	<b>213</b>	40.367	174	28.789	194		14	1:32.814	24.425	207	40.818	173	27.571	192	
6	1:32.628	24.138	206	41.035	169	<b>27.455</b>	195		15	<b>1:32.059</b>	23.990	210	40.419	173	27.650	194	
7	1:32.125	23.922	210	40.718	169	27.485	194		16	1:33.485	24.092	211	40.621	157	28.772	193	
8	1:33.989	24.046	209	41.904	164	28.039	194		17	1:33.647	25.299	210	40.738	169	27.610	197	
9	1:34.142	24.156	208	41.348	159	28.638	183		18	1:32.990	23.975	213	40.746	160	28.269	194	





# ADAC Formel 4

## Sector List Race 1

Provisional

Reg. Nr.: CR 15/2016

Saturday, July 23, 2016 14:45:00



Red Bull Ring, Length: 4326m  
 Air temperature: 31.32°C  
 Track temperature: 43.29°C  
 Weather condition: Dry

Lap	Time	SE1	SP1	SE2	SP2	SE3	SP3	TSP	Lap	Time	SE1	SP1	SE2	SP2	SE3	SP3	TSP
<b>40 Hoogenboom, NLD</b>									<b>theoretical besttime: 1:31.188</b>								
1	1:43.506	31.661	208	42.720	164	29.125	188		10	2:07.719	24.641	186	59.092	111	43.986	131	
2	1:35.568	24.818	208	41.397	167	29.353	188		11	2:13.833	36.049	171	56.628	108	41.156	196	
3	1:32.241	24.511	208	40.184	173	27.546	195		12	1:35.067	24.032	209	41.931	165	29.104	161	
4	1:32.520	24.060	215	40.928	172	27.532	194		13	2:10.822	28.788	137	1:01.027	104	41.007	134	
5	1:32.059	23.943	212	40.585	169	27.531	<b>196</b>		14	2:05.936	30.186	161	56.324	52	39.426	194	
6	1:31.618	23.862	213	40.472	173	<b>27.284</b>	195		15	1:33.950	23.995	215	41.489	167	28.466	195	
7	1:32.443	23.877	210	41.100	<b>177</b>	27.466	194		16	1:32.483	24.234	207	40.847	171	27.402	194	
8	<b>1:31.315</b>	23.924	212	<b>40.055</b>	172	27.336	196		17	1:32.272	24.021	210	40.818	170	27.433	194	
9	1:33.749	<b>23.849</b>	214	40.962	166	28.938	192		18	1:32.410	23.962	209	41.040	173	27.408	195	

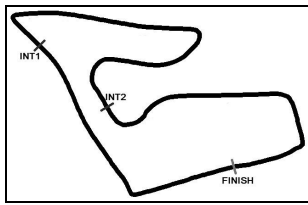
<b>44 Vips, ITA</b>									<b>theoretical besttime: 1:30.916</b>								
1	1:37.469	27.956	209	41.678	172	27.835	192		10	2:14.252	30.098	109	1:00.640	103	43.514	132	
2	1:32.565	24.319	210	40.454	177	27.792	192		11	2:18.094	36.225	136	57.374	74	44.495	193	
3	1:31.801	24.090	210	40.256	178	27.455	194		12	1:32.913	24.052	210	40.668	174	28.193	183	
4	1:31.792	24.161	210	40.247	175	27.384	194		13	2:11.088	28.894	145	1:01.648	103	40.546	155	
5	<b>1:31.259</b>	23.971	210	40.055	174	27.233	194		14	2:08.251	29.752	146	57.294	48	41.205	193	
6	1:31.286	23.973	210	40.129	175	<b>27.184</b>	<b>195</b>		15	1:31.427	23.983	212	40.203	179	27.241	195	
7	1:31.446	<b>23.887</b>	211	39.981	176	27.578	188		16	1:31.292	23.966	211	40.096	178	27.230	194	
8	1:31.307	24.142	209	<b>39.845</b>	176	27.320	193		17	1:31.259	23.952	211	40.088	178	27.219	194	
9	1:32.706	23.983	209	40.094	165	28.629	191		18	1:31.758	23.990	211	40.079	170	27.689	192	

<b>45 Wolf, DEU</b>									<b>theoretical besttime: 1:32.079</b>								
1	1:43.598	32.189	208	42.487	155	28.922	187		10	2:04.024	26.084	209	53.328	95	44.612	103	
2	1:36.203	24.814	212	42.060	163	29.329	185		11	2:10.598	37.586	156	54.029	107	38.983	193	
3	1:33.501	25.075	209	40.647	166	27.779	193		12	1:37.839	24.832	212	41.883	155	31.124	165	
4	1:32.402	24.188	212	40.516	<b>167</b>	27.698	193		13	2:09.797	28.409	129	1:00.410	129	40.978	128	
5	1:34.911	24.392	207	41.500	164	29.019	189		14	2:04.061	31.836	136	54.123	58	38.102	189	
6	1:33.956	24.719	212	41.605	163	<b>27.632</b>	194		15	1:33.746	25.048	207	40.769	165	27.929	193	
7	1:32.733	24.089	210	40.955	163	27.689	194		16	1:32.604	24.170	211	40.676	165	27.758	194	
8	<b>1:32.161</b>	24.040	212	<b>40.421</b>	164	27.700	193		17	1:33.358	<b>24.026</b>	<b>213</b>	40.798	165	28.534	194	
9	1:35.674	24.784	207	41.441	164	29.449	182		18	1:32.619	24.155	212	40.543	161	27.921	192	

<b>66 Laaksonen, FIN</b>									<b>theoretical besttime: 1:31.234</b>								
1	1:43.938	32.498	211	43.126	161	28.314	193		10	2:04.114	25.816	204	53.426	91	44.872	107	
2	1:35.955	24.842	212	41.914	165	29.199	185		11	2:11.714	37.115	148	54.518	119	40.081	188	
3	1:36.247	25.706	211	42.234	157	28.307	191		12	1:36.373	24.805	208	40.415	172	31.153	177	
4	1:32.288	24.567	209	40.222	168	27.499	194		13	2:09.927	28.089	139	1:00.501	124	41.337	137	
5	1:32.035	24.004	213	40.110	170	27.921	191		14	2:04.440	30.381	158	55.925	53	38.134	194	
6	1:32.927	24.769	206	40.641	172	27.517	194		15	1:33.196	24.670	212	41.014	171	27.512	196	
7	<b>1:31.733</b>	24.171	208	<b>40.064</b>	<b>174</b>	27.498	193		16	1:32.253	23.878	212	41.075	173	<b>27.300</b>	<b>194</b>	
8	1:32.108	24.098	208	40.554	169	27.456	194		17	1:32.201	23.977	213	40.737	171	27.487	194	
9	1:35.948	23.964	211	42.031	160	29.953	181		18	1:31.809	<b>23.870</b>	<b>213</b>	40.476	173	27.463	193	

<b>68 Correa, ITA</b>									<b>theoretical besttime: 1:31.409</b>								
1	1:40.085	29.871	<b>211</b>	42.043	163	28.171	193		5	1:31.464	24.188	206	39.824	182	27.452	194	
2	1:48.549	25.306	208	42.116	172	41.127			6	<b>1:31.440</b>	<b>24.178</b>	<b>206</b>	<b>39.810</b>	<b>180</b>	27.452	194	
3	2:31.566	1:23.312	202	40.488	178	27.766	190		7	1:39.514	24.209	206	39.844	179	35.461		
4	1:31.839	24.273	205	40.145	178	<b>27.421</b>	190										

<b>75 Esmeijer, NLD</b>									<b>theoretical besttime: 1:31.773</b>								
1	1:43.665	32.038	207	42.923	161	28.704	190		10	2:03.914	25.311	206	53.878	92	44.725	107	
2	1:36.089	24.905	212	41.438	165	29.746	184		11	2:12.696	37.220	148	54.541	101	40.935	186	
3	1:34.066	25.472	206	41.159	<b>178</b>	<b>27.435</b>	192		12	1:38.113	25.351	212	41.797	165	30.965	163	
4	1:32.197	24.330	210	40.207	172	27.660	194		13	2:09.692	28.252	132	1:00.310	125	41.130	123	
5	1:32.873	24.362	212	41.041	174	27.470	194		14	2:04.530	31.751	141	54.135	57	38.644	188	
6	1:32.230	24.175	<b>213</b>	40.250	172	27.805	<b>195</b>		15	1:36.527	24.992	208	42.124	173	29.411	186	
7	1:32.258	24.210	212	40.293	171	27.755	194		16	1:46.934	25.043	209	42.258	158	39.633		
8	1:33.411	24.496	208	41.336	175	27.579	193		17	2:31.030	1:21.992	199	41.462	169	27.576	192	



# ADAC Formel 4

## Sector List Race 1

Provisional

Reg. Nr.: CR 15/2016

Saturday, July 23, 2016 14:45:00



Red Bull Ring, Length: 4326m  
Air temperature: 31.32°C  
Track temperature: 43.29°C  
Weather condition: Dry

Lap	Time	SE1	SP1	SE2	SP2	SE3	SP3	TSP	Lap	Time	SE1	SP1	SE2	SP2	SE3	SP3	TSP
9	1:35.767	24.148		41.704	155	29.915	187		18	<b>1:31.777</b>	<b>24.133</b>	<b>209</b>	<b>40.205</b>	<b>177</b>	27.439	192	

### 77 van Uiter, NLD

theoretical besttime: 1:31.397

1	2:08.723	35.163	208	1:02.601	144	30.959	184		10	2:07.960	38.872	150	52.618	98	36.470	193	
2	1:35.288	25.189	204	41.439	167	28.660	188		11	1:40.107	24.286	213	42.860	145	32.961	150	
3	1:40.212	24.663	205	41.464	167	34.085			12	2:10.572	29.308	171	1:00.452	121	40.812	116	
4	2:26.872	1:11.383	202	47.985	169	27.504	192		13	2:01.015	31.831	129	54.860	70	34.324	193	
5	1:31.785	24.122	210	40.303	171	<b>27.360</b>	195		14	1:33.985	24.418	210	40.824	155	28.743	190	
6	1:34.862	24.045	210	40.373	<b>172</b>	30.444	193		15	1:35.862	25.625	211	41.523	161	28.714	192	
7	<b>1:31.608</b>	23.969	209	<b>40.130</b>	170	27.509	194		16	1:32.680	<b>23.907</b>	<b>213</b>	40.867	162	27.906	196	
8	1:45.595	24.668	203	45.324	152	35.603			17	1:32.151	24.018	213	40.697	170	27.436	194	
9	2:10.969	46.583	203	41.905	147	42.481	87										

### 80 Drugovich, AUT

theoretical besttime: 1:31.042

1	1:40.263	30.260	206	41.826	166	28.177	<b>194</b>		10	2:10.521	27.365	135	59.330	98	43.826	125	
2	1:33.668	25.019	203	41.048	169	27.601	190		11	2:16.179	35.848	152	57.014	96	43.317	192	
3	1:31.985	24.276	206	40.211	170	27.498	191		12	1:34.149	24.222	211	40.741	170	29.186	164	
4	1:31.549	24.145	207	40.048	172	27.356	192		13	2:11.090	29.140	155	1:01.467	106	40.483	141	
5	1:31.637	23.992	209	40.123	172	27.522	190		14	2:06.960	30.171	150	56.158	41	40.631	192	
6	1:31.809	24.104	207	40.362	173	27.343	192		15	1:33.924	24.440	209	41.559	165	27.925	192	
7	<b>1:31.336</b>	24.077	207	<b>39.901</b>	173	27.358	192		16	1:32.433	24.307	213	40.324	174	27.802	194	
8	1:32.651	25.406	207	39.952	<b>174</b>	<b>27.293</b>	191		17	1:31.645	23.875	213	40.461	172	27.309	193	
9	1:33.584	23.929	210	40.392	164	29.263	177		18	1:31.549	<b>23.848</b>	<b>213</b>	40.076	171	27.625	191	

### 81 Nielsen, DNK

theoretical besttime: 1:30.774

1	1:40.982	30.563	206	41.884	165	28.535	191		10	2:10.441	27.211	137	59.324	105	43.906	125	
2	1:33.960	24.673	210	41.409	166	27.878	191		11	2:15.890	35.793	158	57.049	101	43.048	193	
3	1:32.364	24.355	209	40.301	171	27.708	193		12	1:34.303	24.222	213	40.784	171	29.297	177	
4	1:31.443	23.960	210	40.075	<b>172</b>	27.408	192		13	2:11.216	29.282	156	1:01.315	103	40.619	136	
5	1:31.538	23.891	211	40.016	170	27.631	193		14	2:06.844	30.044	154	56.314	41	40.486	193	
6	1:32.121	23.985	210	40.517	163	27.619	194		15	1:33.100	24.070	216	41.254	164	27.776	195	
7	1:32.182	23.849	213	40.674	168	27.659	193		16	1:31.259	<b>23.804</b>	<b>213</b>	40.065	170	27.390	193	
8	1:31.864	23.896	213	40.541	171	27.427	193		17	<b>1:30.906</b>	23.936	210	<b>39.807</b>	<b>170</b>	<b>27.163</b>	<b>194</b>	
9	1:32.632	24.018	209	39.956	174	28.658	183		18	1:32.033	23.846	212	40.456	165	27.731	194	

### 90 Piro, DEU

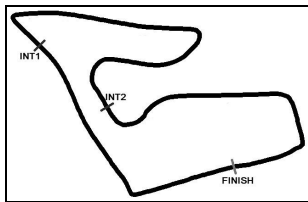
theoretical besttime: 1:31.534

1	1:46.882	34.776	210	43.573	161	28.533	193		10	2:03.221	25.911	198	52.523	90	44.787	84	
2	1:34.906	24.456	212	42.097	163	28.353	194		11	2:09.793	37.979	152	53.974	96	37.840	196	
3	1:36.456	25.336	210	42.708	150	28.412	193		12	1:38.997	24.677	216	41.975	164	32.345	154	
4	1:33.675	24.296	213	41.107	165	28.272	194		13	2:09.455	28.222	146	1:00.664	122	40.569	129	
5	1:32.872	24.168	214	40.784	167	27.920	194		14	2:03.131	32.447	104	53.913	70	36.771	194	
6	1:32.679	24.032	215	41.048	168	27.599	193		15	1:36.366	24.608	216	42.059	160	29.699	185	
7	1:31.954	24.033	210	40.342	<b>171</b>	27.579	194		16	1:35.626	25.436	206	41.904	165	28.286	193	
8	1:31.938	24.097	209	40.270	166	27.571	194		17	1:32.767	24.271	210	40.955	170	27.541	193	
9	1:36.586	24.336	213	42.624	156	29.626	190		18	<b>1:31.534</b>	<b>23.997</b>	<b>211</b>	<b>40.122</b>	<b>171</b>	<b>27.415</b>	<b>194</b>	

### 91 Fernandez Wahbeh, ITA

theoretical besttime: 1:31.309

1	1:42.750	31.039	208	42.536	157	29.175	194		10	2:06.697	25.975	180	56.899	110	43.823	124	
2	1:36.773	24.346	<b>216</b>	42.323	166	30.104	190		11	2:12.866	36.339	184	56.092	95	40.435	197	
3	1:33.281	24.477	213	40.876	166	27.928	194		12	1:35.839	24.174	216	41.724	157	29.941	192	
4	1:32.356	24.175	211	40.473	165	27.708	198		13	2:09.983	28.814	137	1:00.274	103	40.895	157	
5	1:32.499	24.495	209	40.288	169	27.716	196		14	2:05.727	31.093	157	55.929	52	38.705	198	
6	1:31.729	24.035	212	40.143	170	27.551	194		15	1:33.527	24.074	216	41.152	159	28.301	199	
7	1:31.827	24.173	211	<b>40.042</b>	<b>173</b>	27.612	196		16	1:33.079	23.909	212	41.747	167	<b>27.423</b>	<b>197</b>	
8	<b>1:31.666</b>	24.000	208	40.140	171	27.526	194		17	1:32.047	<b>23.844</b>	<b>215</b>	40.608	162	27.595	198	
9	1:35.109	24.028	211	41.632	159	29.449	185		18	1:32.128	24.070	213	40.537	165	27.521	197	



# ADAC Formel 4

## Sector List Race 1

Provisional

Reg. Nr.: CR 15/2016

Saturday, July 23, 2016 14:45:00



Red Bull Ring, Length: 4326m

Air temperature: 31.32°C

Track temperature: 43.29°C

Weather condition: Dry

Lap	Time	SE1	SP1	SE2	SP2	SE3	SP3	TSP	Lap	Time	SE1	SP1	SE2	SP2	SE3	SP3	TSP
<b>96 Mawson, DEU</b>									<b>theoretical besttime: 1:30.865</b>								
1	1:40.608	30.613	206	42.096	166	27.899	193		10	2:10.527	27.010	148	59.646	103	43.871	125	
2	1:33.743	24.630	206	41.544	170	27.569	193		11	2:16.638	35.541	138	57.520	87	43.577	194	
3	1:31.982	24.080	212	40.479	175	27.423	194		12	1:33.705	24.123	210	40.694	167	28.888	178	
4	1:31.489	23.891	<b>213</b>	40.305	<b>176</b>	27.293	195		13	2:11.166	29.050	150	1:01.464	108	40.652	143	
5	1:31.812	24.004	212	40.131	173	27.677	<b>196</b>		14	2:07.328	29.806	155	56.754	41	40.768	193	
6	1:31.720	23.955	213	40.631	174	27.134	194		15	1:32.605	24.577	209	40.884	172	27.144	194	
7	1:31.148	23.883	212	40.071	174	27.194	195		16	<b>1:31.060</b>	23.999	211	<b>39.948</b>	<b>176</b>	<b>27.113</b>	<b>193</b>	
8	1:31.663	24.582	207	39.961	175	27.120	193		17	1:31.065	<b>23.804</b>	<b>212</b>	39.961	176	27.300	195	
9	1:33.621	23.973	209	40.264	167	29.384	187		18	1:32.908	24.353	209	40.901	167	27.654	196	

Lap	Time	SE1	SP1	SE2	SP2	SE3	SP3	TSP	Lap	Time	SE1	SP1	SE2	SP2	SE3	SP3	TSP
<b>99 Flörsch, DEU</b>									<b>theoretical besttime: 1:31.785</b>								
1	1:45.921	33.559	208	42.777	164	29.585	193		10	2:03.935	26.655	205	52.308	89	44.972	89	
2	1:35.133	24.271	212	42.046	158	28.816	191		11	2:09.968	37.799	152	53.989	105	38.180	193	
3	1:36.162	25.368	208	42.693	157	28.101	194		12	1:37.929	24.679	212	41.822	165	31.428	170	
4	1:33.687	24.427	<b>213</b>	41.239	166	28.021	193		13	2:09.883	28.325	135	1:00.690	123	40.868	124	
5	1:32.477	24.327	208	40.594	<b>173</b>	27.556	191		14	2:03.421	32.003	130	54.176	60	37.242	193	
6	1:32.409	24.280	209	40.582	171	27.547	194		15	1:36.060	24.948	208	41.824	166	29.288	188	
7	<b>1:32.154</b>	24.162	210	<b>40.426</b>	167	27.566	194		16	1:33.229	24.967	206	40.839	173	27.423	194	
8	1:33.035	<b>24.003</b>	212	41.482	169	27.550	<b>195</b>		17	1:32.294	24.256	207	40.682	172	<b>27.356</b>	<b>194</b>	
9	1:35.920	24.549	210	41.933	162	29.438	187		18	1:32.385	24.314	208	40.627	169	27.444	191	