



# ADAC TCR Germany



## Result List Qualifying 1

Provisional

Amended  
23.7.2016 - 12:10

Reg. Nr.: CR 15/2016

Red Bull Ring, Length: 4326m

Air temperature: 21.1°C

Track temperature: 25.06°C

Weather condition: Dry

Saturday, July 23, 2016 10:32:00

started : 18      classified : 18      not classified : 0

Nr.	Drivers	Sponsor	Lap	Best Time	Gap	Diff	Kph	Day Time
Cl.	Car	Competitor						
1	99 J.Files(GBR) Honda Civic TCR	Target SRL	5	1:37.763			159.2	10:41:22
2	88 D.Fugel(DEU) J Honda Civic TCR	ADAC Sachsen e.V.	5	1:37.954	0.191	0.191	158.9	10:43:39
3	41 S.Kirsch(DEU) Honda Civic TCR	ADAC Sachsen e.V.	3	1:38.020	0.257	0.066	158.8	10:38:49
4	55 A.Belicchi J Honda Civic TCR	Target SRL	9	1:38.048	0.285	0.028	158.8	10:48:20
5	66 R.Jost(CHE) SEAT Leon TCR	TOPCAR Sport	10	1:38.063	0.300	0.015	158.8	10:50:40
6	22 H.Proczyk(AUT) SEAT Leon Cup Racer	HP Racing	7	1:38.091	0.328	0.028	158.7	10:47:03
7	6 T.Zimmermann(DEU) VW Golf GTI TCR	Liqui Moly Team Engstler	9	1:38.149	0.386	0.058	158.6	10:53:10
8	11 J.Schmarl(AUT) Honda Civic TCR	Target SRL	6	1:38.229	0.466	0.080	158.5	10:45:04
9	10 A.Buri(FIN) SEAT Leon TCR	LMS Racing	6	1:38.258	0.495	0.029	158.4	10:43:47
10	28 P.Eberle(CHE) SEAT Leon Cup Racer	STEIBEL MOTORSPORT	7	1:38.349	0.586	0.091	158.3	10:45:52
11	13 B.Leuchter(DEU) VW Golf GTI TCR	racing one	5	1:38.375	0.612	0.026	158.3	10:41:49
12	8 T.Lautenschlager(DEU) J VW Golf GTI TCR	Liqui Moly Team Engstler	6	1:38.389	0.626	0.014	158.2	10:45:37
13	34 B.Schouten(NLD) SEAT Leon Cup Racer	Bas Koeten Racing	10	1:38.390	0.627	0.001	158.2	10:50:26
14	61 M.Dablender(AUT) SEAT Leon Cup Racer	SEAT AUSTRIA	8	1:38.416	0.653	0.026	158.2	10:50:54
15	4 N.Mackschin(DEU) VW Golf GTI TCR	Liqui Moly Team Engstler	5	1:38.592	0.829	0.176	157.9	10:43:56
16	7 M.Halder(DEU) SEAT Leon Cup Racer	Liqui Moly Team Engstler	8	1:38.655	0.892	0.063	157.8	10:52:59
17	80 F.Crocker(SCO) Honda Civic TCR	VFR Racing	7	1:38.802	1.039	0.147	157.6	10:44:21
18	68 N.Kankkunen(FIN) SEAT Leon Cup Racer	LMS Racing	4	1:38.902	1.139	0.100	157.4	10:39:37

### Excluded

18 K.Jordan(DEU)  
VW Golf GTI TCR      H&R Spezialfedern

Classification limit: 110%      Time: 1:47.539

Following race director decision cancellation of the relevant lap time for car no. 7,80

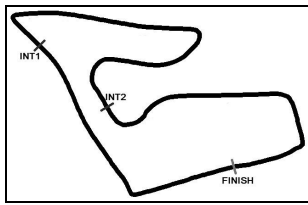
Following stewards decision no. 52 exclusion for car no. 18

Subject to final scrutineering!

Publications Time:

Clerk of the course:

Time Keeping:



# ADAC TCR Germany



## Sector List Qualifying 1

Provisional

Reg. Nr.: CR 15/2016

Saturday, July 23, 2016 10:32:00

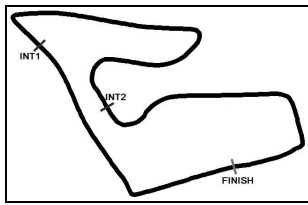
Red Bull Ring, Length: 4326m

Air temperature: 21.1°C

Track temperature: 25.06°C

Weather condition: Dry

Lap	Time	SE1	SP1	SE2	SP2	SE3	SP3	TSP	Lap	Time	SE1	SP1	SE2	SP2	SE3	SP3	TSP
<b>4 Mackschin, DEU</b>									<b>theoretical besttime: 1:38.519</b>								
1	2:23.047	56.690	150	52.421	119	33.936	176		5	<b>1:38.592</b>	24.906	211	<b>43.263</b>	<b>151</b>	30.423	234	
2	1:52.672	28.074	197	46.436	132	38.162			6	1:44.314	<b>24.887</b>	<b>212</b>	43.269	152	36.158	234	
3	4:22.540	3:00.470	190	49.295	143	32.775	235		7	1:54.513	24.972	210	55.123	63	34.418	235	
4	1:38.930	24.991	210	43.570	150	<b>30.369</b>	<b>236</b>		8	1:45.709	25.034	210	43.479	141	37.196		
<b>6 Zimmermann, DEU</b>									<b>theoretical besttime: 1:38.131</b>								
1	3:09.275	1:47.085	161	49.115	123	33.075	227		6	1:46.759	<b>25.015</b>	<b>210</b>	43.329	148	38.415		
2	1:42.331	26.903	196	44.813	140	30.615	234		7	6:17.908	5:00.577	200	46.532	138	30.799	234	
3	1:39.290	25.362	209	43.570	144	30.358	234		8	1:38.783	25.442	207	43.391	145	29.950	237	
4	1:38.981	25.147	209	43.559	143	30.275	235		9	<b>1:38.149</b>	25.033	209	<b>43.195</b>	<b>146</b>	<b>29.921</b>	<b>237</b>	
5	1:38.522	25.094	209	43.315	<b>148</b>	30.113	236										
<b>7 Halder, DEU</b>									<b>theoretical besttime: 1:38.575</b>								
1	2:19.664	57.898	162	49.116	136	32.650	231		5	1:38.958	25.161	209	43.373	146	30.424	234	
2	1:50.786	26.667	203	45.115	132	39.004			6	1:47.807	<b>25.072</b>	<b>210</b>	44.155	121	38.580		
3	4:25.884	3:04.768	147	49.130	133	31.986	232		7	3:58.704	2:43.098	202	44.722	144	30.884	232	
4	<del>1:39.195</del>	<del>25.267</del>	<del>209</del>	<del>43.388</del>	<del>148</del>	<del>30.540</del>	<del>236</del>		8	<b>1:38.655</b>	25.152	208	<b>43.290</b>	<b>148</b>	<b>30.213</b>	<b>236</b>	
4	1:39.137	25.099	208	43.371	147	30.667	234										
<b>8 Lautenschlager, DEU</b>									<b>theoretical besttime: 1:38.335</b>								
1	2:49.863	1:12.511	133	52.356	112	44.996			5	1:38.733	25.131	209	43.302	144	30.300	235	
2	4:11.057	2:55.748	200	44.447	138	30.862	233		6	<b>1:38.389</b>	24.994	210	43.097	145	<b>30.298</b>	<b>234</b>	
3	1:40.265	25.403	208	44.188	144	30.674	234		7	1:38.962	<b>24.973</b>	<b>210</b>	43.282	145	30.707	235	
4	1:39.230	25.126	<b>210</b>	43.632	143	30.472	235		8	1:47.625	25.079	210	<b>43.064</b>	<b>150</b>	39.482		
<b>10 Buri, FIN</b>									<b>theoretical besttime: 1:38.203</b>								
1	3:23.801	2:00.416	170	50.189	131	33.196	225		5	1:38.564	<b>24.700</b>	<b>215</b>	43.385	140	30.479	237	
2	1:44.656	26.361	203	46.328	132	31.967	233		6	<b>1:38.258</b>	24.755	216	<b>43.320</b>	<b>147</b>	<b>30.183</b>	<b>240</b>	
3	1:42.199	26.714	132	44.965	144	30.520	235		7	1:56.824	26.629	188	46.202	144	43.993		
4	1:39.344	25.004	214	43.938	145	30.402	237										
<b>11 Schmarl, AUT</b>									<b>theoretical besttime: 1:38.165</b>								
1	2:46.757	1:08.673	129	52.793	121	45.291			5	1:38.315	25.014	210	43.109	148	<b>30.192</b>	<b>238</b>	
2	3:41.781	2:23.202	193	47.242	132	31.337	235		6	<b>1:38.229</b>	24.964	210	43.041	145	30.224	238	
3	1:39.889	25.524	209	43.593	144	30.772	235		7	1:38.440	25.069	210	<b>43.018</b>	<b>142</b>	30.353	239	
4	1:38.868	25.168	209	43.298	144	30.402	<b>239</b>		8	1:54.497	<b>24.955</b>	<b>210</b>	45.858	125	43.684		
<b>13 Leuchter, DEU</b>									<b>theoretical besttime: 1:38.253</b>								
1	3:09.923	1:48.152	154	48.715	125	33.056	231		4	1:38.653	24.992	211	<b>43.268</b>	<b>151</b>	30.393	236	
2	1:42.460	27.034	187	44.794	145	30.632	235		5	<b>1:38.375</b>	<b>24.833</b>	<b>212</b>	43.390	148	<b>30.152</b>	<b>237</b>	
3	1:39.513	25.413	206	43.698	145	30.402	236		6	1:49.887	24.987	213	43.498	147	41.402		
<b>18 Jordan, DEU</b>									<b>theoretical besttime: 1:38.283</b>								
1	2:13.645	48.962	153	50.838	125	33.845	233		6	1:59.366	27.117	142	46.155	127	46.094		
2	2:01.149	28.286	182				219		7	4:32.053	3:15.497	197	45.810	136	30.746	235	
3	1:40.658	25.854	206	44.031	139	30.773	235		8	1:43.067	26.617	201	43.798	138	32.652	232	
4	1:39.866	25.538	205	43.614	141	30.714	235		9	1:39.014	25.326	208	<b>43.134</b>	<b>146</b>	30.554	235	
5	1:38.945	<b>25.020</b>	<b>209</b>	43.408	142	30.517	235		10	<b>1:38.872</b>	25.317	208	43.426	142	<b>30.129</b>	<b>236</b>	
<b>22 Proczyk, AUT</b>									<b>theoretical besttime: 1:38.075</b>								
1	2:18.880	43.722	168	51.442	122	43.716			5	1:38.793	25.093	211	43.174	149	30.526	236	
2	4:20.225	2:54.814	191	52.550	130	32.861	222		6	1:38.697	<b>24.994</b>	<b>211</b>	43.189	148	30.514	234	
3	1:48.542	26.459	206	49.878	138	32.205	231		7	<b>1:38.091</b>	25.010	210	<b>42.813</b>	<b>151</b>	<b>30.268</b>	<b>236</b>	
4	1:40.026	25.595	209	43.750	148	30.681	<b>236</b>		8	1:48.773	25.019	209	43.247	152	40.507		



# ADAC TCR Germany



## Sector List Qualifying 1

Provisional

Reg. Nr.: CR 15/2016

Saturday, July 23, 2016 10:32:00

Red Bull Ring, Length: 4326m

Air temperature: 21.1°C

Track temperature: 25.06°C

Weather condition: Dry

Lap	Time	SE1	SP1	SE2	SP2	SE3	SP3	TSP	Lap	Time	SE1	SP1	SE2	SP2	SE3	SP3	TSP
<b>28</b>	Eberle, CHE								<b>theoretical besttime: 1:38.194</b>								
1	2:22.269	45.759	129	56.111	124	40.399	188		6	2:56.160	1:40.789	190	44.571	147	30.800	230	
2	1:50.881	30.470	137	48.282	139	32.129	232		7	<b>1:38.349</b>	25.178	207	<b>43.140</b>	<b>150</b>	<b>30.031</b>	<b>234</b>	
3	1:39.446	25.332	206	43.566	<b>151</b>	30.548	233		8	1:40.887	<b>25.023</b>	<b>208</b>	43.226	149	32.638	119	
4	1:38.737	25.133	208	43.412	147	30.192	<b>235</b>		9	2:40.664				41	1:35.078		
5	1:46.805	25.183	206	43.268	147	38.354											

<b>34</b>	Schouten, NLD								<b>theoretical besttime: 1:38.342</b>								
1	2:12.298	49.612	172	49.089	140	33.597	225		7	1:45.985	25.321	208	43.681	152	36.983		
2	1:41.701	26.260	203	44.771	152	30.670	231		8	2:50.188	1:33.883	186	45.637	150	30.668	232	
3	1:40.178	25.664	205	43.932	151	30.582	234		9	1:39.325	25.458	208	43.784	155	30.083	235	
4	1:39.642	25.520	206	43.688	154	30.434	234		10	<b>1:38.390</b>	25.249	208	<b>43.167</b>	<b>156</b>	<b>29.974</b>	<b>236</b>	
5	1:39.315	25.398	206	43.522	156	30.395	232		11	1:48.762	26.124	203	44.568	145	38.070		
6	1:38.915	<b>25.201</b>	206	43.394	<b>157</b>	30.320	235										

<b>41</b>	Kirsch, DEU								<b>theoretical besttime: 1:38.020</b>								
1	3:30.478	1:58.855	165	55.650	128	35.973	227		3	<b>1:38.020</b>	<b>24.822</b>	<b>213</b>	<b>42.910</b>	<b>145</b>	<b>30.288</b>	<b>239</b>	
2	1:40.188	25.315	211	44.310	135	30.563	239		4	2:06.941	25.284	197	58.089	131	43.568		

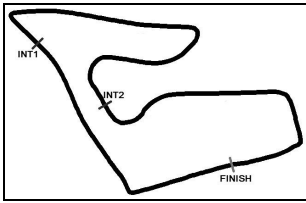
<b>55</b>	Belicchi								<b>theoretical besttime: 1:38.044</b>								
1	2:49.060	1:27.160	114	49.591	144	32.309	231		6	1:38.698	25.174	210	43.383	151	30.141	237	
2	1:41.675	26.039	200	44.764	150	30.872	236		7	1:38.469	25.091	211	<b>43.171</b>	<b>150</b>	30.207	237	
3	1:38.894	25.265	211	43.480	144	30.149	236		8	1:48.983	24.923	210	49.699	133	34.361	237	
4	1:38.635	24.980	211	43.235	<b>153</b>	30.420	237		9	<b>1:38.048</b>	<b>24.787</b>	<b>212</b>	43.175	149	<b>30.086</b>	<b>238</b>	
5	1:47.404	25.107	209	45.798	133	36.499	235		10	2:13.648	28.243	150	51.118	127	54.287		

<b>61</b>	Dablander, AUT								<b>theoretical besttime: 1:38.384</b>								
1	2:20.259	45.755	164	52.076	120	42.428			6	1:45.081	<b>24.892</b>	<b>211</b>	44.202	136	35.987		
2	4:21.366	3:04.420	200	45.894	136	31.052	235		7	3:51.944	2:34.329	199	46.068	139	31.547	235	
3	1:39.466	25.011	<b>212</b>	43.785	142	30.670	235		8	<b>1:38.416</b>	24.909	210	<b>43.239</b>	<b>144</b>	30.268	235	
4	1:39.147	25.071	210	43.609	137	30.467	<b>236</b>		9	1:38.483	24.936	211	43.294	139	<b>30.253</b>	<b>235</b>	
5	1:38.909	24.997	210	43.501	140	30.411	235										

<b>66</b>	Jost, CHE								<b>theoretical besttime: 1:38.020</b>								
1	1:56.320	37.058	186	46.802	130	32.460	234		7	3:26.867	2:10.134	193	45.623	127	31.110	235	
2	1:39.950	25.541	208	43.871	136	30.538	235		8	1:38.518	25.166	210	43.360	138	29.992	235	
3	1:39.488	25.324	210	43.512	138	30.652	235		9	1:38.415	25.145	211	43.326	138	29.944	239	
4	1:38.869	25.194	210	43.419	138	30.256	236		10	<b>1:38.063</b>	24.996	211	<b>43.214</b>	<b>142</b>	<b>29.853</b>	<b>239</b>	
5	1:38.765	25.130	<b>213</b>	43.492	134	30.143	237		11	1:52.994	<b>24.953</b>	<b>212</b>	47.004	122	41.037		
6	1:44.531	25.246	210	43.524	138	35.761											

<b>68</b>	Kankkunen, FIN								<b>theoretical besttime: 1:38.604</b>								
1	2:19.004	52.427	160	51.449	125	35.128	213		6	1:51.144	25.070	210	44.415	141	41.659		
2	1:56.632	29.151	191	47.312	139	40.169	219		7	5:29.647	4:12.104	177	45.645	127	31.898	229	
3	1:42.561	26.303	206	45.131	126	31.127	238		8	1:40.384	25.741	206	44.183	131	30.460	236	
4	<b>1:38.902</b>	25.007	212	<b>43.393</b>	140	30.502	237		9	1:39.998	25.064	209	44.625	132	<b>30.309</b>	<b>239</b>	
5	1:39.091	<b>24.902</b>	<b>212</b>	43.604	135	30.585	236		10	1:39.035	24.937	210	43.728	133	30.370	235	

<b>80</b>	Crocker, SCO								<b>theoretical besttime: 1:38.763</b>								
1	2:17.670	46.703	160	55.522	119	35.445	233		7	<b>1:38.802</b>	<b>24.869</b>	<b>214</b>	<b>43.050</b>	<b>139</b>	30.883	237	
2	1:44.375	26.384	205	45.709	135	32.282	238		8	1:39.888	24.992	214	43.188	136	31.708	228	
3	1:40.777	25.090	213	44.123	<b>144</b>	31.564	238		9	1:53.487	28.827	171	51.119	119	33.541	240	
4	1:40.244	25.157	213	43.762	142	31.325	238		10	1:47.832	28.877	156	46.385	129	32.570	240	
5	1:39.762	25.005	213	43.607	138	31.150	239		11	<del>1:42.513</del>	<del>27.225</del>	<del>208</del>	<del>44.238</del>	<del>141</del>	<del>31.060</del>	<del>240</del>	
6	1:39.363	25.014	213	43.505	142	<b>30.844</b>	240		11	1:39.935	25.076	214	43.650	142	31.209	239	



# ADAC TCR Germany

## Sector List Qualifying 1



Provisional

Reg. Nr.: CR 15/2016

Saturday, July 23, 2016 10:32:00

Red Bull Ring, Length: 4326m

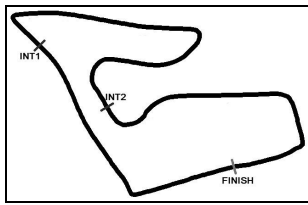
Air temperature: 21.1°C

Track temperature: 25.06°C

Weather condition: Dry

Lap	Time	SE1	SP1	SE2	SP2	SE3	SP3	TSP	Lap	Time	SE1	SP1	SE2	SP2	SE3	SP3	TSP
<b>88</b>	Fugel, DEU	<b>theoretical besttime: 1:37.954</b>															
1	2:51.355	1:15.285	135	51.330	117	44.740			4	1:38.387	24.832	213	43.350	142	30.205	240	
2	3:52.591	2:27.512	134	49.976	112	35.103	238		5	<b>1:37.954</b>	<b>24.779</b>	<b>216</b>	<b>43.137</b>	<b>148</b>	<b>30.038</b>	<b>242</b>	
3	1:39.254	25.115	213	43.589	145	30.550	238		6	2:01.905	28.740	163	49.110	133	44.055		

<b>99</b>	Files, GBR	<b>theoretical besttime: 1:37.763</b>															
1	2:46.630	1:23.731	151	49.809	125	33.090	228		4	1:38.315	24.884	210	43.198	143	30.233	238	
2	1:40.972	25.743	205	44.456	140	30.773	238		5	<b>1:37.763</b>	<b>24.804</b>	<b>211</b>	<b>42.916</b>	<b>147</b>	<b>30.043</b>	<b>238</b>	
3	1:38.247	24.949	210	43.045	<b>148</b>	30.253	238		6	1:54.641	25.059	177	46.278	147	43.304		



# ADAC TCR Germany

## Result List Qualifying 2



Provisional

Reg. Nr.: CR 15/2016

Saturday, July 23, 2016 10:50:00

Red Bull Ring, Length: 4326m

Air temperature: 22.69°C

Track temperature: 28.67°C

Weather condition: Dry

started : 11      classified : 11      not classified : 0

	Nr. Drivers	Sponsor	Lap	Best Time	Gap	Diff	Kph	Day Time
	Cl. Car	Competitor						
1	41 <b>S.Kirsch(DEU)</b> Honda Civic TCR	ADAC Sachsen e.V.	4	1:37.093			160.3	11:04:28
2	99 <b>J.Files(GBR)</b> Honda Civic TCR	Target SRL	5	1:37.328	0.235	0.235	160.0	11:05:45
3	88 <b>D.Fugel(DEU)</b> J Honda Civic TCR	ADAC Sachsen e.V.	3	1:37.675	0.582	0.347	159.4	11:02:53
4	55 <b>A.Belicchi</b> J Honda Civic TCR	Target SRL	3	1:37.739	0.646	0.064	159.3	11:05:46
5	11 <b>J.Schmarl(AUT)</b> Honda Civic TCR	Target SRL	4	1:37.869	0.776	0.130	159.1	11:04:40
6	8 <b>T.Lautenschlager(DEU)</b> J VW Golf GTI TCR	Liqui Moly Team Engstler	5	1:38.025	0.932	0.156	158.8	11:07:04
7	6 <b>T.Zimmermann(DEU)</b> VW Golf GTI TCR	Liqui Moly Team Engstler	6	1:38.065	0.972	0.040	158.8	11:07:48
8	22 <b>H.Proczyk(AUT)</b> SEAT Leon Cup Racer	HP Racing	3	1:38.266	1.173	0.201	158.4	11:02:32
9	13 <b>B.Leuchter(DEU)</b> VW Golf GTI TCR	racing one	6	1:38.292	1.199	0.026	158.4	11:07:46
10	10 <b>A.Buri(FIN)</b> SEAT Leon TCR	LMS Racing	5	1:38.382	1.289	0.090	158.2	11:05:58
11	66 <b>R.Jost(CHE)</b> SEAT Leon TCR	TOPCAR Sport	4	1:38.419	1.326	0.037	158.2	11:04:04
<b>Did not start</b>								
	28 P.Eberle(CHE) SEAT Leon Cup Racer	STEIBEL MOTORSPORT						

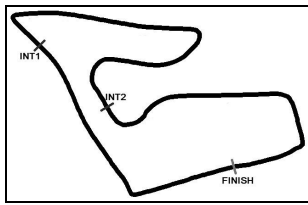
Following race director decision cancellation of the relevant lap time for car no. 55,11

Subject to final scrutineering!

Publications Time:

Clerk of the course:

Time Keeping:



# ADAC TCR Germany



## Sector List Qualifying 2

Provisional

Reg. Nr.: CR 15/2016

Saturday, July 23, 2016 10:50:00

Red Bull Ring, Length: 4326m

Air temperature: 22.69°C

Track temperature: 28.67°C

Weather condition: Dry

Lap	Time	SE1	SP1	SE2	SP2	SE3	SP3	TSP	Lap	Time	SE1	SP1	SE2	SP2	SE3	SP3	TSP
<b>6</b>	Zimmermann, DEU								<b>theoretical besttime: 1:37.972</b>								
1	2:29.205	1:02.883	165	51.234	132	35.088	230		4	1:41.117	25.146	209	45.695	147	30.276	235	
2	1:40.453	25.909	204	44.308	142	30.236	235		5	1:41.083	25.072	210	45.742	146	30.269	237	
3	1:38.193	25.169	204	<b>43.035</b>	<b>150</b>	<b>29.989</b>	234		6	<b>1:38.065</b>	<b>24.948</b>	<b>210</b>	43.098	149	30.019	233	

<b>8</b>	Lautenschlager, DEU								<b>theoretical besttime: 1:38.025</b>								
1	2:45.252	1:27.709	195	46.234	137	31.309	232		4	1:38.588	25.100	209	43.094	150	30.394	234	
2	1:45.353	25.719	206	43.521	147	36.113			5	<b>1:38.025</b>	<b>25.034</b>	<b>209</b>	<b>42.988</b>	<b>147</b>	<b>30.003</b>	<b>236</b>	
3	2:17.132	1:02.505	204	43.785	<b>151</b>	30.842	233										

<b>10</b>	Buri, FIN								<b>theoretical besttime: 1:38.382</b>								
1	2:15.686	55.318	176	47.726	127	32.642	227		4	1:38.770	24.903	213	43.604	147	30.263	236	
2	1:44.147	27.051	192	45.508	142	31.588	232		5	<b>1:38.382</b>	<b>24.802</b>	<b>213</b>	<b>43.519</b>	<b>149</b>	<b>30.061</b>	<b>236</b>	
3	1:41.449	26.122	203	44.705	137	30.622	<b>238</b>		6	1:40.392	24.839	213	43.658	152	31.895	176	

<b>11</b>	Schmarl, AUT								<b>theoretical besttime: 1:37.869</b>								
1	2:40.026	1:10.706	137	52.342	116	36.978	226		4	<b>1:37.869</b>	<b>24.878</b>	<b>213</b>	<b>42.947</b>	<b>148</b>	<b>30.044</b>	<b>240</b>	
2	1:43.173	27.825	203	44.194	147	31.154	232		5	<del>1:43.203</del>	<del>24.816</del>	<del>214</del>	<del>46.368</del>	<del>93</del>	<del>33.029</del>	<del>238</del>	
3	1:38.438	25.242	210	43.019	145	30.177	239		5	1:38.088	24.969	210	42.974	143	30.145	240	

<b>13</b>	Leuchter, DEU								<b>theoretical besttime: 1:38.080</b>								
1	2:29.800	1:04.991	168	49.793	130	35.016	233		4	1:38.463	24.972	211	43.322	147	30.169	237	
2	1:40.894	26.082	205	44.339	140	30.473	235		5	1:40.474	26.535	186	43.900	150	<b>30.039</b>	<b>238</b>	
3	1:38.298	24.954	<b>211</b>	<b>43.202</b>	144	30.142	237		6	<b>1:38.292</b>	<b>24.839</b>	<b>210</b>	43.405	147	30.048	236	

<b>22</b>	Proczyk, AUT								<b>theoretical besttime: 1:38.203</b>								
1	2:12.772	53.836	182	47.199	140	31.737	231		4	1:38.450	24.958	211	43.096	151	30.396	235	
2	1:40.521	25.865	207	44.041	<b>152</b>	30.615	236		5	1:38.482	<b>24.953</b>	<b>213</b>	43.237	152	<b>30.292</b>	<b>237</b>	
3	<b>1:38.266</b>	24.988	211	<b>42.958</b>	150	30.320	237		6	1:39.165	25.005	211	43.277	152	30.883	233	

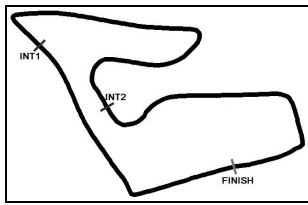
<b>41</b>	Kirsch, DEU								<b>theoretical besttime: 1:37.093</b>								
1	2:35.682	1:16.724	160	47.993	144	30.965	240		4	<b>1:37.093</b>	<b>24.464</b>	<b>218</b>	<b>42.654</b>	<b>149</b>	<b>29.975</b>	<b>242</b>	
2	1:37.656	24.800	215	42.867	147	29.989	240		5	1:58.783	29.179	169	49.348	119	40.256	241	
3	1:37.249	24.595	216	42.665	148	29.989	241		6	1:37.538	24.728	216	42.695	152	30.115	241	

<b>55</b>	Belicchi								<b>theoretical besttime: 1:37.534</b>								
1	2:02.956	45.457	179	46.113	143	31.386	237		3	<del>1:44.145</del>	<del>25.480</del>	<del>205</del>	<del>44.299</del>	<del>144</del>	<del>34.366</del>	<del>241</del>	
2	1:40.148	25.012	208	44.642	141	30.494	238		3	<b>1:37.739</b>	24.889	211	42.926	148	<b>29.924</b>	<b>242</b>	
3		<del>24.819</del>	<del>211</del>	<del>44.287</del>	<del>142</del>				4	1:37.803	<b>24.726</b>	<b>212</b>	<b>42.884</b>	<b>151</b>	30.193	238	

<b>66</b>	Jost, CHE								<b>theoretical besttime: 1:38.259</b>								
1	2:06.824	50.092	154	46.015	138	30.717	236		4	<b>1:38.419</b>	<b>25.003</b>	<b>213</b>	<b>43.305</b>	<b>146</b>	30.111	237	
2	1:40.261	25.070	211	43.948	136	31.243	237		5	1:38.531	25.092	209	43.488	142	<b>29.951</b>	<b>238</b>	
3	1:38.967	25.141	212	43.532	145	30.294	236		6	1:38.526	25.017	210	43.488	139	30.021	237	

<b>88</b>	Fugel, DEU								<b>theoretical besttime: 1:37.445</b>								
1	2:37.164	1:18.812	148	47.328	133	31.024	<b>242</b>		4	1:37.815	24.882	216	42.966	147	29.967	242	
2	1:37.787	24.869	215	42.952	147	29.966	242		5	1:48.884	24.737	216	49.211	116	34.936	240	
3	<b>1:37.675</b>	24.774	215	<b>42.804</b>	147	30.097	240		6	1:37.914	<b>24.731</b>	<b>214</b>	43.273	147	<b>29.910</b>	<b>241</b>	

<b>99</b>	Files, GBR								<b>theoretical besttime: 1:37.277</b>								
1	2:02.272	44.983	191	45.966	139	31.323	239		4	1:48.783	26.807	163	46.843	133	35.133	238	
2	1:38.901	24.778	209	43.753	132	30.370	239		5	<b>1:37.328</b>	24.698	213	<b>42.716</b>	<b>151</b>	29.914	242	
3	1:37.413	24.727	209	42.806	150	<b>29.880</b>	240		6	1:50.329	<b>24.681</b>	<b>214</b>	42.851	149	42.797		



# ADAC TCR Germany

## Combined Qualifying 2



Provisional

Reg. Nr.: CR 15/2016

Amended  
23.7.2016 - 12:12

Red Bull Ring, Length: 4326m

Air temperature: 22.69°C

Track temperature: 28.67°C

Weather condition: Dry

Saturday, July 23, 2016 10:50:00

started : classified : not classified :

	Nr. Drivers		Team	Time 1	Lap	Time 2	Lap
	Cl. Car		Entrant				
1	41 S.Kirsch(DEU) Honda Civic TCR		Honda Team ADAC ADAC Sachsen e.V.	1:38.020	3	1:37.093	4
2	99 J.Files(GBR) Honda Civic TCR		Target Competition Target SRL	1:37.763	5	1:37.328	5
3	88 D.Fugel(DEU) J Honda Civic TCR		Honda Team ADAC ADAC Sachsen e.V.	1:37.954	5	1:37.675	3
4	55 A.Belicchi J Honda Civic TCR		Target Junior Team Target SRL	1:38.048	9	1:37.739	3
5	11 J.Schmarl(AUT) Honda Civic TCR		Target Competition Target SRL	1:38.229	6	1:37.869	4
6	8 T.Lautenschlager(DEU) J VW Golf GTI TCR		Junior Team Engstler Liqui Moly Team Engstler	1:38.389	6	1:38.025	5
7	6 T.Zimmermann(DEU) VW Golf GTI TCR		Junior Team Engstler Liqui Moly Team Engstler	1:38.149	9	1:38.065	6
8	22 H.Proczyk(AUT) SEAT Leon Cup Racer		HP Racing HP Racing	1:38.091	7	1:38.266	3
9	13 B.Leuchter(DEU) VW Golf GTI TCR		racing one racing one	1:38.375	5	1:38.292	6
10	10 A.Buri(FIN) SEAT Leon TCR		LMS Racing LMS Racing	1:38.258	6	1:38.382	5
11	66 R.Jost(CHE) SEAT Leon TCR		TOPCAR Sport TOPCAR Sport	1:38.063	10	1:38.419	4
12	28 P.Eberle(CHE) SEAT Leon Cup Racer		Steibel Motorsport STEIBEL MOTORSPORT	1:38.349	7		
13	34 B.Schouten(NLD) SEAT Leon Cup Racer		Bas Koeten Racing Bas Koeten Racing	1:38.390	10		
14	61 M.Dablander(AUT) SEAT Leon Cup Racer		Wolf-Power Racing SEAT AUSTRIA	1:38.416	8		
15	4 N.Mackschin(DEU) VW Golf GTI TCR		Liqui Moly Team Engstler Liqui Moly Team Engstler	1:38.592	5		
16	7 M.Halder(DEU) SEAT Leon Cup Racer		Liqui Moly Team Engstler Liqui Moly Team Engstler	1:38.655	8		
17	80 F.Crocker(SCO) Honda Civic TCR		VFR Racing VFR Racing	1:38.802	7		
18	68 N.Kankkunen(FIN) SEAT Leon Cup Racer		LMS Racing LMS Racing	1:38.902	4		

### Excluded

18	K.Jordan(DEU) VW Golf GTI TCR	JBR Motorsport H&R Spezialfedern
----	----------------------------------	-------------------------------------

Following stewards decision no. 52 exclusion for car no. 18

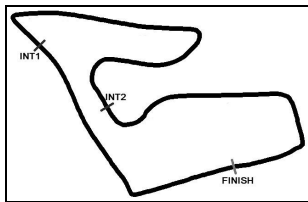
Subject to final scrutineering!

Publications Time:

Clerk of the course:

Time Keeping:





Red Bull Ring, Length: 4326m

# ADAC TCR Germany

## Start Grid Race 1

Provisional

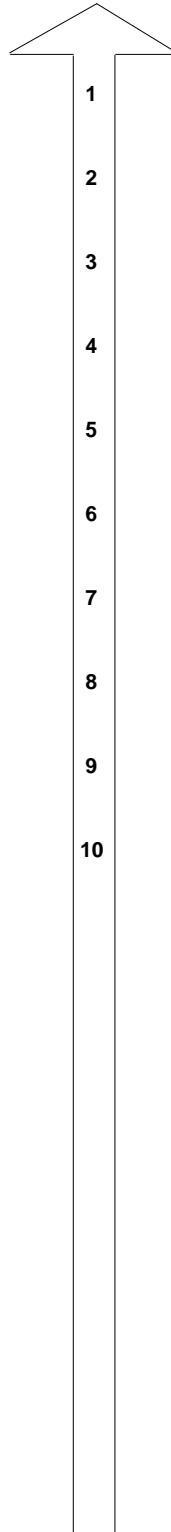
Reg. Nr.: CR 15/2016

Saturday, July 23, 2016 15:40:00



### POLE POSITION

<b>41</b>	<b>ADAC Sachsen e.V.</b> Steve Kirsch
<b>55</b>	<b>Target SRL</b> Andrea Belicchi
<b>8</b>	<b>Liqui Moly Team Engstler</b> Tom Lautenschlager
<b>99</b>	<b>Target SRL</b> Josh Files
<b>13</b>	<b>racing one</b> Benjamin Leuchter
<b>66</b>	<b>TOPCAR Sport</b> Ronny Jost
<b>34</b>	<b>Bas Koeten Racing</b> Bas Schouten
<b>4</b>	<b>Liqui Moly Team Engstler</b> Niklas Mackschin
<b>80</b>	<b>VFR Racing</b> Finlay Crocker
<b>18</b>	<b>H&amp;R Spezialfedern</b> Kai Jordan



<b>1</b>	<b>88</b> <b>ADAC Sachsen e.V.</b> Dominik Fugel
<b>2</b>	<b>11</b> <b>Target SRL</b> Jürgen Schmarl
<b>3</b>	<b>6</b> <b>Liqui Moly Team Engstler</b> Tim Zimmermann
<b>4</b>	<b>22</b> <b>HP Racing</b> Harald Proczyk
<b>5</b>	<b>10</b> <b>LMS Racing</b> Antti Buri
<b>6</b>	<b>28</b> <b>STEIBEL MOTORSPORT</b> Pascal Eberle
<b>7</b>	<b>61</b> <b>SEAT AUSTRIA</b> Mario Dablander
<b>8</b>	<b>7</b> <b>Liqui Moly Team Engstler</b> Mike Halder
<b>9</b>	<b>68</b> <b>LMS Racing</b> Niko Kankkunen
<b>10</b>	

due to regulation art. 25 drop of 5 place for car no. 99

Publications Time:

Clerk of the course:

Time Keeping: