



ADAC GT Masters

Result List Qualifying 1



Provisional

Reg. Nr.: CR 15/2016

Amended
23.7.2016 - 11:37

Red Bull Ring, Length: 4326m

Air temperature: 20.02°C

Track temperature: 23.26°C

Weather condition: Dry

Saturday, July 23, 2016 9:22:00

started : 31 classified : 30 not classified : 1

	Drivers	Team	Car	Lap	Best Time	Gap	Diff	Kph	Day Time
1	7 J.Lee Pepper(ZAF)(J)/D.Abt(DEU)	Bentley Team Abt(DEU)	Bentley Continental GT3	7	1:27.435			178.1	9:41:03
2	8 F.Hamprecht(DEU)(J)/C.Jöns(DEU)	Bentley Team Abt(DEU)	Bentley Continental GT3	8	1:27.528	0.093	0.093	177.9	9:42:29
3	77 J.Gounon(FRA)(J)/D.Keilwitz(DEU)	Callaway Competition(DEU)	Corvette C7 GT3	9	1:27.806	0.371	0.278	177.3	9:40:10
4	17 D.Jahn(DEU)/K.Estre(FRA)	KÜS TEAM75 Bernhard(DEU)	Porsche 911 GT3 R	8	1:27.857	0.422	0.051	177.2	9:43:09
5	24 F.Stoll(DEU)/L.Vanthoor(BEL)	kfzteile24 - APR Motorsport(DEU)	Audi R8 LMS	8	1:27.898	0.463	0.041	177.1	9:42:25
6	99 R.Renauer(DEU)/M.Ragginger(AUT)	Precote Herberth Motorsport(DEU)	Porsche 911 GT3 R	8	1:27.938	0.503	0.040	177.0	9:38:09
7	21 N.Rogivue(CHE)(J)/N.Sylvest(DNK)(J)	AMG - Team Zakspeed(DEU)	Mercedes-AMG GT3	10	1:28.016	0.581	0.078	176.9	9:40:47
8	1 S.Asch(DEU)/L.Ludwig(DEU)	AMG - Team Zakspeed(DEU)	Mercedes-AMG GT3	11	1:28.279	0.844	0.263	176.4	9:43:07
9	29 C.De Phillippi(USA)(J)/C.Mies(DEU)	MontaplastbyLand-Motorsport(DEU)	Audi R8 LMS	11	1:28.328	0.893	0.049	176.3	9:42:14
10	63 R.Ineichen(CHE)(T)/C.Engelhart(DEU)	GRT Grasser-Racing-Team(AUT)	LamborghiniHuracanGT3	7	1:28.434	0.999	0.106	176.1	9:40:33
11	69 P.Assenheimer(DEU)(J)/D.Schwager(DEU)	Callaway Competition(DEU)	Corvette C7 GT3	7	1:28.448	1.013	0.014	176.0	9:36:10
12	25 D.Dobitsch(AUT)/E.Sandström(SWE)	kfzteile24 - APR Motorsport(DEU)	Audi R8 LMS	8	1:28.459	1.024	0.011	176.0	9:41:48
13	16 L.Stolz(DEU)(J)/G.Tweraser(AUT)	GRT Grasser-Racing-Team(AUT)	LamborghiniHuracanGT3	7	1:28.550	1.115	0.091	175.8	9:42:01
14	31 B.Said(USA)/E.Curran(USA)	Callaway Competition(DEU)	Corvette C7 GT3	10	1:28.695	1.260	0.145	175.5	9:40:52
15	5 N.Siedler(AUT)/J.van Lagen(NLD)	HB Racing WDS Bau(AUT)	LamborghiniHuracanGT3	10	1:28.731	1.296	0.036	175.5	9:43:04
16	28 P.Hoevenaars(NLD)(J)/F.Vervisch(BEL)	MontaplastbyLand-Motorsport(DEU)	Audi R8 LMS	10	1:28.859	1.424	0.128	175.2	9:40:50
17	50 P.Geipel(DEU)/M.Basseng(DEU)	YACO Racing(DEU)	Audi R8 LMS	7	1:28.905	1.470	0.046	175.1	9:42:08
18	15 M.Pommer(DEU)/M.Winkelhock(DEU)	Phoenix Racing(DEU)	Audi R8 LMS	6	1:29.007	1.572	0.102	174.9	9:42:34
19	13 R.Lips(CHE)(T)/S.Barth(DEU)	RWT - Racing team(DEU)	Corvette Z06.R GT3	8	1:29.086	1.651	0.079	174.8	9:42:36
20	32 E.Zonzini(SMR)(J)/F.Spengler(DEU)	Bonaldi Motorsport S.r.L(ITA)	LamborghiniHuracanGT3	9	1:29.088	1.653	0.002	174.8	9:40:47
21	3 P.Kujala(FIN)(J)/M.Pavlovic(SRB)	Bonaldi Motorsport S.r.L(ITA)	LamborghiniHuracanGT3	8	1:29.125	1.690	0.037	174.7	9:40:42
22	44 M.Ahlin-Kottulinsky(SWE)(J)/M.Bonanomi(ITA)	Aust Motorsport(DEU)	Audi R8 LMS	11	1:29.376	1.941	0.251	174.2	9:42:57
23	33 C.Frankenhou(NLD)/C.Haase(DEU)	Car Collection Motorsport(DEU)	Audi R8 LMS	9	1:29.422	1.987	0.046	174.1	9:42:11
24	66 E.Lindholm(DEU)(J)/A.Gies(DEU)(J)	ADACNSAAtemptoRacingTeam(DEU)	LamborghiniHuracanGT3	6	1:29.461	2.026	0.039	174.0	9:39:44
25	6 E.Erhart(DEU)/K.Snoeks(NLD)	HB Racing WDS Bau(AUT)	LamborghiniHuracanGT3	7	1:29.475	2.040	0.014	174.0	9:39:01
26	35 F.Scholze(DEU)(T)/K.Wendlinger(AUT)	Car Collection Motorsport(DEU)	MercedesBenzSLSAMGG	11	1:29.512	2.077	0.037	173.9	9:42:49
27	36 C.Zanella(CHE)/M.Dienst(DEU)(J)	bigFMRacingTeamSchützMotorsport(ITA)	Porsche 911 GT3 R	8	1:29.621	2.186	0.109	173.7	9:41:29
28	9 A.Weishaupt(DEU)(T)/M.Holzer(DEU)	Bentley Team Abt(DEU)	Bentley Continental GT3	4	1:29.636	2.201	0.015	173.7	9:28:48
29	22 S.Feige(DEU)(T)/B.Schothorst(NLD)	MRS GT-Racing(DEU)	Nissan GT-RNISMOGT3	8	1:31.427	3.992	1.791	170.3	9:38:19
30	55 L.Schreier(DEU)(J)/X.Maassen(NLD)	Aust Motorsport(DEU)	Audi R8 LMS	6	1:31.674	4.239	0.247	169.8	9:40:01
Not classified									
11	M.Beretta(ITA)(J)/N.Pohler(DEU)(J)	GRT Grasser-Racing-Team(AUT)	LamborghiniHuracanGT3						
Did not start									
34	I.Tutumlu Lopez(ESP)/K.van der Linde(ZAF)	Car Collection Motorsport(DEU)	Audi R8 LMS						
Excluded									
20	J.Krohn(FIN)/A.Felix da Costa(PRT)	Schubert Motorsport(DEU)	BMW M6 GT3						

Following race director decision cancellation of the relevant lap time for car no. 15

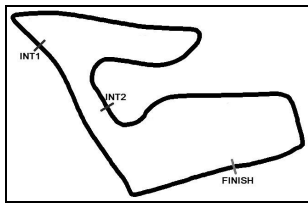
Following stewards decision no. 47 exclusion for car no. 20

Subject to final scrutineering!

Publications Time:

Clerk of the course:

Time Keeping:



ADAC GT Masters

Sector List Qualifying 1



Provisional

Reg. Nr.: CR 15/2016

Red Bull Ring, Length: 4326m

Air temperature: 20.02°C

Track temperature: 23.26°C

Weather condition: Dry

Saturday, July 23, 2016 9:22:00

Lap	Time	SE1	SP1	SE2	SP2	SE3	SP3	TSP	Lap	Time	SE1	SP1	SE2	SP2	SE3	SP3	TSP
1 Asch, DEU / Ludwig, DEU									theoretical besttime: 1:28.109								
1	2:01.401	43.433	199	46.157	142	31.811	234		7	1:28.963	22.948	231	38.845	178	27.170	260	
2	1:37.791	24.567	229	44.165	161	29.059	256		8	1:28.526	22.751	232	38.680	178	27.095	263	
3	1:33.287	23.309	230	40.640	150	29.338	261		9	1:28.390	22.829	232	38.612	180	26.949	263	
4	1:29.718	23.061	232	39.164	178	27.493	262		10	1:35.412	22.692	234	38.769	171	33.951	261	
5	1:59.714	22.934	232	43.639	144	53.141			11	1:28.279	22.862	232	38.597	183	26.820	264	
6	4:55.284	3:46.160	226	40.677	150	28.447	261		12	1:58.820	22.651	234	45.849	124	50.320		

3 Kujala, FIN / Pavlovic, SRB									theoretical besttime: 1:28.826								
1	4:52.578	3:36.193	180	46.104	139	30.281	233		7	1:29.341	22.819	235	39.203	177	27.319	261	
2	1:36.879	25.123	204	43.236	154	28.520	257		8	1:29.125	22.912	235	38.888	174	27.325	261	
3	1:45.018	23.399	222	42.037	168	39.582			9	1:29.079	22.776	236	39.046	170	27.287	259	
4	4:30.174	3:17.075	219	41.773	155	31.326	259		9	1:32.322	22.894	235	42.205	172	27.223	259	
5	1:30.198	23.165	234	39.782	177	27.251	260		10	2:02.046	25.415	171	46.822	133	49.809		
6	1:29.153	22.898	234	39.136	171	27.119	261										

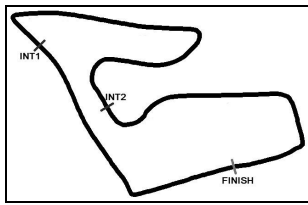
5 Siedler, AUT / van Lagen, NLD									theoretical besttime: 1:28.592								
1	3:53.703	2:25.739	167	54.310	125	33.654	252		7	1:30.472	22.685	237	38.875	178	28.912	260	
2	1:35.082	23.684	231	43.276	149	28.122	260		8	1:33.953	22.731	238	40.260	127	30.962	262	
3	1:29.352	22.951	236	39.311	173	27.090	262		9	1:37.083	22.627	238	42.491	104	31.965	261	
4	1:55.520	22.750	237	43.401	134	49.369			10	1:28.731	22.690	236	38.913	178	27.128	262	
5	4:31.284	3:12.144	152	49.739	125	29.401	259		11	1:59.841	22.558	240	47.377	123	49.906		
6	1:29.040	22.742	236	39.122	176	27.176	262										

6 Erhart, DEU / Snoeks, NLD									theoretical besttime: 1:29.385								
1	3:56.752	2:40.595	165	45.651	152	30.506	252		7	1:29.475	22.943	235	39.153	171	27.379	261	
2	1:34.453	23.932	231	41.895	163	28.626	259		8	1:29.493	22.861	235	39.258	174	27.374	260	
3	1:31.093	23.110	233	39.884	170	28.099	258		9	1:35.164	22.986	233	44.620	166	27.558	260	
4	1:57.097	23.040	235	44.703	137	49.354			10	1:29.482	22.967	234	39.150	174	27.365	262	
5	5:00.377	3:52.040	228	40.403	168	27.934	259		11	2:06.665	24.460	182	49.810	119	52.395		
6	1:31.496	23.601	232	39.416	167	28.479	261										

7 Lee Pepper, ZAF / Abt, DEU									theoretical besttime: 1:27.316								
1	6:30.961	5:12.117	179	47.676	138	31.168	255		6	1:37.515	22.456	232	46.272	128	28.787	267	
2	2:17.734	27.190	144	56.756	95	53.788			7	1:27.435	22.271	241	38.566	173	26.598	268	
3	4:13.860	2:54.942	170	46.504	161	32.414	264		8	1:27.584	22.241	242	38.600	167	26.743	267	
4	1:28.032	22.596	240	38.722	174	26.714	268		9		22.251	242					
5	1:27.525	22.320	241	38.477	174	26.728	268										

8 Hamprecht, DEU / Jöns, DEU									theoretical besttime: 1:27.528								
1	7:02.029	5:43.908	165	47.544	105	30.577	262		6	1:38.856	22.444	243	47.911	149	28.501	266	
2	2:01.833	25.330	205	50.864	118	45.639			7	1:27.626	22.349	241	38.576	171	26.701	268	
3	3:55.096	2:38.688	175	46.074	154	30.334	264		8	1:27.528	22.332	241	38.518	173	26.678	267	
4	1:28.565	22.636	240	39.077	167	26.852	266		9	1:41.280	22.471	241	38.586	171	40.223		
5	1:28.012	22.456	240	38.775	169	26.781	267										

9 Weishaupt, DEU / Holzer, DEU									theoretical besttime: 1:29.314								
1	2:09.404	47.683	154	50.514	125	31.207	257		7	1:32.182	22.730	240	40.001	152	29.451	266	
2	1:38.115	24.653	198	43.574	116	29.888	263		8	1:29.833	22.749	240	39.410	152	27.674	265	
3	1:31.244	22.776	241	39.916	154	28.552	266		9	1:33.561	22.679	241	39.948	169	30.934	267	
4	1:29.636	22.641	242	39.472	152	27.523	265		10	1:30.267	22.840	240	39.777	153	27.650	266	
5	1:58.193	22.630	241	42.041	120	53.522			10	1:29.654	22.704	240	39.582	159	27.368	267	
6	4:33.341	3:14.901	200	46.620	139	31.820	265		11	1:54.170	22.536	242	48.234	132	43.400		



ADAC GT Masters

Sector List Qualifying 1



Provisional

Reg. Nr.: CR 15/2016

Red Bull Ring, Length: 4326m

Air temperature: 20.02°C

Track temperature: 23.26°C

Weather condition: Dry

Saturday, July 23, 2016 9:22:00

Lap	Time	SE1	SP1	SE2	SP2	SE3	SP3	TSP	Lap	Time	SE1	SP1	SE2	SP2	SE3	SP3	TSP
11	Beretta, ITA / Pohler, DEU								theoretical besttime: 2:03.033								
1	5:58.771	4:21.666	176	59.559	119	37.546	240		2		25.928	218					

13	Lips, CHE / Barth, DEU								theoretical besttime: 1:29.026								
1	4:49.563	3:32.632	197	46.945	127	29.986	255		6	1:29.450	22.520	242	39.623	162	27.307	264	
2	1:35.602	23.868	203	42.342	149	29.392	254		7	1:29.133	22.511	243	39.479	161	27.143	265	
3	1:41.044	22.897	242	40.756	157	37.391			8	1:29.564	22.399	244	39.845	164	27.350	265	
4	5:01.618	3:47.473	174	43.618	149	30.527	263		8	1:29.086	22.442	243	39.441	163	27.203	264	
5	1:31.288	22.692	243	39.534	160	29.062	264		9	1:41.453	22.586	243	38.992	165	39.875		

15	Pommer, DEU / Winkelhock, DEU								theoretical besttime: 1:28.914								
1	5:05.232	3:47.121	193	45.999	144	32.112	224		4	1:29.791	23.060	231	39.423	173	27.308	256	
2	1:34.805	25.716	214	41.034	165	28.055	256		5	1:29.658	23.098	231	39.187	174	27.373	259	
3	1:56.185	23.099	232	40.209	143	52.877			6	1:29.072	22.831	233	39.044	175	27.197	260	
4	4:29.620	3:12.202	205	42.561	153	34.857	256		6	1:29.007	22.939	231	38.944	177	27.124	259	
4	1:31.119	23.632	229	39.875	166	27.612	258		7	1:42.136	22.846	232	39.510	170	39.780		

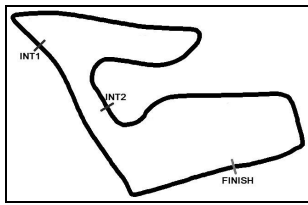
16	Stolz, DEU / Tweraser, AUT								theoretical besttime: 1:28.338								
1	6:35.758	5:14.987	204	50.412	118	30.359	247		6	1:30.496	22.576	242	39.054	175	28.866	247	
2	1:56.347	24.358	210	42.994	147	48.995			6	1:29.059	22.969	240	39.108	173	26.982	265	
3	4:02.288	2:55.103	229	39.975	170	27.210	264		7	1:28.550	22.604	238	39.017	175	26.929	265	
4	1:29.426	22.686	236	38.746	177	27.011	265		8	1:28.378	22.529	239	38.880	174	26.969	264	
5	1:28.820	22.646	240	39.030	177	27.144	265		9	2:05.700	23.983	177	53.502	118	48.215		

17	Jahn, DEU / Estre, FRA								theoretical besttime: 1:27.796								
1	2:06.921	48.100	174	46.140	135	32.681	227		6	9:17.926	8:04.382	216	46.483	168	27.061	265	
2	1:39.316	25.113	216	45.009	115	29.194	264		7	1:39.673	22.509	215	45.505	178	31.659	266	
3	1:31.554	22.705	238	39.159	171	29.690	265		8	1:27.857	22.461	240	38.618	178	26.778	267	
4	1:28.316	22.556	240	38.746	182	27.014	267		9	1:58.350	22.446	241	45.128	134	50.776		
5	1:57.615	22.400	242	42.413	118	52.802											

20	Krohn, FIN / Felix da Costa, PRT								theoretical besttime: 1:27.551								
1	2:39.050	58.408	156	53.768	104	46.874			5	1:27.687	22.439	238	38.450	173	26.798	266	
2	11:17.988	10:03.474	206	45.542	153	28.972	256		6	1:27.768	22.343	239	38.485	179	26.940	263	
3	1:31.642	23.754	233	40.258	162	27.630	266		7	1:33.492	22.358	237	38.672	179	32.462		
4	1:27.872	22.558	237	38.556	175	26.758	264										

21	Rogivue, CHE / Sylvest, DNK								theoretical besttime: 1:27.969								
1	2:14.255	49.920	155	51.955	124	32.380	223		8	1:29.531	22.802	236	39.694	167	27.035	262	
2	1:40.193	25.724	205	44.318	137	30.151	254		9	1:28.775	22.687	235	39.185	164	26.903	264	
3	1:48.050	23.778	227	48.222	131	36.050	231		10	1:28.016	22.629	236	38.657	168	26.730	265	
4	1:33.715	23.459	232	42.560	148	27.696	261		11	1:29.072	22.635	235	38.704	170	27.733	263	
5	1:53.479	22.762	234	43.801	135	46.916			12	1:27.945	22.604	235	38.635	170	26.706	264	
6	3:42.514	2:29.374	213	43.375	148	29.765	262		13	2:03.565	25.505	170	46.747	132	51.313		
7	1:28.965	22.772	235	38.993	158	27.200	258										

22	Feige, DEU / Schothorst, NLD								theoretical besttime: 1:31.427								
1	2:53.268	1:30.940	158	48.669	118	33.659	252		7	1:32.627	23.395	230	40.991	162	28.241	263	
2	1:37.229	25.034	234	42.676	149	29.519	261		8	1:31.427	23.016	241	40.566	161	27.845	263	
3	1:32.748	23.216	240	41.257	161	28.275	261		9	1:35.754	23.957	230	41.484	168	30.313	252	
4	1:32.661	23.268	241	41.066	161	28.327	260		10	1:34.419	24.359	227	41.538	165	28.522	254	
5	2:05.884	26.951	166	50.051	112	48.882			11	1:32.979	23.996	231	40.658	163	28.325	255	
6	3:33.014	2:20.677	217	43.421	159	28.916	264		12	2:00.222	23.813	232	47.546	120	48.863		



ADAC GT Masters

Sector List Qualifying 1

Provisional



Red Bull Ring, Length: 4326m

Air temperature: 20.02°C

Track temperature: 23.26°C

Weather condition: Dry

Reg. Nr.: CR 15/2016

Saturday, July 23, 2016 9:22:00

Lap	Time	SE1	SP1	SE2	SP2	SE3	SP3	TSP	Lap	Time	SE1	SP1	SE2	SP2	SE3	SP3	TSP
24	Stoll, DEU / Vanthoor, BEL								theoretical besttime: 1:27.862								
1	7:54.542	6:40.697	188	43.685	150	30.160	184		6	1:36.377	24.372	223	42.748	148	29.257	265	
2	2:10.070	31.236	158	52.922	118	45.912			7	1:28.317	22.584	240	38.738	175	26.995	266	
3	2:49.540	1:34.361	189	43.047	154	32.132	260		8	1:27.898	22.573	239	38.614	176	26.711	266	
4	1:29.987	23.003	237	39.767	171	27.217	265		9	1:42.548	22.537	238	38.687	178	41.324		
5	1:28.613	22.677	237	38.908	171	27.028	267		10	1:27.177							

25	Dobitsch, AUT / Sandström, SWE								theoretical besttime: 1:28.158								
1	5:54.290	4:37.241	173	46.167	150	30.882	251		6	1:28.600	22.816	235	38.933	177	26.851	265	
2	1:33.654	23.949	231	41.202	153	28.503	259		7	1:28.499	22.779	232	38.690	180	27.030	263	
3	1:55.734	23.445	173	48.664	136	43.625			8	1:28.459	22.617	234	38.745	177	27.097	261	
4	4:29.557	3:19.418	218	41.968	174	28.171	261		9	1:39.094	23.470	182	44.099	139	31.525	260	
5	1:28.976	22.739	233	39.343	173	26.894	265		9	2:02.963	24.784	171	52.986	118	45.193		

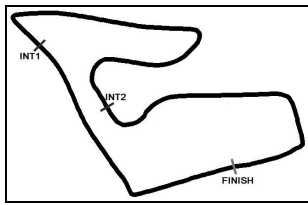
28	Hoevenaars, NLD / Vervisch, BEL								theoretical besttime: 1:28.695								
1	2:11.540	45.103	146	52.391	132	34.046	202		7	1:30.167	23.115	235	39.574	170	27.478	258	
2	1:40.428	27.359	200	43.047	146	30.022	252		8	1:31.585	22.974	235	41.277	171	27.334	260	
3	1:31.223	23.402	233	39.966	171	27.855	259		9	1:29.095	22.861	236	39.086	175	27.148	261	
4	1:30.559	23.572	233	39.556	171	27.431	260		10	1:28.859	22.740	236	38.973	174	27.146	262	
5	1:57.527	22.938	235	42.510	109	52.079			11	1:28.894	22.748	236	38.909	172	27.237	261	
6	3:59.349	2:46.798	219	42.248	158	30.303	256		12	1:36.824	22.640	236	39.018	170	35.166		

29	De Phillippi, USA / Mies, DEU								theoretical besttime: 1:28.103								
1	2:03.075	43.347	165	48.697	125	31.031	244		8	1:28.671	22.749	235	38.970	174	26.952	263	
2	1:38.729	24.421	226	45.802	126	28.506	259		9	1:28.369	22.640	236	38.856	177	26.873	263	
3	1:32.763	23.153	234	40.781	135	28.829	261		10	1:30.357	22.573	237	39.293	160	28.491	263	
4	1:29.244	22.831	235	39.208	170	27.205	262		11	1:28.328	22.735	236	38.760	179	26.833	264	
5	1:55.945	22.630	237	39.401	141	53.914			12	1:28.220	22.658	235	38.697	178	26.865	262	
6	4:09.808	2:57.166	225	42.486	147	30.156	260		13	2:01.696	25.398	181	47.384	138	48.914		
7	1:28.787	22.847	234	38.950	174	26.990	263										

31	Said, USA / Curran, USA								theoretical besttime: 1:28.669								
1	1:58.629	39.000	182	48.063	126	31.566	249		7	1:29.480	22.797	238	39.259	168	27.424	264	
2	1:35.870	24.700	214	42.615	160	28.555	262		8	1:29.125	22.568	239	39.013	167	27.544	265	
3	1:31.010	23.502	237	39.796	164	27.712	263		9	1:29.016	22.626	240	39.157	171	27.233	264	
4	1:30.345	23.116	236	39.684	165	27.545	264		10	1:28.695	22.594	240	38.881	170	27.220	265	
5	1:43.424	22.856	199	40.873	169	39.695			11	1:28.851	22.581	239	39.045	172	27.225	266	
6	4:36.988	3:19.012	163	45.241	149	32.735	261		12	1:50.979	24.676	194	43.648	157	42.655		

32	Zonzini, SMR / Spengler, DEU								theoretical besttime: 1:29.021								
1	3:16.471	1:59.418	181	46.030	152	31.023	214		7	1:29.592	22.972	235	39.161	175	27.459	262	
2	1:39.029	26.551	202	42.507	155	29.971	252		8	1:32.670	24.184	164	40.952	168	27.534	261	
3	1:32.647	23.770	231	40.514	165	28.363	260		9	1:29.088	22.797	236	39.228	175	27.063	262	
4	1:40.138	23.060	235	39.464	174	37.614			10	1:30.825	23.597	228	39.720	167	27.508	262	
5	4:37.622	3:24.100	228	41.162	153	32.360	259		11	1:34.811	22.825	236	39.393	173	32.593		
6	1:29.733	22.995	235	39.427	171	27.311	261										

33	Frankenhout, NLD / Haase, DEU								theoretical besttime: 1:29.189								
1	3:03.265	1:36.352	179	52.923	135	33.990	189		7	1:30.191	23.280	232	39.446	166	27.465	259	
2	1:41.082	27.103	206	43.911	145	30.068	252		8	1:29.503	22.855	233	39.367	169	27.281	260	
3	1:32.090	23.500	230	40.302	155	28.288	257		9	1:29.605	22.967	234	39.364	170	27.274	261	
4	1:30.405	23.105	234	39.610	167	27.690	251		9	1:29.422	23.076	234	39.125	174	27.221	261	
5	2:12.077	31.541	141	53.321	133	47.215			10	1:48.460	22.843	234	48.410	159	37.207		
6	4:13.294	3:03.767	222	41.269	158	28.258	257										



ADAC GT Masters

Sector List Qualifying 1



Provisional

Reg. Nr.: CR 15/2016

Saturday, July 23, 2016 9:22:00

Red Bull Ring, Length: 4326m

Air temperature: 20.02°C

Track temperature: 23.26°C

Weather condition: Dry

Lap	Time	SE1	SP1	SE2	SP2	SE3	SP3	TSP	Lap	Time	SE1	SP1	SE2	SP2	SE3	SP3	TSP
35 Scholze, DEU / Wendlinger, AUT									theoretical besttime: 1:29.295								
1	2:16.618	55.953	179	49.255	114	31.410	230		7	1:30.513	22.763	241	39.762	170	27.988	263	
2	1:38.623	24.388	201	43.836	131	30.399	261		8	1:29.685	22.618	241	38.985	171	28.082	264	
3	1:34.964	23.493	210	43.012	152	28.459	260		9	1:29.791	22.744	241	39.236	166	27.811	264	
4	1:30.918	22.782	241	39.576	167	28.560	263		10	1:35.531	22.755	241	43.163	144	29.613	263	
5	1:54.651	22.729	240	42.028	147	49.894			11	1:29.512	22.636	241	39.140	165	27.736	264	
6	4:18.087	3:07.585	228	41.508	163	28.994	262		12	1:41.930	22.574	242	39.516	150	39.840		

36 Zanella, CHE / Dienst, DEU									theoretical besttime: 1:29.255								
1	2:45.541	1:12.774	145	53.501	142	39.266			6	1:44.495	22.611	238	39.105	175	42.779	225	
2	3:07.111	1:54.512	147	43.623	142	28.976	259		7	1:32.741	23.771	233	40.232	176	28.738	261	
3	1:32.034	23.087	233	41.275	163	27.672	263		8	1:29.621	22.678	238	39.330	181	27.613	265	
4	1:54.901	23.068	173	48.027	133	43.806			9	1:30.126	22.672	237	39.365	174	28.089	260	
5	3:53.003	2:38.104	212	43.334	152	31.568	260		9	1:56.339	22.785	235	45.763	125	47.791		
5	1:29.731	22.845	237	39.347	173	27.539	263										

44 Ahlin-Kottulinsky, SWE / Bonanomi, ITA									theoretical besttime: 1:29.169								
1	2:49.369	1:23.235	146	51.077	125	35.057	248		7	1:30.544	23.283	234	39.536	163	27.725	260	
2	1:35.070	24.380	231	41.544	148	29.146	255		8	1:30.672	22.864	235	39.525	163	28.283	253	
3	1:32.943	23.562	233	40.535	156	28.846	256		9	1:30.117	23.121	235	39.308	157	27.688	260	
4	1:31.354	23.618	234	39.785	161	27.951	259		10	1:30.580	23.067	235	39.901	167	27.612	260	
5	1:57.543	23.291	193	48.833	131	45.419			11	1:29.376	23.068	234	39.072	166	27.236	261	
6	3:59.246	2:40.476	183	49.371	134	29.399	259		12	1:53.506	22.861	235	47.361	128	43.284		

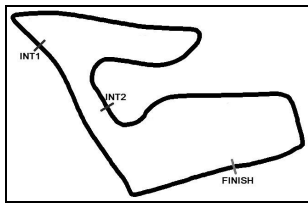
50 Geipel, DEU / Basseng, DEU									theoretical besttime: 1:28.903								
1	6:06.295	4:35.642	135	55.019	127	35.634	244		5	1:32.162	23.063	234	41.856	165	27.243	262	
2	2:06.407	32.858	98	48.724	150	44.825			6	1:28.917	22.781	235	39.059	177	27.077	263	
3	4:26.447	3:17.533	225	41.180	159	27.734	261		7	1:28.905	22.767	235	39.061	181	27.077	262	
4	1:29.544	22.896	235	39.264	180	27.387	261		8	1:29.019	22.837	235	39.124	180	27.058	260	
4	1:29.294	22.994	235	39.138	178	27.162	261		9	2:05.507	24.579	201	48.294	117	52.634		

55 Schreier, DEU / Maassen, NLD									theoretical besttime: 1:30.078								
1	7:28.204	6:02.047	187	52.485	135	33.672	173		6	1:31.674	22.937	236	39.336	168	29.401	257	
2	2:07.073	28.152	149	54.719	123	44.202			7	1:29.852	22.905	236	39.184	161	27.763	262	
3	3:37.713	2:25.250	205	41.845	151	30.618	257		7	1:29.930	23.074	235	39.157	165	27.702	262	
4	1:35.200	23.109	235	44.174	158	27.917	259		7	1:59.190	22.825	236	46.537	122	49.828		
5	1:40.885	22.959	236	40.370	136	37.556	258										

63 Ineichen, CHE / Engelhart, DEU									theoretical besttime: 1:27.994								
1	6:10.931	4:56.045	218	44.340	147	30.546	256		6	1:28.749	22.689	238	39.127	168	26.933	266	
2	1:34.266	23.675	235	42.017	151	28.574	247		7	1:28.434	22.556	241	38.795	169	27.083	267	
3	2:11.394	29.468	166	53.293	117	48.633			8	1:29.635	22.266	242	38.920	167	28.449	266	
4	2:40.860	1:33.066	219	40.214	163	27.580	265		9	1:28.468	22.558	240	38.812	165	27.098	266	
5	1:29.822	23.336	236	39.262	165	27.224	266		10	2:07.473	22.759	186	53.876	116	50.838		
5	1:28.773	22.585	238	38.926	170	27.262	260										

66 Lindholm, DEU / Gies, DEU									theoretical besttime: 1:29.343								
1	7:17.507	5:49.339	177	51.896	126	36.272	226		5	1:29.743	22.850	237	39.285	164	27.608	263	
2	1:57.610	25.464	219	51.030	108	41.116			6	1:29.461	22.804	237	39.193	174	27.464	263	
3	3:59.401	2:44.424	219	41.992	145	32.985	258		7	1:29.807	22.814	237	39.075	180	27.918	254	
4	1:30.707	23.397	236	39.741	174	27.569	263		8	1:39.303	22.980	236	40.375	136	35.948		

69 Assenheimer, DEU / Schwager, DEU									theoretical besttime: 1:28.263								
1	2:44.477	1:21.029	181	47.192	109	36.256	257		7	1:28.448	22.713	239	38.777	170	26.958	266	
2	1:31.583	23.333	235	40.134	163	28.116	261		8	1:29.263	22.596	240	38.852	167	27.815	265	
3	1:32.363	23.112	237	39.613	148	29.638	263		9	1:28.727	22.528	240	38.927	174	27.272	265	
4	1:29.966	22.715	238	39.251	176	28.000	262		10	1:33.076	22.620	238	38.918	175	31.538		



ADAC GT Masters

Sector List Qualifying 1

Provisional



Red Bull Ring, Length: 4326m

Air temperature: 20.02°C

Track temperature: 23.26°C

Weather condition: Dry

Reg. Nr.: CR 15/2016

Saturday, July 23, 2016 9:22:00

Lap	Time	SE1	SP1	SE2	SP2	SE3	SP3	TSP	Lap	Time	SE1	SP1	SE2	SP2	SE3	SP3	TSP
5	1:53.240	22.715	238	44.012	133	46.513			11	2:29.933	1:23.111	234	39.726	174	27.096	266	
6	3:29.831	2:18.760	217	42.636	156	28.435	263		12	1:58.639	22.550	240	44.015	135	52.074		

77 Gounon, FRA / Keilwitz, DEU

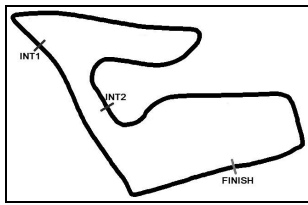
theoretical besttime: 1:27.798

1	1:58.112	37.887	178	48.510	131	31.715	252		7	1:28.198	22.615	238	38.659	175	26.924	266	
2	1:34.924	24.603	233	42.491	164	27.830	263		8	1:27.942	22.505	238	38.477	181	26.960	265	
3	1:29.650	22.989	236	39.460	170	27.201	266		9	1:27.806	22.424	240	38.450	184	26.932	266	
4	1:28.693	22.745	240	38.867	175	27.081	267		10	1:34.916	22.490	238	40.995	133	31.431	266	
5	2:06.549	26.415	142	47.597	138	52.537			11	1:27.998	22.453	239	38.505	181	27.040	267	
6	5:08.398	3:59.938	231	40.038	169	28.422	265		12	1:59.276	22.376	240	44.208	140	52.692		

99 Renauer, DEU / Ragginger, AUT

theoretical besttime: 1:27.938

1	2:32.750	1:09.169	163	50.445	129	33.136	254		7	1:29.981	23.432	238	39.193	156	27.356	269	
2	1:40.535	24.114	217	46.464	149	29.957	263		8	1:27.938	22.291	242	38.775	166	26.872	267	
3	1:31.244	22.963	238	40.262	161	28.019	265		9	1:32.538	22.490	242	42.789	156	27.259	267	
4	1:28.845	22.455	242	38.929	168	27.461	266		10	1:27.947	22.395	242	38.744	170	26.844	266	
5	1:53.821	22.332	241	45.151	137	46.338			10	1:37.448	22.502	229	46.403	129	28.543	267	
6	4:04.174	2:50.746	228	42.668	145	30.760	265		11	1:39.566	22.450	241	39.336	158	37.780		



Red Bull Ring, Length: 4326m

ADAC GT Masters

Start Grid Race 1

Provisional



Reg. Nr.: CR 15/2016

Saturday, July 23, 2016 13:15:00

77 Callaway Competition	1:27.806
Jules Gounon/ Daniel Keilwitz	
24 kfzteile24 - APR Motorsport	1:27.898
Florian Stoll/ Laurens Vanthoor	
21 AMG - Team Zakspeed	1:28.016
Nikolaj Rogivue/ Nicolai Sylvest	
29 Montaplast by Land-Motorsport	1:28.328
Connor De Phillippi/ Christopher Mies	
69 Callaway Competition	1:28.448
Patrick Assenheimer/ Dominik Schwager	
16 GRT Grasser-Racing-Team	1:28.550
Luca Stolz/ Gerhard Tweraser	
5 HB Racing WDS Bau	1:28.731
Norbert Siedler/ Jaap van Lagen	
50 YACO Racing	1:28.905
Philip Geipel/ Marc Basseng	
13 RWT - Racing team	1:29.086
Remo Lips/ Sven Barth	
44 Aust Motorsport	1:29.376
Mikaela Ahlin-Kottulinsky/ Marco Bonanc	
32 Bonaldi Motorsport S.r.L	1:29.088
Emanuele Zonzini/ Florian Spengler	
6 HB Racing WDS Bau	1:29.475
Elia Erhart/ Kelvin Snoeks	
9 Bentley Team Abt	1:29.636
Andreas Weishaupt/ Marco Holzer	
55 Aust Motorsport	1:31.674
Lukas Schreier/ Xavier Maassen	
11 GRT Grasser-Racing-Team	
Nicolas Pohler/ Michele Beretta	
20 Schubert Motorsport	
Jesse Krohn/ Antonio Felix da Costa	

- 1
- 2
- 3
- 4
- 5
- 6
- 7
- 8
- 9
- 10
- 11
- 12
- 13
- 14
- 15
- 16

POLE POSITION

8 Bentley Team Abt	1:27.528
Fabian Hamprecht/ Christer Jöns	
17 KÜS TEAM75 Bernhard	1:27.857
David Jahn/ Kevin Este	
99 Precote Herberth Motorsport	1:27.938
Robert Renauer/ Martin Ragginger	
1 AMG - Team Zakspeed	1:28.279
Sebastian Asch/ Luca Ludwig	
63 GRT Grasser-Racing-Team	1:28.434
Rolf Ineichen/ Christian Engelhart	
25 kfzteile24 - APR Motorsport	1:28.459
Daniel Dobitsch/ Edward Sandström	
31 Callaway Competition	1:28.695
Boris Said/ Eric Curran	
28 Montaplast by Land-Motorsport	1:28.859
Peter Hoevernaars/ Frederic Vervisch	
15 Phoenix Racing	1:29.007
Markus Pommer/ Markus Winkelhock	
3 Bonaldi Motorsport S.r.L	1:29.125
Patrick Kujala/ Milos Pavlovic	
33 Car Collection Motorsport	1:29.422
Christiaan Frankenhout/ Christopher Haas	
66 ADAC NSA Attempto Racing Team	1:29.461
Emil Lindholm/ Andre Gies	
35 Car Collection Motorsport	1:29.512
Florian Scholze/ Karl Wendlinger	
22 MRS GT-Racing	1:31.427
Steve Feige/ Bas Schothorst	
36 bigFM Racing Team Schütz Motor	1:29.621
Christopher Zanella/ Marvin Dienst	
34 Car Collection Motorsport	
Isaac Tutumlu Lopez/ Kelvin van der Linde	

Following stewards decision from Lausitzring no. 67, 71 - drop of 3 grid positions for car no. 32,36

Following stewards decision no.47 car no. 20 must start back of the grid
withdraw of car no. 7

Publications Time:

Clerk of the course:

Time Keeping: