

ADAC Formel 4

Result List Qualifying Gruppe B



Provisional

Reg. Nr.: CR 15/2016

Amended
22.7.2016 - 18:13



Red Bull Ring, Length: 4326m
Air temperature: 31.57°C
Track temperature: 38.82°C
Weather condition: Dry

Friday, July 22, 2016 16:05:00

started : 17 classified : 17 not classified : 0

	Nr. Drivers	Sponsor	Lap	Best Time	Gap	Diff	Kph	Day Time
	Cl. Car	Competitor						
1	96 J.Mawson(DEU) ADAC Formel 4 powered by Abarth	Van Amersfoort Racing	8	1:30.656			171.7	16:23:55
2	28 K.Schramm(DEU) ADAC Formel 4 powered by Abarth	US Racing	12	1:30.810	0.154	0.154	171.4	16:26:54
3	35 K.Laliberte(FRA) ADAC Formel 4 powered by Abarth	Van Amersfoort Racing	12	1:30.818	0.162	0.008	171.4	16:28:07
4	68 J.Correa(ITA) R ADAC Formel 4 powered by Abarth	Prema Powerteam	9	1:30.929	0.273	0.111	171.2	16:26:23
5	81 N.Nielsen(DNK) R ADAC Formel 4 powered by Abarth	Neuhauser Racing	12	1:30.952	0.296	0.023	171.2	16:26:37
6	5 L.Zendeli(DEU) R ADAC Formel 4 powered by Abarth	ADAC Berlin-Brandenburg e.V.	10	1:31.036	0.380	0.084	171.0	16:26:25
7	15 M.Waldherr(DEU) ADAC Formel 4 powered by Abarth	Lechner Racing	11	1:31.278	0.622	0.242	170.6	16:28:14
8	29 M.Schumacher(DEU) ADAC Formel 4 powered by Abarth	Prema Powerteam	4	1:31.298	0.642	0.020	170.5	16:12:57
9	40 L.Hoogenboom(NLD) R ADAC Formel 4 powered by Abarth	Van Amersfoort Racing	11	1:31.327	0.671	0.029	170.5	16:27:49
10	75 J.Esmeijer(NLD) ADAC Formel 4 powered by Abarth	Team Timo Scheider GmbH	10	1:31.349	0.693	0.022	170.4	16:28:14
11	77 J.van Uiter(NLD) ADAC Formel 4 powered by Abarth	Jenzer Motorsport	9	1:31.358	0.702	0.009	170.4	16:28:00
12	7 O.Söderström(SWE) ADAC Formel 4 powered by Abarth	ADAC Berlin-Brandenburg e.V.	12	1:31.380	0.724	0.022	170.4	16:29:24
13	99 S.Flörsch(DEU) ADAC Formel 4 powered by Abarth	Motopark	12	1:31.395	0.739	0.015	170.3	16:28:15
14	25 M.Müller-Crepon(CHE) ADAC Formel 4 powered by Abarth	Van Amersfoort Racing	11	1:31.409	0.753	0.014	170.3	16:26:31
15	27 L.Gachot(GBR) ADAC Formel 4 powered by Abarth	US Racing	5	1:31.677	1.021	0.268	169.8	16:12:56
16	23 J.Hanses(DEU) R ADAC Formel 4 powered by Abarth	Team Timo Scheider GmbH	13	1:31.736	1.080	0.059	169.7	16:29:45
17	21 M.Halder(DEU) ADAC Formel 4 powered by Abarth	Liqui Moly Team Engstler	11	1:33.442	2.786	1.706	166.6	16:26:59

Classification limit: 110% Time: 1:39.721

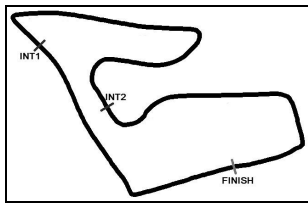
Following race director decision cancellation of the relevant lap time for car no. 7,40,75,68,35,96,15,25,5,27,77

Subject to final scrutineering!

Publications Time:

Clerk of the course:

Time Keeping:



ADAC Formel 4

Result List Qualifying Gruppe B 2nd Best Time



Provisional

Reg. Nr.: CR 15/2016

Amended
22.7.2016 - 18:15



Red Bull Ring, Length: 4326m
Air temperature: 31.57°C
Track temperature: 38.82°C
Weather condition: Dry

Friday, July 22, 2016 16:05:00

started : 17 classified : 17 not classified : 0

Nr.	Drivers	Sponsor	Lap	Best Time	Gap	Diff	Kph	Day Time
Cl.	Car	Competitor						
1	96 J.Mawson(DEU) ADAC Formel 4 powered by Abarth	Van Amersfoort Racing	10	1:30.755			171.6	16:26:59
2	35 K.Laliberte(FRA) ADAC Formel 4 powered by Abarth	Van Amersfoort Racing	11	1:30.885	0.130	0.130	171.3	16:26:36
3	28 K.Schramm(DEU) ADAC Formel 4 powered by Abarth	US Racing	13	1:30.908	0.153	0.023	171.3	16:28:25
4	68 J.Correa(ITA) R ADAC Formel 4 powered by Abarth	Prema Powerteam	10	1:30.950	0.195	0.042	171.2	16:29:25
5	5 L.Zendeli(DEU) R ADAC Formel 4 powered by Abarth	ADAC Berlin-Brandenburg e.V.	12	1:31.085	0.330	0.135	170.9	16:29:28
6	81 N.Nielsen(DNK) R ADAC Formel 4 powered by Abarth	Neuhauser Racing	7	1:31.333	0.578	0.248	170.5	16:16:25
7	40 L.Hoogenboom(NLD) R ADAC Formel 4 powered by Abarth	Van Amersfoort Racing	10	1:31.395	0.640	0.062	170.3	16:26:18
8	99 S.Flörsch(DEU) ADAC Formel 4 powered by Abarth	Motopark	13	1:31.476	0.721	0.081	170.2	16:29:46
9	25 M.Müller-Crepon(CHE) ADAC Formel 4 powered by Abarth	Van Amersfoort Racing	10	1:31.497	0.742	0.021	170.2	16:24:59
10	75 J.Esmeijer(NLD) ADAC Formel 4 powered by Abarth	Team Timo Scheider GmbH	9	1:31.530	0.775	0.033	170.1	16:26:43
11	7 O.Söderström(SWE) ADAC Formel 4 powered by Abarth	ADAC Berlin-Brandenburg e.V.	11	1:31.576	0.821	0.046	170.0	16:27:52
12	77 J.van Uiter(NLD) ADAC Formel 4 powered by Abarth	Jenzer Motorsport	8	1:31.672	0.917	0.096	169.8	16:26:28
13	27 L.Gachot(GBR) ADAC Formel 4 powered by Abarth	US Racing	11	1:31.736	0.981	0.064	169.7	16:30:01
14	15 M.Waldherr(DEU) ADAC Formel 4 powered by Abarth	Lechner Racing	12	1:31.738	0.983	0.002	169.7	16:29:46
15	23 J.Hanses(DEU) R ADAC Formel 4 powered by Abarth	Team Timo Scheider GmbH	9	1:32.015	1.260	0.277	169.2	16:23:37
16	21 M.Halder(DEU) ADAC Formel 4 powered by Abarth	Liqui Moly Team Engstler	12	1:33.637	2.882	1.622	166.3	16:28:32
17	29 M.Schumacher(DEU) ADAC Formel 4 powered by Abarth	Prema Powerteam	5	1:33.711	2.956	0.074	166.1	16:14:31

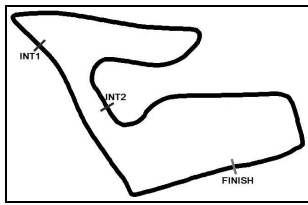
Following race director decision cancellation of the relevant lap time for car no. 7,40,75,68,35,96,15,25,5,27,77

Subject to final scrutineering!

Publications Time:

Clerk of the course:

Time Keeping:



ADAC Formel 4

Sector List Qualifying Gruppe B



Provisional

Reg. Nr.: CR 15/2016



Red Bull Ring, Length: 4326m
 Air temperature: 31.57°C
 Track temperature: 38.82°C
 Weather condition: Dry

Friday, July 22, 2016 16:05:00

Lap	Time	SE1	SP1	SE2	SP2	SE3	SP3	TSP	Lap	Time	SE1	SP1	SE2	SP2	SE3	SP3	TSP
5 Zendeli, DEU									theoretical besttime: 1:30.841								
1	1:52.287	42.534	203	41.924	162	27.829	194		8	3:29.688	2:20.759	210	41.393	168	27.536	194	
2	1:32.029	24.103	212	40.442	167	27.484	195		9	1:31.202	23.981	212	39.897	168	27.324	194	
3	1:31.362	24.009	210	40.049	167	27.304	196		10	1:31.475	23.908	211	40.084	170	27.483	193	
4	1:42.085	26.747	207	42.019	148	33.319			10	1:31.036	23.995	211	39.849	170	27.192	193	
5	3:14.404	2:03.798	204	42.608	151	27.998	193		11	1:32.260	23.870	213	41.108	173	27.282	191	
6	1:45.009	24.030	210	46.231	158	34.748	193		12	1:31.085	24.028	212	39.935	170	27.122	193	
7	1:44.239	26.596	181	43.674	162	33.969											

Lap	Time	SE1	SP1	SE2	SP2	SE3	SP3	TSP	Lap	Time	SE1	SP1	SE2	SP2	SE3	SP3	TSP
7 Söderström, SWE									theoretical besttime: 1:31.362								
1	1:55.174	43.723	196	42.895	158	28.556	192		7	3:44.495	2:36.385	206	40.695	165	27.415	194	
2	1:34.050	25.269	205	41.073	160	27.708	194		8	1:31.992	23.994	214	40.360	167	27.638	189	
2	1:31.922	24.148	209	40.190	169	27.584	193		9	1:32.499	24.124	212	40.805	162	27.570	193	
3	1:38.845	24.190	209	40.923	166	33.732			10	1:31.618	24.139	210	40.144	168	27.335	193	
4	3:02.758	1:51.187	162	43.429	164	28.142	193		11	1:31.576	24.016	211	40.232	169	27.328	193	
5	1:32.585	24.193	209	40.891	166	27.501	193		12	1:31.380	24.012	212	40.083	169	27.285	193	
6	1:44.567	24.230	209	42.383	147	37.954											

Lap	Time	SE1	SP1	SE2	SP2	SE3	SP3	TSP	Lap	Time	SE1	SP1	SE2	SP2	SE3	SP3	TSP
15 Waldherr, DEU									theoretical besttime: 1:31.206								
1	2:20.968	1:00.765	160	48.958	142	31.245	186		6	1:56.115	26.203	205	46.553	126	43.359		
2	1:33.507	24.806	203	40.870	172	27.831	190		7	3:16.094	2:03.753	153	44.435	168	27.906	193	
3	1:32.962	24.365	205	41.084	173	27.513	193		8	1:31.984	24.237	208	40.291	173	27.456	193	
4	1:32.031	24.255	205	40.318	174	27.458	192		9	1:31.819	23.983	209	40.022	173	27.814	185	
5	1:31.747	24.191	207	40.335	176	27.221	193		10	1:34.866	26.900	186	40.579	174	27.387	191	
6	1:31.506	24.101	207	40.127	173	27.278	192		11	1:31.278	23.963	210	40.037	171	27.278	193	
6	1:48.848	24.159	207	50.297	149	34.392	174		12	1:31.738	24.062	211	40.294	170	27.382	192	

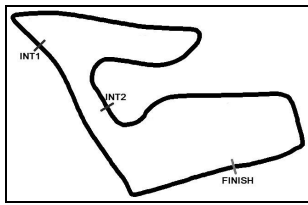
Lap	Time	SE1	SP1	SE2	SP2	SE3	SP3	TSP	Lap	Time	SE1	SP1	SE2	SP2	SE3	SP3	TSP
21 Halder, DEU									theoretical besttime: 1:33.311								
1	2:27.304	1:00.365	117	53.037	129	33.902	168		7	1:46.989	24.663	207	41.250	155	41.076		
2	1:39.972	26.339	202	43.642	144	29.991	188		8	4:58.729	3:47.490	200	42.430	152	28.809	191	
3	1:36.540	25.092	204	42.225	147	29.223	190		9	1:35.224	25.064	210	41.359	152	28.801	190	
4	1:36.052	25.313	207	41.856	150	28.883	191		10	1:33.770	24.529	211	41.063	157	28.178	192	
5	1:34.830	24.582	207	41.531	152	28.717	188		11	1:33.442	24.203	208	40.951	155	28.288	192	
6	1:35.906	24.671	206	42.405	154	28.830	190		12	1:33.637	24.526	213	40.930	159	28.181	192	

Lap	Time	SE1	SP1	SE2	SP2	SE3	SP3	TSP	Lap	Time	SE1	SP1	SE2	SP2	SE3	SP3	TSP
23 Hanses, DEU									theoretical besttime: 1:31.673								
1	2:37.030	1:19.966	176	46.349	132	30.715	189		8	5:01.247	3:51.379	205	41.423	156	28.445	191	
2	1:34.075	24.739	205	41.386	155	27.950	190		9	1:32.015	24.114	211	40.449	165	27.452	193	
3	1:32.944	24.503	205	40.650	162	27.791	192		10	1:32.123	24.018	211	40.562	169	27.543	191	
4	1:33.373	24.997	204	40.737	167	27.639	191		11	1:32.063	24.222	208	40.417	166	27.424	192	
5	1:32.433	24.217	207	40.510	173	27.706	190		12	1:32.141	24.154	210	40.440	164	27.547	190	
6	1:33.678	25.248	204	40.812	168	27.618	190		13	1:31.736	24.081	208	40.324	163	27.331	192	
7	1:39.934	24.172	208	40.458	166	35.304											

Lap	Time	SE1	SP1	SE2	SP2	SE3	SP3	TSP	Lap	Time	SE1	SP1	SE2	SP2	SE3	SP3	TSP
25 Müller-Crepon, CHE									theoretical besttime: 1:30.989								
1	1:47.016	35.298	167	42.795	167	28.923	181		7	1:45.271	24.202	207	42.858	157	38.211		
2	1:35.096	25.748	198	41.425	164	27.923	190		8	3:58.432	2:50.235	204	40.772	170	27.425	192	
3	1:32.659	24.481	205	40.641	168	27.537	192		9	1:31.557	24.146	209	40.128	175	27.283	193	
4	1:41.954	26.747	202	47.577	168	27.630	192		10	1:31.497	24.077	208	39.883	175	27.537	192	
5	1:31.979	24.138	208	40.324	171	27.517	193		11	1:31.409	23.998	209	40.094	170	27.317	193	
6	1:31.548	24.194	208	40.030	174	27.324	193		12	1:31.519	23.913	211	39.793	177	27.813	171	
7	1:32.075	24.054	208	40.499	173	27.522	192		13	1:43.012	24.696	210	42.272	150	36.044		

Lap	Time	SE1	SP1	SE2	SP2	SE3	SP3	TSP	Lap	Time	SE1	SP1	SE2	SP2	SE3	SP3	TSP
27 Gachot, GBR									theoretical besttime: 1:31.523								
1	1:43.382	30.087	188	44.209	147	29.086	183		8	6:12.264	5:03.736	204	40.725	173	27.803	195	
2	1:34.749	25.270	203	41.404	167	28.075	191		9	1:32.357	24.653	208	40.326	175	27.378	193	
3	1:32.850	24.274	208	40.833	171	27.743	192		10	1:32.344	24.006	209	41.053	175	27.285	193	
4	1:32.912	24.204	208	40.388	154	28.320	193		11	1:35.087	23.890	211	42.849	171	28.348	192	





ADAC Formel 4

Sector List Qualifying Gruppe B



Provisional

Reg. Nr.: CR 15/2016



Red Bull Ring, Length: 4326m
Air temperature: 31.57°C
Track temperature: 38.82°C
Weather condition: Dry

Friday, July 22, 2016 16:05:00

Lap	Time	SE1	SP1	SE2	SP2	SE3	SP3	TSP	Lap	Time	SE1	SP1	SE2	SP2	SE3	SP3	TSP
5	1:31.677	24.119	208	40.232	176	27.326	193		44	4:32.604	24.357	210	40.699	175	27.545	193	
6	1:32.326	24.097	208	40.414	178	27.815	192		11	1:31.736	24.008	210	40.322	178	27.406	192	
7	1:36.381	24.137	208	40.336	170	31.908											

28 Schramm, DEU

theoretical besttime: 1:30.775

1	1:50.533	38.409	163	43.709	154	28.415	188		8	1:46.714	23.991	210	41.586	157	41.137	
2	1:35.416	25.247	200	42.509	165	27.660	194		9	4:14.216	3:06.490	206	40.276	173	27.450	194
3	1:31.641	24.134	209	40.097	170	27.410	194		10	1:31.460	23.998	211	39.799	173	27.663	196
4	1:37.934	24.208	211	45.614	154	28.112	193		11	1:31.521	24.291	209	39.946	173	27.284	194
5	1:31.626	24.150	208	40.065	171	27.411	193		12	1:30.810	23.887	213	39.800	173	27.123	193
6	1:31.495	24.016	210	39.894	174	27.585	190		13	1:30.908	23.860	212	39.822	173	27.226	193
7	1:40.605	27.138	157	45.974	169	27.493	193		14	1:30.999	23.927	212	39.956	177	27.116	193

29 Schumacher, DEU

theoretical besttime: 1:31.290

1	2:42.624	1:31.912	200	42.265	163	28.447	186		4	1:31.298	24.013	208	40.131	175	27.154	195
2	1:56.695	25.027	196	41.661	170	50.007	146		5	1:33.711	26.112	203	40.411	172	27.188	194
3	1:46.745	30.886	192	43.299	58	32.560	194		6		24.072	208	40.123	173		

35 Laliberte, FRA

theoretical besttime: 1:30.802

1	1:56.110	42.411	201	44.141	146	29.558	184		7	1:47.201	24.031	200	41.608	163	41.562	
2	1:41.515	25.857	200	47.468	154	28.190	192		8	3:49.176	2:39.685	201	41.676	166	27.815	193
3	1:31.858	24.114	207	40.298	180	27.446	191		9	1:32.336	23.919	210	40.097	177	28.320	194
4	1:31.674	24.075	208	40.196	176	27.403	194		10	1:31.880	23.905	209	40.114	155	27.861	193
4	1:36.210	23.977	209	43.046	175	29.187	185		11	1:30.885	23.846	210	39.905	175	27.134	195
5	1:35.218	24.552	208	43.403	172	27.263	196		12	1:30.818	23.788	211	39.880	174	27.150	194
6	1:32.378	23.884	213	40.887	175	27.607	193		13	1:30.962	23.881	211	39.927	176	27.154	194

40 Hoogenboom, NLD

theoretical besttime: 1:31.148

1	2:44.361	1:31.899	183	44.172	163	28.290	190		7	4:30.720	3:22.195	204	40.874	168	27.651	191
2	1:36.411	25.995	175	41.494	169	27.922	191		8	1:31.675	24.178	209	40.113	173	27.384	193
2	1:32.668	24.393	206	40.481	171	27.794	193		9	1:31.686	24.128	208	40.231	173	27.327	193
3	1:31.897	24.161	207	40.316	174	27.420	193		10	1:31.395	24.087	208	39.992	175	27.316	193
4	1:31.803	24.073	208	40.257	171	27.473	193		11	1:31.327	24.070	209	40.051	174	27.206	193
5	1:32.411	23.955	209	40.948	174	27.508	192		12	1:31.445	24.023	210	39.987	174	27.435	193
6	1:43.961	24.139	208	40.337	171	39.485										

68 Correa, ITA

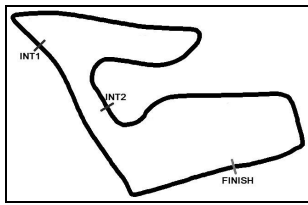
theoretical besttime: 1:30.862

1	2:50.961	1:40.859	203	41.854	169	28.248	191		7	3:45.795	2:38.046	205	40.325	177	27.424	193
2	1:44.054	24.249	208	40.346	175	39.459	137		8	1:31.397	24.134	209	39.927	183	27.336	196
3	1:54.352	35.602	125	44.119	67	34.631	191		9	1:31.368	24.189	207	39.967	178	27.212	194
4	1:34.994	24.122	208				194		9	1:30.929	23.914	208	39.970	177	27.045	196
4	1:41.202	25.297	204	40.637	155	35.268	190		10	1:31.057	23.943	211	40.009	184	27.105	194
5	1:31.454	24.246	207	40.028	181	27.180	194		10	1:30.950	23.890	211	39.937	178	27.123	195
6	1:46.240	24.008	208	41.612	159	40.620										

75 Esmeijer, NLD

theoretical besttime: 1:31.264

1	3:03.342	1:50.567	198	43.885	151	28.890	192		7	4:25.610	3:17.147	204	40.964	176	27.499	192
2	1:32.990	24.298	208	40.645	174	28.047	190		8	1:39.976	24.294	209	40.348	178	35.364	192
3	1:32.186	24.273	208	40.516	174	27.397	192		8	1:31.934	24.296	207	40.110	176	27.528	191
4	1:31.988	24.206	208	40.334	178	27.454	193		9	1:31.530	24.008	211	40.184	177	27.338	194
4	1:40.302	27.722	158	43.305	145	29.275	191		10	1:31.349	23.934	214	40.187	173	27.228	194
5	1:31.688	24.272	207	40.102	178	27.314	192		11	1:31.665	24.007	213	40.309	180	27.349	195
6	1:41.303	24.234	208	41.348	154	35.721										



ADAC Formel 4

Sector List Qualifying Gruppe B



Provisional

Reg. Nr.: CR 15/2016



Red Bull Ring, Length: 4326m
 Air temperature: 31.57°C
 Track temperature: 38.82°C
 Weather condition: Dry

Friday, July 22, 2016 16:05:00

Lap	Time	SE1	SP1	SE2	SP2	SE3	SP3	TSP	Lap	Time	SE1	SP1	SE2	SP2	SE3	SP3	TSP
77 van Uiter, NLD									theoretical besttime: 1:31.341								
1	8:24.728	7:11.673	200	44.198	162	28.857	179		7	1:31.821	24.012	208	40.339	170	27.470	192	
2	1:33.379	24.634	206	41.120	168	27.625	192		8	1:31.672	24.061	210	40.267	173	27.344	192	
3	1:32.985	24.159	207	40.440	165	28.386	189		9	1:31.358	24.029	210	40.042	175	27.287	193	
4	1:45.473	24.574	192	40.688	165	40.211			10	1:31.516	24.108	209	40.104	174	27.304	192	
5	3:36.246	2:25.393	205	43.015	163	27.838	192		10	1:47.604	24.857	192	42.845	157	39.902		
6	1:31.983	24.190	209	40.260	172	27.533	192										
81 Nielsen, DNK									theoretical besttime: 1:30.952								
1	2:06.506	52.070	193	44.989	155	29.447	183		8	1:49.600	23.909	206	41.946	165	43.745		
2	1:39.548	25.171	201	46.067	156	28.310	191		9	3:47.360	2:37.612	198	41.952	171	27.796	190	
3	1:32.402	24.171	206	40.515	171	27.716	192		10	1:32.262	24.433	209	40.150	177	27.679	193	
4	1:31.805	24.039	207	40.145	172	27.621	188		11	1:31.385	23.915	210	40.049	177	27.421	193	
5	1:32.178	24.220	208	40.493	169	27.465	192		12	1:30.952	23.833	211	39.895	175	27.224	192	
6	1:31.681	24.045	208	40.200	173	27.436	193		13	1:31.733	24.037	211	40.374	173	27.322	192	
7	1:31.333	24.004	209	40.037	173	27.292	193		14	1:31.499	23.931	210	39.955	175	27.613	192	
96 Mawson, DEU									theoretical besttime: 1:30.556								
1	1:57.073	44.791	201	42.995	162	29.287	187		6	1:49.021	23.900	185	44.294	151	40.827		
2	1:46.485	25.191	204	41.430	164	39.864			7	4:13.765	3:03.403	206	40.405	173	29.957	194	
3	2:59.076	1:48.118	205	43.774	170	27.184	194		8	1:30.656	23.849	211	39.858	175	26.949	195	
4	1:35.605	24.035	210	40.155	177	31.415	183		9	1:33.154	23.995	210	42.034	175	27.125	194	
4	1:32.419	24.601	210	40.503	174	27.315	193		10	1:30.755	23.833	212	39.774	177	27.148	196	
5	1:30.957	23.988	210	39.830	175	27.139	195		11	1:37.155	24.196	211	40.199	171	32.760		
99 Flörsch, DEU									theoretical besttime: 1:31.375								
1	3:00.632	1:49.458	185	42.644	165	28.530	189		8	4:28.636	3:18.218	175	42.235	168	28.183	192	
2	1:34.983	24.803	204	41.090	168	29.090	186		9	1:32.600	24.476	208	40.485	170	27.639	194	
3	1:34.904	25.955	177	41.155	169	27.794	193		10	1:32.277	24.235	210	40.545	170	27.497	193	
4	1:32.559	24.259	207	40.701	170	27.599	193		11	1:31.513	24.013	210	40.114	169	27.386	194	
5	1:39.683	24.272	206	41.105	153	34.306	193		12	1:31.395	23.925	211	40.119	168	27.351	194	
6	1:32.530	24.343	207	40.606	171	27.581	194		13	1:31.476	24.011	211	40.099	168	27.366	193	
7	1:43.234	24.330	206	41.134	151	37.770											