



ADAC Formel 4

Result List Qualifying Gruppe A



Provisional

Reg. Nr.: CR 15/2016



Red Bull Ring, Length: 4326m

Air temperature: 31.29°C

Track temperature: 39.98°C

Weather condition: Dry

Friday, July 22, 2016 15:40:00

started : 18 classified : 18 not classified : 0

Nr.	Drivers	Sponsor	Lap	Best Time	Gap	Diff	Kph	Day Time
Cl.	Car	Competitor						
1	14 T.Preining(AUT) ADAC Formel 4 powered by Abarth	Lechner Racing	11	1:30.981			171.1	16:00:45
2	44 J.Vips(ITA) R ADAC Formel 4 powered by Abarth	Prema Powerteam	12	1:31.097	0.116	0.116	170.9	16:01:13
3	2 J.Fittje(DEU) ADAC Formel 4 powered by Abarth	US Racing	12	1:31.140	0.159	0.043	170.8	15:58:42
4	6 M.Ortmann(DEU) ADAC Formel 4 powered by Abarth	ADAC Berlin-Brandenburg e.V.	8	1:31.195	0.214	0.055	170.7	15:57:09
5	80 F.Drugovich(AUT) R ADAC Formel 4 powered by Abarth	Neuhauser Racing	10	1:31.198	0.217	0.003	170.7	16:01:21
6	91 S.Fernandez Wahbeh(ITA) R ADAC Formel 4 powered by Abarth	RB Racing SA	10	1:31.406	0.425	0.208	170.3	16:00:10
7	3 C.Schreiner(DEU) ADAC Formel 4 powered by Abarth	US Racing	13	1:31.522	0.541	0.116	170.1	16:00:53
8	13 Y.Brandt(DEU) R ADAC Formel 4 powered by Abarth	Lechner Racing	13	1:31.532	0.551	0.010	170.1	16:01:26
9	17 D.Ciantini(CHE) ADAC Formel 4 powered by Abarth	Jenzer Motorsport	11	1:31.584	0.603	0.052	170.0	15:59:59
10	66 S.Laaksonen(FIN) ADAC Formel 4 powered by Abarth	Motopark	10	1:31.693	0.712	0.109	169.8	16:01:20
11	45 T.Wolf(DEU) ADAC Formel 4 powered by Abarth	KUG-Motorsport	10	1:31.744	0.763	0.051	169.7	15:57:33
12	33 J.Aberdein(ZAF) R ADAC Formel 4 powered by Abarth	Motopark	8	1:31.772	0.791	0.028	169.6	15:55:51
13	19 F.Scherer(CHE) R ADAC Formel 4 powered by Abarth	Jenzer Motorsport	9	1:31.837	0.856	0.065	169.5	15:59:03
14	8 L.Engstler(DEU) ADAC Formel 4 powered by Abarth	Liqui Moly Team Engstler	8	1:31.921	0.940	0.084	169.4	15:59:16
15	20 K.Kratz(DEU) ADAC Formel 4 powered by Abarth	Jenzer Motorsport	9	1:32.092	1.111	0.171	169.1	15:55:46
16	10 A.Estner(DEU) R ADAC Formel 4 powered by Abarth	RS Competition	10	1:32.125	1.144	0.033	169.0	15:56:07
17	18 J.Meikup(EST) ADAC Formel 4 powered by Abarth	Jenzer Motorsport	8	1:32.181	1.200	0.056	168.9	15:58:26
18	90 C.Piro(DEU) ADAC Formel 4 powered by Abarth	Team Piro Sport Interdental	9	1:32.281	1.300	0.100	168.7	15:54:13

Classification limit: 110% Time: 1:40.079

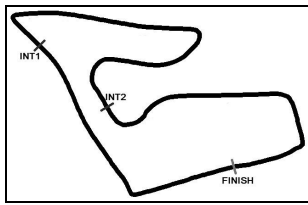
Following race director decision cancellation of the relevant lap time for car no. 19,8,6,66,44,45,18,91,80,17,14,33,2

Subject to final scrutineering!

Publications Time:

Clerk of the course:

Time Keeping:



ADAC Formel 4

Result List Qualifying Gruppe A 2nd Best Time



Provisional

Reg. Nr.: CR 15/2016



Red Bull Ring, Length: 4326m
Air temperature: 30.78°C
Track temperature: 38.16°C
Weather condition: Dry

Friday, July 22, 2016 15:40:00

started : 18 classified : 18 not classified : 0

	Nr. Drivers	Sponsor	Lap	Best Time	Gap	Diff	Kph	Day Time
	Cl. Car	Competitor						
1	14 T.Preining(AUT) ADAC Formel 4 powered by Abarth	Lechner Racing	10	1:30.999			171.1	15:59:14
2	2 J.Fittje(DEU) ADAC Formel 4 powered by Abarth	US Racing	11	1:31.206	0.207	0.207	170.7	15:57:11
3	6 M.Ortmann(DEU) ADAC Formel 4 powered by Abarth	ADAC Berlin-Brandenburg e.V.	9	1:31.272	0.273	0.066	170.6	15:58:40
4	44 J.Vips(ITA) R ADAC Formel 4 powered by Abarth	Prema Powerteam	11	1:31.350	0.351	0.078	170.4	15:59:42
5	80 F.Drugovich(AUT) R ADAC Formel 4 powered by Abarth	Neuhauser Racing	9	1:31.404	0.405	0.054	170.3	15:59:50
6	91 S.Fernandez Wahbeh(ITA) R ADAC Formel 4 powered by Abarth	RB Racing SA	8	1:31.468	0.469	0.064	170.2	15:57:08
7	13 Y.Brandt(DEU) R ADAC Formel 4 powered by Abarth	Lechner Racing	12	1:31.617	0.618	0.149	169.9	15:59:55
8	33 J.Aberdein(ZAF) R ADAC Formel 4 powered by Abarth	Motopark	7	1:31.806	0.807	0.189	169.6	15:54:19
9	45 T.Wolf(DEU) ADAC Formel 4 powered by Abarth	KUG-Motorsport	12	1:31.830	0.831	0.024	169.5	16:00:37
10	19 F.Scherer(CHE) R ADAC Formel 4 powered by Abarth	Jenzer Motorsport	10	1:31.919	0.920	0.089	169.4	16:00:34
11	66 S.Laaksonen(FIN) ADAC Formel 4 powered by Abarth	Motopark	6	1:31.929	0.930	0.010	169.4	15:55:03
12	17 D.Ciantini(CHE) ADAC Formel 4 powered by Abarth	Jenzer Motorsport	6	1:31.930	0.931	0.001	169.4	15:50:14
13	8 L.Engstler(DEU) ADAC Formel 4 powered by Abarth	Liqui Moly Team Engstler	9	1:31.942	0.943	0.012	169.3	16:00:48
14	3 C.Schreiner(DEU) ADAC Formel 4 powered by Abarth	US Racing	12	1:32.014	1.015	0.072	169.2	15:59:22
15	20 K.Kratz(DEU) ADAC Formel 4 powered by Abarth	Jenzer Motorsport	10	1:32.115	1.116	0.101	169.0	15:57:18
16	10 A.Estner(DEU) R ADAC Formel 4 powered by Abarth	RS Competition	12	1:32.288	1.289	0.173	168.7	15:59:12
17	90 C.Piro(DEU) ADAC Formel 4 powered by Abarth	Team Piro Sport Interdental	8	1:32.308	1.309	0.020	168.7	15:52:41
18	18 J.Meikup(EST) ADAC Formel 4 powered by Abarth	Jenzer Motorsport	6	1:32.374	1.375	0.066	168.5	15:53:43

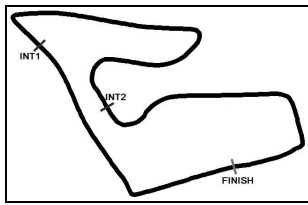
Following race director decision cancellation of the relevant lap time for car no. 19,8,6,66,44,45,18,91,80,17,14,33,2

Subject to final scrutineering!

Publications Time:

Clerk of the course:

Time Keeping:



ADAC Formel 4

Sector List Qualifying Gruppe A



Provisional

Reg. Nr.: CR 15/2016



Red Bull Ring, Length: 4326m
 Air temperature: 30.78°C
 Track temperature: 38.16°C
 Weather condition: Dry

Friday, July 22, 2016 15:40:00

Lap	Time	SE1	SP1	SE2	SP2	SE3	SP3	TSP	Lap	Time	SE1	SP1	SE2	SP2	SE3	SP3	TSP
2 Fittje, DEU									theoretical besttime: 1:31.039								
1	1:46.113	33.995	199	43.459	160	28.659	186		8	1:33.092	24.136	210	41.298	169	27.658	195	
2	1:34.587	25.268	203	41.205	170	28.114	191		9	1:31.364	24.074	208	39.986	181	27.304	194	
3	1:32.969	24.405	209	40.807	175	27.757	193		10	1:31.366	23.990	210	40.042	182	27.334	193	
4	1:32.033	24.278	209	40.256	177	27.499	193		11	1:31.206	24.030	210	39.805	182	27.371	193	
5	1:32.760	24.090	210	40.143	178	28.527	190		12	1:31.140	24.039	209	39.857	181	27.244	194	
6	1:33.827	24.230	210	41.786	167	27.811	193		13	1:31.055	24.076	210	39.786	183	27.193	194	
7	1:31.655	24.144	209	40.079	181	27.432	193		13	1:58.687	27.347	176	49.480	125	41.860		

3 Schreiner, DEU									theoretical besttime: 1:31.522								
1	2:08.627	48.264	137	49.756	133	30.607	175		8	1:32.863	24.502	206	40.550	172	27.811	192	
2	1:41.137	27.445	184	44.993	156	28.699	191		9	1:32.069	24.275	207	40.122	173	27.672	192	
3	1:33.661	24.612	207	40.872	166	28.177	184		10	1:32.088	24.317	208	40.183	173	27.588	193	
4	1:33.228	24.532	209	40.587	167	28.109	191		11	1:32.188	24.218	208	40.358	171	27.612	193	
5	1:33.311	24.495	207	40.647	173	28.169	191		12	1:32.014	24.144	208	40.263	173	27.607	194	
6	1:32.756	24.330	208	40.497	173	27.929	191		13	1:31.522	23.987	210	40.074	174	27.461	193	
7	1:38.061	24.614	206	43.099	143	30.348	189										

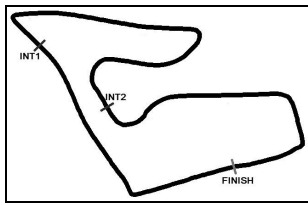
6 Ortmann, DEU									theoretical besttime: 1:31.190								
1	1:43.380	31.871	170	43.085	160	28.424	190		6	1:32.015	24.447	207	40.210	166	27.358	194	
2	1:33.254	24.424	210	40.685	163	28.148	193		6	1:31.577	24.205	211	40.072	168	27.300	195	
2	1:32.971	24.368	210	40.945	162	27.658	194		7	1:31.477	24.096	210	40.027	166	27.354	196	
3	1:32.299	24.141	212	40.648	165	27.510	193		8	1:31.195	24.010	210	40.028	167	27.157	195	
4	1:37.466	24.143	210	40.294	167	33.029			9	1:31.272	24.006	209	40.031	169	27.235	194	
5	3:03.655	1:52.314	201	42.655	157	28.686	192		10	1:31.575	24.173	212	40.036	171	27.366	196	

8 Engstler, DEU									theoretical besttime: 1:31.789								
1	1:51.929	39.353	199	43.480	152	29.096	189		4	3:15.307	2:04.931	181	42.412	153	27.964	194	
2	1:36.133	24.873	208	41.536	162	28.724	191		5	1:32.701	24.218	207	40.729	164	27.754	193	
2	1:40.592	24.584	210	42.654	164	33.354	192		6	1:32.607	24.406	208	40.553	164	27.648	193	
3	1:32.937	24.239	212	40.873	164	27.825	191		7	1:32.446	24.287	207	40.577	169	27.582	193	
4	1:32.914	24.194	210	41.004	161	27.716	194		8	1:31.921	24.200	208	40.423	169	27.298	194	
4	1:37.492	24.399	210	41.040	161	32.053			9	1:31.942	24.123	209	40.368	169	27.451	194	

10 Estner, DEU									theoretical besttime: 1:32.028								
1	2:06.395	53.015	190	43.947	153	29.433	185		8	1:32.683	24.415	206	40.475	162	27.793	193	
2	1:35.459	24.998	202	41.833	159	28.628	192		9	1:32.937	24.462	206	40.689	167	27.786	192	
3	1:35.902	26.095	203	41.430	164	28.377	191		10	1:32.125	24.352	207	40.172	164	27.601	194	
4	1:33.411	24.665	210	40.855	161	27.891	192		11	1:32.671	24.287	207	40.180	167	28.204	192	
5	1:32.760	24.428	208	40.522	165	27.810	193		12	1:32.288	24.259	208	40.405	168	27.624	193	
6	1:32.717	24.418	207	40.557	164	27.742	191		13	1:32.414	24.255	209	40.336	166	27.823	193	
7	1:32.847	24.551	208	40.423	162	27.873	193										

13 Brandt, DEU									theoretical besttime: 1:31.460								
1	1:56.731	45.557	193	42.799	154	28.375	188		8	1:31.750	24.168	207	40.267	165	27.315	194	
2	1:34.831	25.241	195	41.538	153	28.052	191		9	1:33.121	24.222	206	40.281	167	28.618	193	
3	1:39.966	24.653	206	40.714	157	34.599			10	1:32.170	24.250	207	40.329	162	27.591	192	
4	2:26.118	1:16.539	203	41.339	153	28.240	193		11	1:32.020	24.200	206	40.307	162	27.513	193	
5	1:32.372	24.226	207	40.383	159	27.763	193		12	1:31.617	24.182	208	40.183	163	27.252	193	
6	1:32.006	24.194	207	40.324	163	27.488	192		13	1:31.532	24.131	208	40.123	162	27.278	193	
7	1:32.053	24.085	208	40.491	158	27.477	193										

14 Preining, AUT									theoretical besttime: 1:30.733								
1	3:19.305	2:04.078	159	46.054	159	29.173	183		7	1:31.247	24.120	206	40.065	175	27.062	194	
2	1:55.620	25.598	175	57.296	146	32.726	191		8	1:31.256	24.100	207	40.076	176	27.080	194	
3	1:34.113	25.825	194	40.814	169	27.474	192		9	1:31.084	23.944	208	39.944	176	27.196	193	
4	1:32.270	24.119	207	40.528	156	27.623	193		10	1:44.966	24.049	207	47.859	149	33.088	193	
5	1:31.689	24.126	207	40.354	176	27.209	192		10	1:30.999	23.994	207	39.993	174	27.012	195	



ADAC Formel 4

Sector List Qualifying Gruppe A



Provisional

Reg. Nr.: CR 15/2016



Red Bull Ring, Length: 4326m
Air temperature: 30.78°C
Track temperature: 38.16°C
Weather condition: Dry

Friday, July 22, 2016 15:40:00

Lap	Time	SE1	SP1	SE2	SP2	SE3	SP3	TSP	Lap	Time	SE1	SP1	SE2	SP2	SE3	SP3	TSP
6	1:31.294	24.102	207	40.034	174	27.158	193		11	1:30.981	23.933	210	39.788	177	27.260	196	

17 Ciantini, CHE

theoretical besttime: 1:31.290

1	2:10.408	58.262	198	43.174	157	28.972	186		7	1:39.431	24.056	209					183
2	1:42.650	26.891	138	45.790	145	29.969	191		8	1:44.811	26.695	196	48.211	164	29.905	196	
3	1:35.239	24.328	208	41.420	149	29.491	188		9	1:34.827	23.927	211	40.170	173	30.730	191	
4	1:41.211	26.950	166	45.508	153	28.753	191		10	1:32.000	24.297	206	40.205	166	27.498	193	
5	1:32.555	24.204	208	40.349	169	28.002	192		11	1:31.584	24.221	208	40.038	168	27.325	194	
6	1:31.930	24.149	208	40.293	171	27.488	193		12	2:24.510	54.289	146	45.673	145	44.548		
7	1:42.676	24.324	207	46.145	134	32.207	193										

18 Meikup, EST

theoretical besttime: 1:31.924

1	2:49.464	1:36.350	192	44.182	159	28.932	187		5	1:32.714	24.537	204	40.549	168	27.628	192	
2	1:35.868	25.422	200	41.790	163	28.656	189		6	1:32.374	24.397	206	40.454	170	27.523	192	
3	1:33.542	24.674	205	40.951	163	27.917	192		7	1:36.375	26.885	157	41.227	164	28.263	192	
4	1:33.266	24.419	206	40.678	168	28.169	190		7	1:34.085	24.446	208	41.148	164	28.491	190	
4	1:33.507	24.485	207	41.225	164	27.797	191		8	1:32.181	24.388	206	40.244	169	27.549	194	
5	1:32.871	24.412	206	40.698	165	27.761	191		9	1:49.301	24.157	208					

19 Scherer, CHE

theoretical besttime: 1:31.730

1	1:49.694	36.272	185	43.817	154	29.605	189		5	1:32.030	24.285	208	40.213	172	27.532	190	
2	1:33.795	24.770	205	40.779	168	28.246	186		6	1:38.132	24.662	206	40.163	169	33.307		
3	1:33.374	24.657	207	40.841	169	27.876	191		7	3:14.560	2:04.996	199	40.984	171	28.580	193	
3	1:32.523	24.222	208	40.455	167	27.846	190		8	1:32.138	24.242	209	40.196	170	27.700	191	
4	1:32.513	24.255	207	40.561	173	27.697	191		9	1:31.837	24.311	205	40.126	174	27.400	193	
4	1:32.039	24.347	208	40.108	174	27.584	193		10	1:31.919	24.231	208	40.175	171	27.513	191	

20 Kratz, DEU

theoretical besttime: 1:31.845

1	2:40.122	1:27.143	178	44.358	163	28.621	188		7	1:37.611	24.485	207	40.536	171	32.590		
2	1:35.075	25.217	183	41.925	167	27.933	192		8	2:07.841	58.253	200	41.975	167	27.613	194	
3	1:34.129	24.410	207	41.026	173	28.693	176		9	1:32.092	24.333	208	40.252	173	27.507	193	
4	1:33.459	25.028	207	40.677	169	27.754	193		10	1:32.115	24.414	206	40.319	175	27.382	194	
5	1:32.762	24.535	206	40.611	169	27.616	192		11	1:32.233	24.272	206	40.191	175	27.770	187	
6	1:32.812	24.569	207	40.605	173	27.638	192		12	1:34.950	26.393	206	40.893	171	27.664	193	

33 Aberdein, ZAF

theoretical besttime: 1:31.549

1	4:57.242	3:38.698	198	44.970	148	33.574	159		7	1:31.806	24.146	207	40.252	172	27.408	194	
2	1:39.172	26.326	202	44.744	162	28.102	192		8	1:31.772	24.142	207	40.190	172	27.440	194	
3	1:34.351	24.283	209	41.562	163	28.506	194		9	1:32.355	24.057	209	40.242	171	28.056	190	
4	1:32.460	24.162	209	40.518	171	27.780	193		10	1:31.868	24.099	207	40.156	173	27.613	194	
5	1:32.389	24.136	208	40.319	168	27.934	192		10	1:33.281	24.141	210	40.084	173	29.056	194	
6	1:31.983	24.151	207	40.389	171	27.443	194										

44 Vips, ITA

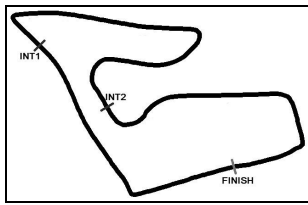
theoretical besttime: 1:31.063

1	2:38.988	1:28.291	199	42.474	160	28.223	189		7	1:31.595	24.176	206	40.074	178	27.345	193	
2	1:32.935	24.445	207	40.681	171	27.809	193		8	1:41.173	24.111	206	47.925	139	29.137	193	
3	1:32.668	24.348	206	40.544	172	27.806	191		9	1:31.441	24.146	207	39.878	181	27.417	194	
3	1:33.305	24.259	208	40.440	176	28.606	191		10	1:31.726	24.019	207	40.426	175	27.281	193	
4	1:32.964	24.247	207	40.238	175	28.479	192		11	1:31.350	24.047	208	40.121	181	27.182	195	
5	1:31.742	24.194	208	40.100	175	27.448	192		12	1:31.097	24.033	208	39.898	182	27.166	194	
6	1:31.905	24.235	206	40.369	175	27.301	193										

45 Wolf, DEU

theoretical besttime: 1:31.547

1	1:58.264	44.776	163	44.705	156	28.783	186		7	1:32.286	24.219	210	40.498	166	27.569	193	
2	1:34.844	25.110	198	41.316	166	28.418	192		8	1:32.101	24.128	209	40.155	171	27.818	193	
3	1:33.915	24.255	210	40.809	167	28.854	190		9	1:31.837	24.116	208	40.301	170	27.420	194	
3	1:36.866	24.324	208	44.129	165	28.413	185		10	1:31.744	23.972	209	40.271	168	27.501	193	
4	1:32.616	24.418	209	40.474	168	27.724	193		11	1:31.974	24.054	209	40.247	166	27.673	189	



ADAC Formel 4

Sector List Qualifying Gruppe A



Provisional

Reg. Nr.: CR 15/2016



Red Bull Ring, Length: 4326m

Air temperature: 30.78°C

Track temperature: 38.16°C

Weather condition: Dry

Friday, July 22, 2016 15:40:00

Lap	Time	SE1	SP1	SE2	SP2	SE3	SP3	TSP	Lap	Time	SE1	SP1	SE2	SP2	SE3	SP3	TSP
5	1:32.236	24.300	209	40.416	168	27.520	192		12	1:31.830	24.116	210	40.270	169	27.444	194	
6	1:36.178	24.229	208	41.712	138	30.237	194										

66 Laaksonen, FIN

theoretical besttime: 1:31.693

1	4:01.431	2:47.932	154	44.836	164	28.663	191		5	1:33.003	24.694	204	40.307	163	28.002	194	
2	1:33.375	24.605	206	40.717	170	28.053	191		6	1:31.929	24.184	205	40.299	173	27.446	193	
2	1:33.327	24.344	208	41.047	166	27.936	193		7	1:32.016	24.137	206	40.233	172	27.646	192	
3	1:32.247	24.260	208	40.314	173	27.673	193		8	1:32.119	24.218	206	40.188	172	27.713	193	
4	1:32.371	24.190	207	40.330	172	27.851	192		9	1:41.387	24.204	206	49.073	159	28.110	193	
5	4:44.982	27.042	142	50.152	168	27.788	192		10	1:31.693	24.089	208	40.166	173	27.438	193	

80 Drugovich, AUT

theoretical besttime: 1:30.992

1	2:27.891	1:13.502	125	45.045	165	29.344	161		7	1:31.732	24.214	207	40.045	173	27.473	192	
2	1:36.582	26.837	183	41.600	166	28.145	190		7	1:31.855	24.051	207	40.285	174	27.519	192	
3	1:34.242	24.186	208	41.939	167	28.117	190		8	1:48.012	27.525	133	50.396	136	30.091	191	
4	1:32.110	24.140	209	40.396	170	27.574	192		8	1:31.630	24.363	205	40.118	171	27.149	193	
5	1:32.053	24.092	209	40.312	170	27.649	191		9	1:31.404	23.997	207	40.146	174	27.261	193	
5	1:40.773	24.250	208	46.835	137	29.688	191		10	1:31.198	23.857	210	39.986	173	27.355	193	
6	1:31.944	24.175	208	40.243	173	27.526	192										

90 Piro, DEU

theoretical besttime: 1:32.201

1	1:47.138	35.373	197	42.916	158	28.849	189		7	1:32.794	24.368	208	40.507	172	27.919	192	
2	1:34.369	24.854	207	41.510	164	28.005	192		8	1:32.308	24.256	208	40.413	167	27.639	194	
3	1:33.486	24.306	211	40.928	167	28.252	189		9	1:32.281	24.169	208	40.484	169	27.628	192	
4	1:34.505	24.383	210	40.638	169	29.484	184		10	1:39.160	24.226	207	41.830	167	33.104		
5	1:33.196	24.643	211	40.704	167	27.849	193		11	2:59.725	1:50.844	204	41.078	167	27.803	193	
6	1:32.952	24.255	210	40.773	168	27.924	189		12	1:33.735	24.160	208	41.118	166	28.457	194	

91 Fernandez Wahbeh, ITA

theoretical besttime: 1:31.391

1	4:48.041	3:36.648	201	43.217	156	28.176	193		6	1:31.773	24.153	209	40.214	173	27.406	197	
2	1:35.841	24.671	187	43.139	170	28.031	194		7	1:31.772	24.329	208	40.101	171	27.342	194	
2	1:32.434	24.226	210	40.615	169	27.593	192		8	1:31.468	24.049	207	40.046	174	27.373	196	
3	1:32.113	24.184	210	40.398	170	27.531	195		9	1:31.530	24.112	207	40.107	172	27.311	195	
4	1:32.099	24.123	210	40.445	173	27.531	195		10	1:31.406	24.036	210	40.044	171	27.326	195	
5	1:32.076	24.292	209	40.293	174	27.491	197										