



ADAC GT Masters

Result List Free Practice Trophy



Provisional

Reg. Nr.: CR 15/2016

Friday, July 22, 2016 13:40:00

Red Bull Ring, Length: 4326m

Air temperature: 30.88°C

Track temperature: 48.61°C

Weather condition: Dry

started : 18 classified : 17 not classified : 1

	Drivers	Team	Car	Lap	Best Time	Gap	Diff	Kph	Day Time
1	7 J.Lee Pepper(ZAF)(J)/D.Abt(DEU)	Bentley Team Abt(DEU)	Bentley Continental GT3	11	1:28.767			175.4	14:07:52
2	8 F.Hamprecht(DEU)(J)/C.Jöns(DEU)	Bentley Team Abt(DEU)	Bentley Continental GT3	9	1:28.961	0.194	0.194	175.0	13:58:55
3	77 J.Gounon(FRA)(J)/D.Keilwitz(DEU)	Callaway Competition(DEU)	Corvette C7 GT3	6	1:29.216	0.449	0.255	174.5	13:55:37
4	29 C.De Phillippi(USA)(J)/C.Mies(DEU)	MontaplastbyLand-Motorsport(DEU)	Audi R8 LMS	15	1:29.260	0.493	0.044	174.4	14:05:38
5	16 L.Stolz(DEU)(J)/G.Tweraser(AUT)	GRT Grasser-Racing-Team(AUT)	LamborghiniHuracanGT3	12	1:29.591	0.824	0.331	173.8	14:06:20
6	28 P.Hoevenaars(NLD)(J)/F.Vervisch(BEL)	MontaplastbyLand-Motorsport(DEU)	Audi R8 LMS	15	1:29.686	0.919	0.095	173.6	14:10:31
7	11 M.Beretta(ITA)(J)/N.Pohler(DEU)(J)	GRT Grasser-Racing-Team(AUT)	LamborghiniHuracanGT3	5	1:29.767	1.000	0.081	173.4	13:49:14
8	36 C.Zanella(CHE)/M.Dienst(DEU)(J)	bigFMRacingTeamSchützMotorsport(I)	Porsche 911 GT3 R	6	1:29.840	1.073	0.073	173.3	14:07:14
9	55 L.Schreier(DEU)(J)/X.Maassen(NLD)	Aust Motorsport(DEU)	Audi R8 LMS	13	1:29.850	1.083	0.010	173.3	14:05:33
10	35 F.Scholze(DEU)(T)/K.Wendlinger(AUT)	Car Collection Motorsport(DEU)	MercedesBenzSLSAMG	14	1:29.857	1.090	0.007	173.3	14:07:22
11	3 P.Kujala(FIN)(J)/M.Pavlovic(SRB)	Bonaldi Motorsport S.r.L(ITA)	LamborghiniHuracanGT3	13	1:29.962	1.195	0.105	173.1	14:09:05
12	13 R.Lips(CHE)(T)/S.Barth(DEU)	RWT - Racing team(DEU)	Corvette Z06.R GT3	4	1:30.161	1.394	0.199	172.7	14:03:38
13	32 E.Zonzini(SMR)(J)/F.Spengler(DEU)	Bonaldi Motorsport S.r.L(ITA)	LamborghiniHuracanGT3	10	1:30.226	1.459	0.065	172.6	14:00:45
14	44 M.Ahlin-Kottulinsky(SWE)(J)/M.Bonanomi(ITA)	Aust Motorsport(DEU)	Audi R8 LMS	12	1:30.640	1.873	0.414	171.8	14:05:13
15	9 A.Weishaupt(DEU)(T)/M.Holzer(DEU)	Bentley Team Abt(DEU)	Bentley Continental GT3	2	1:30.868	2.101	0.228	171.3	13:56:31
16	22 S.Feige(DEU)(T)/B.Schothorst(NLD)	MRS GT-Racing(DEU)	Nissan GT-RNISMOGT3	12	1:31.401	2.634	0.533	170.3	14:07:24
17	69 P.Assenheimer(DEU)(J)/D.Schwager(DEU)	Callaway Competition(DEU)	Corvette C7 GT3	2	1:31.810	3.043	0.409	169.6	14:10:44
Not classified									
	63 R.Ineichen(CHE)(T)/C.Engelhart(DEU)	GRT Grasser-Racing-Team(AUT)	LamborghiniHuracanGT3						

Subject to final scrutineering!

Publications Time:

Clerk of the course:

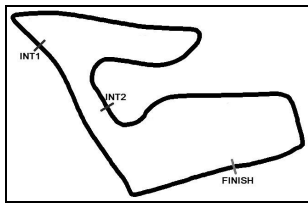
Time Keeping:

ver: 1.0

www.adac.de/motorsport

Page 1/ 1 printed: 22.7.2016 14:12

CERTINA
SWISS WATCHES



ADAC GT Masters

Sector List Free Practice Trophy



Provisional

Reg. Nr.: CR 15/2016

Red Bull Ring, Length: 4326m

Air temperature: 30.88°C

Track temperature: 48.61°C

Weather condition: Dry

Friday, July 22, 2016 13:40:00

Lap	Time	SE1	SP1	SE2	SP2	SE3	SP3	TSP	Lap	Time	SE1	SP1	SE2	SP2	SE3	SP3	TSP
3 Kujala, FIN / Pavlovic, SRB									theoretical besttime: 1:29.625								
1	3:26.914	2:18.593	220	40.562	171	27.759	256		8	1:44.867	25.212	203	45.198	148	34.457		
2	1:30.688	23.277	228	39.788	173	27.623	256		9	3:16.631	1:59.287	206	42.858	137	34.486		
3	1:30.679	23.211	228	39.798	176	27.670	254		10	3:24.173	2:16.407	205	40.221	172	27.545	256	
4	1:30.691	23.267	229	39.722	175	27.702	253		11	1:30.462	23.137	231	39.593	174	27.732	254	
5	1:30.916	23.397	229	39.815	178	27.704	255		12	1:31.033	23.008	232	39.373	180	28.652	253	
6	1:35.145	23.181	231	40.101	170	31.863			13	1:29.962	23.011	231	39.643	170	27.308	257	
7	5:02.715	3:46.052	194	46.366	131	30.297	240		14	1:30.634	22.944	232	40.047	176	27.643	257	

7 Lee Pepper, ZAF / Abt, DEU									theoretical besttime: 1:28.532								
1	8:11.156	6:57.705	185	44.514	147	28.937	259		8	1:36.091	22.544	238	40.471	158	33.076		
2	1:34.900	24.271	225	42.796	161	27.833	261		9	5:47.878	4:41.207	234	39.514	169	27.157	262	
3	1:43.903	24.883	173	45.715	154	33.305	261		10	1:28.884	22.649	237	39.062	173	27.173	260	
4	1:29.350	22.750	235	39.406	173	27.194	263		11	1:28.767	22.646	237	39.154	171	26.967	263	
5	1:33.809	24.194	175	41.755	161	27.860	265		12	1:30.993	22.565	237	39.638	161	28.790	261	
6	1:29.066	22.630	237	39.387	171	27.049	263		13	1:42.686	23.335	215	42.490	156	36.861		
7	1:28.800	22.503	238	39.246	174	27.051	264										

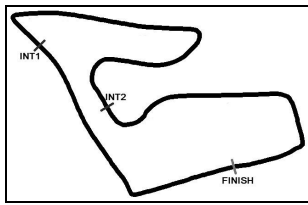
8 Hamprecht, DEU / Jöns, DEU									theoretical besttime: 1:28.833								
1	5:03.630	3:52.589	228	42.726	152	28.315	259		7	3:22.229	2:14.808	234	39.753	165	27.668	263	
2	1:30.102	22.845	237	39.607	163	27.650	261		8	1:29.100	22.669	237	39.224	166	27.207	263	
3	1:29.437	22.690	238	39.418	166	27.329	262		9	1:28.961	22.655	237	39.232	167	27.074	263	
4	1:29.514	22.623	239	39.601	163	27.290	264		10	1:29.428	22.758	237	39.476	166	27.194	263	
5	1:29.273	22.575	239	39.413	169	27.285	263		11	1:29.097	22.625	239	39.199	169	27.273	263	
6	1:33.406	22.560	239	39.361	167	31.485			12	1:34.244	22.648	237	40.130	165	31.466		

9 Weishaupt, DEU / Holzer, DEU									theoretical besttime: 1:30.702								
1	15:00.387	13:47.921	188	43.472	149	28.994	261		5	2:44.609	1:26.354	235	40.828	150	37.427		
2	1:30.868	23.005	235	39.929	153	27.934	261		6	2:50.958	1:25.002	235	44.297	152	41.659		
3	1:39.769	22.839	238	40.444	147	36.486			7	2:48.052	1:23.239	233	44.680	132	40.133		
4	3:15.242	1:54.015	213	42.454	154	38.773											

11 Beretta, ITA / Pohler, DEU									theoretical besttime: 1:29.652								
1	3:09.247	1:48.897	176	49.223	127	31.127	247		9	5:46.110	4:37.759	229	40.293	165	28.058	258	
2	1:34.079	24.571	230	41.311	150	28.197	259		10	1:37.445	23.297	235	45.524	133	28.624	257	
3	1:31.084	23.284	233	40.127	158	27.673	258		11	1:30.622	23.264	235	39.726	164	27.632	259	
4	1:30.281	23.049	233	39.574	162	27.658	259		12	1:33.449	22.980	237	42.227	138	28.242	259	
5	1:29.767	22.924	234	39.307	165	27.536	260		13	1:30.224	22.978	236	39.495	162	27.751	258	
6	1:38.130	22.901	235	46.221	139	29.008	258		14	1:30.100	23.046	235	39.386	169	27.668	259	
7	1:30.080	22.910	235	39.493	167	27.677	260		15	1:29.808	22.809	237	39.413	168	27.586	260	
8	1:35.628	22.966	235	39.620	162	33.042			16	1:30.437	22.923	236	39.787	170	27.727	260	

13 Lips, CHE / Barth, DEU									theoretical besttime: 1:30.091								
1	19:05.277	17:50.562	202	45.090	145	29.625	255		4	1:30.161	22.708	238	39.773	163	27.680	260	
2	1:32.590	23.414	234	40.937	153	28.239	257		5	1:48.407	24.269	176	47.433	129	36.705		
3	1:30.329	22.925	237	39.794	154	27.610	259										

16 Stolz, DEU / Tweraser, AUT									theoretical besttime: 1:29.496								
1	4:48.420	3:38.065	225	41.949	160	28.406	257		9	6:24.068	5:16.821	230	39.842	169	27.405	260	
2	1:30.934	23.379	234	39.852	174	27.703	261		10	1:29.907	22.886	236	39.574	171	27.447	260	
3	1:30.418	22.978	236	39.820	170	27.620	261		11	1:29.794	22.877	236	39.473	174	27.444	260	
4	1:29.991	22.894	236	39.458	169	27.639	260		12	1:29.591	22.915	237	39.325	176	27.351	261	
5	1:30.156	22.828	237	39.868	169	27.460	260		13	1:29.879	22.999	236	39.428	181	27.452	260	
6	1:29.973	22.842	236	39.529	169	27.602	260		14	1:35.116	22.820	236	42.593	130	29.703	258	
7	1:29.890	22.868	237	39.423	168	27.599	261		15	1:42.344	23.023	237	42.315	140	37.006		
8	1:37.047	22.936	237	40.538	147	33.573											



ADAC GT Masters

Sector List Free Practice Trophy



Provisional

Reg. Nr.: CR 15/2016

Friday, July 22, 2016 13:40:00

Red Bull Ring, Length: 4326m

Air temperature: 30.88°C

Track temperature: 48.61°C

Weather condition: Dry

Lap	Time	SE1	SP1	SE2	SP2	SE3	SP3	TSP	Lap	Time	SE1	SP1	SE2	SP2	SE3	SP3	TSP
22 Feige, DEU / Schothorst, NLD									theoretical besttime: 1:31.053								
1	10:32.099	9:21.360	217	42.105	160	28.634	258		8	1:31.966	23.172	241	40.592	165	28.202	260	
2	1:32.647	23.378	237	40.745	160	28.524	260		9	1:31.695	23.252	239	40.559	162	27.884	260	
3	1:32.535	23.281	237	40.772	159	28.482	258		10	1:31.501	23.099	238	40.265	163	28.137	260	
4	1:31.952	23.382	236	40.720	159	27.850	259		11	1:32.402	23.204	239	41.276	164	27.922	260	
5	1:31.526	23.023	238	40.407	170	28.096	262		12	1:31.401	23.257	238	40.214	160	27.930	258	
6	1:32.458	23.796	227	40.588	168	28.074	261		13	2:54.760	22.989	239	1:44.457	111	47.314		
7	1:32.232	23.189	236	40.893	161	28.150	259										

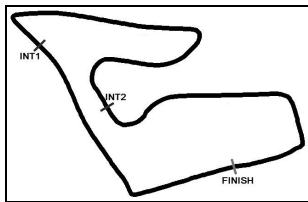
Lap	Time	SE1	SP1	SE2	SP2	SE3	SP3	TSP	Lap	Time	SE1	SP1	SE2	SP2	SE3	SP3	TSP
28 Hoevenaars, NLD / Vervisch, BEL									theoretical besttime: 1:29.510								
1	7:55.474	6:43.199	201	42.944	150	29.331	253		9	2:58.682	1:51.738	228	39.434	168	27.510	258	
2	1:31.285	23.498	230	39.978	165	27.809	257		10	1:29.813	23.097	233	39.363	171	27.353	258	
3	1:30.767	23.130	232	39.964	169	27.673	259		11	1:29.881	23.066	233	39.373	168	27.442	257	
4	1:30.277	23.071	232	39.735	171	27.471	258		12	1:30.166	22.926	233	39.668	171	27.572	259	
5	1:30.140	23.138	232	39.528	167	27.474	257		13	1:29.808	23.089	232	39.274	171	27.445	255	
6	1:29.952	23.027	231	39.462	170	27.463	258		14	1:31.003	22.883	233	40.562	168	27.558	258	
7	1:30.055	23.067	231	39.474	169	27.514	259		15	1:29.686	22.965	233	39.358	168	27.363	258	
8	1:34.308	22.933	232	39.732	162	31.643											

Lap	Time	SE1	SP1	SE2	SP2	SE3	SP3	TSP	Lap	Time	SE1	SP1	SE2	SP2	SE3	SP3	TSP
29 De Phillippi, USA / Mies, DEU									theoretical besttime: 1:29.059								
1	4:34.353	3:19.583	190	45.563	144	29.207	255		9	1:29.885	22.864	233	39.356	175	27.665	260	
2	1:31.953	23.581	230	40.499	164	27.873	257		10	1:30.410	23.437	233	39.748	170	27.225	259	
3	1:30.093	23.124	231	39.465	169	27.504	259		11	1:29.334	22.851	233	39.257	174	27.226	259	
4	1:30.034	23.123	231	39.447	174	27.464	258		12	1:29.299	22.806	233	39.282	173	27.211	260	
5	1:29.663	22.941	233	39.356	175	27.366	259		13	1:29.790	22.903	234	39.720	172	27.167	261	
6	1:29.427	22.991	232	39.169	174	27.267	260		14	1:29.310	22.879	234	39.215	170	27.216	259	
7	1:35.907	22.834	235	40.750	160	32.323	258		15	1:29.260	22.839	234	39.227	174	27.194	260	
8	1:29.634	22.856	233	39.506	170	27.272	260		16	1:33.206	22.794	234	39.098	169	31.314		

Lap	Time	SE1	SP1	SE2	SP2	SE3	SP3	TSP	Lap	Time	SE1	SP1	SE2	SP2	SE3	SP3	TSP
32 Zonzini, SMR / Spengler, DEU									theoretical besttime: 1:30.037								
1	3:52.427	2:44.286	228	40.137	169	28.004	257		9	1:30.770	23.111	232	40.001	175	27.658	258	
2	1:31.020	23.201	231	39.842	178	27.977	257		10	1:30.226	22.982	233	39.572	173	27.672	262	
3	1:31.277	23.439	230	39.802	171	28.036	257		11	1:31.350	23.691	229	40.104	170	27.555	258	
4	1:31.295	23.260	234	39.922	171	28.113	256		12	1:30.561	23.059	233	39.979	173	27.523	259	
5	1:35.902	23.224	235	39.923	175	32.755			13	1:35.494	23.050	236	40.086	159	32.358		
6	4:37.997	3:22.256	190	45.080	149	30.661	229		14	3:03.665	1:55.787	233	40.002	160	27.876	258	
7	1:33.766	24.700	228	40.709	166	28.357	259		15	1:30.643	23.081	237	39.816	169	27.746	259	
8	1:30.796	23.240	233	39.905	174	27.651	259		16	1:30.293	22.942	234	39.652	170	27.699	259	

Lap	Time	SE1	SP1	SE2	SP2	SE3	SP3	TSP	Lap	Time	SE1	SP1	SE2	SP2	SE3	SP3	TSP
35 Scholze, DEU / Wendlinger, AUT									theoretical besttime: 1:29.726								
1	7:19.785	6:00.699	173	48.709	138	30.377	246		9	1:32.006	22.863	238	39.567	168	29.576	258	
2	1:32.794	23.781	237	40.517	165	28.496	259		10	1:34.660	23.562	237	40.202	162	30.896	217	
3	1:30.910	22.890	238	39.386	166	28.634	259		11	1:48.845	27.836	164	48.986	142	32.023	259	
4	1:30.566	22.805	238	39.281	171	28.480	260		12	1:30.755	23.106	240	39.665	173	27.984	261	
5	1:30.130	22.752	238	39.467	169	27.911	263		13	1:30.349	22.677	241	39.788	165	27.884	260	
6	1:30.020	22.744	238	39.380	172	27.896	262		14	1:29.857	22.695	241	39.165	173	27.997	261	
7	1:30.953	22.886	238	40.067	168	28.000	263		15	1:31.444	22.738	239	40.105	170	28.601	261	
8	1:30.412	22.806	238	39.506	168	28.100	260		16	1:31.347	22.969	239	39.545	172	28.833	262	

Lap	Time	SE1	SP1	SE2	SP2	SE3	SP3	TSP	Lap	Time	SE1	SP1	SE2	SP2	SE3	SP3	TSP
36 Zanella, CHE / Dienst, DEU									theoretical besttime: 1:29.840								
1	19:43.248	18:31.430	225	43.646	158	28.172	259		5	1:29.943	22.935	235	39.487	173	27.521	259	
2	1:30.730	23.152	233	39.915	171	27.663	261		6	1:29.840	22.867	234	39.486	171	27.487	261	
3	1:30.331	22.957	236	39.841	176	27.533	261		7	1:34.407	23.003	234	39.590	170	31.814		
4	1:30.058	22.951	235	39.584	180	27.523	261										



ADAC GT Masters

Sector List Free Practice Trophy



Provisional

Reg. Nr.: CR 15/2016

Friday, July 22, 2016 13:40:00

Red Bull Ring, Length: 4326m

Air temperature: 30.88°C

Track temperature: 48.61°C

Weather condition: Dry

Lap	Time	SE1	SP1	SE2	SP2	SE3	SP3	TSP	Lap	Time	SE1	SP1	SE2	SP2	SE3	SP3	TSP
44 Ahlin-Kottulinsky, SWE / Bonanomi, ITA									theoretical besttime: 1:30.410								
1	3:38.103	2:20.744	216	45.981	135	31.378	248		9	1:38.447	23.401	231	40.069	161	34.977		
2	1:35.085	24.364	228	41.536	151	29.185	253		10	6:06.740	4:57.929	226	40.425	162	28.386	254	
3	1:33.174	23.648	229	40.650	157	28.876	251		11	1:31.809	23.471	231	40.422	161	27.916	255	
4	1:32.321	23.673	230	40.284	156	28.364	255		12	1:30.640	23.289	232	39.638	165	27.713	257	
5	1:32.162	23.386	231	40.387	162	28.389	253		13	1:31.774	23.305	232	40.561	169	27.908	258	
6	1:31.745	23.562	231	40.013	159	28.170	256		14	1:30.704	23.078	232	39.770	168	27.856	259	
7	1:31.468	23.392	231	39.941	158	28.135	254		15	1:31.834	23.059	232	40.148	160	28.627	239	
8	1:31.515	23.288	231	40.113	160	28.114	256		16	1:41.635	23.597	232	41.003	152	37.035		
55 Schreier, DEU / Maassen, NLD									theoretical besttime: 1:29.709								
1	3:30.593	2:14.462	171	47.232	149	28.899	255		9	1:34.848	23.078	233	39.512	166	32.258		
2	1:31.317	23.488	231	40.124	163	27.705	258		10	5:23.124	4:15.345	228	40.125	165	27.654	256	
3	1:30.289	23.060	232	39.577	169	27.652	259		11	1:30.783	23.250	233	39.805	163	27.728	258	
4	1:30.031	23.019	232	39.540	168	27.472	259		12	1:30.151	23.105	234	39.438	163	27.608	258	
5	1:31.380	23.004	233	39.777	165	28.599	258		13	1:29.850	23.016	233	39.453	165	27.381	259	
6	1:30.325	22.992	234	39.813	165	27.520	259		14	1:36.094	23.734	230	43.876	89	28.484	258	
7	1:30.072	23.018	234	39.488	164	27.566	259		15	1:29.991	23.065	233	39.473	166	27.453	258	
8	1:30.106	23.165	232	39.336	165	27.605	258		16	1:30.169	23.061	233	39.579	171	27.529	258	
63 Ineichen, CHE / Engelhart, DEU									theoretical besttime:								
1	4:34.082	3:06.694	222	48.997	130	38.391											
69 Assenheimer, DEU / Schwager, DEU									theoretical besttime: 1:31.810								
1	29:12.848	27:55.694	208	47.164	134	29.990	255		2	1:31.810	23.408	234	40.326	154	28.076	258	
77 Gounon, FRA / Keilwitz, DEU									theoretical besttime: 1:28.845								
1	7:54.084	6:40.817	211	44.716	150	28.551	260		8	1:33.930	22.709	235	39.129	169	32.092		
2	1:29.944	23.152	234	39.363	166	27.429	262		9	2:55.532	1:48.616	232	39.684	171	27.232	263	
3	1:29.902	23.006	237	39.400	171	27.496	262		10	1:29.902	23.387	235	39.237	174	27.278	263	
4	1:29.426	22.685	236	39.352	169	27.389	263		11	1:34.318	23.082	236	39.444	170	31.792		
5	1:44.414	23.445	204	47.162	120	33.807	263		12	3:42.982	2:36.566	230	39.264	172	27.152	263	
6	1:29.216	22.779	233	39.008	178	27.429	262		13	1:29.246	22.792	237	39.248	178	27.206	263	
7	1:29.999	22.752	235	39.242	173	28.005	264		14	1:37.481	22.730	238	39.460	171	35.291		