

ADAC Formel 4

Result List Free Practice 1



Provisional

Reg. Nr.: CR 15/2016



Red Bull Ring, Length: 4326m

Air temperature: 19.76°C

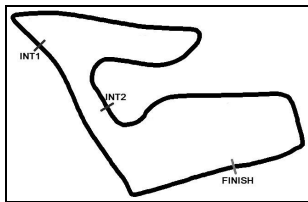
Track temperature: 23.52°C

Weather condition: Dry

Friday, July 22, 2016 8:40:00

started : 35 classified : 35 not classified : 0

Nr.	Drivers	Sponsor	Lap	Best Time	Gap	Diff	Kph	Day Time
Cl.	Car	Competitor						
1	96 J.Mawson(DEU) ADAC Formel 4 powered by Abarth	Van Amersfoort Racing	13	1:30.402			172.2	9:03:28
2	14 T.Preining(AUT) ADAC Formel 4 powered by Abarth	Lechner Racing	13	1:30.448	0.046	0.046	172.1	9:05:59
3	68 J.Correa(ITA) R ADAC Formel 4 powered by Abarth	Prema Powerteam	16	1:30.604	0.202	0.156	171.8	9:08:50
4	2 J.Fittje(DEU) ADAC Formel 4 powered by Abarth	US Racing	16	1:30.610	0.208	0.006	171.8	9:10:06
5	28 K.Schramm(DEU) ADAC Formel 4 powered by Abarth	US Racing	13	1:30.676	0.274	0.066	171.7	9:05:03
6	44 J.Vips(ITA) R ADAC Formel 4 powered by Abarth	Prema Powerteam	18	1:30.677	0.275	0.001	171.7	9:09:56
7	29 M.Schumacher(DEU) ADAC Formel 4 powered by Abarth	Prema Powerteam	14	1:30.741	0.339	0.064	171.6	9:07:13
8	6 M.Ortmann(DEU) ADAC Formel 4 powered by Abarth	ADAC Berlin-Brandenburg e.V.	15	1:30.756	0.354	0.015	171.5	9:08:31
9	91 S.Wahbeh(ITA) ADAC Formel 4 powered by Abarth	RB Racing SA	14	1:30.818	0.416	0.062	171.4	9:08:26
10	13 Y.Brandt(DEU) R ADAC Formel 4 powered by Abarth	Lechner Racing	17	1:30.860	0.458	0.042	171.4	9:09:16
11	5 L.Zendeli(DEU) R ADAC Formel 4 powered by Abarth	ADAC Berlin-Brandenburg e.V.	17	1:30.875	0.473	0.015	171.3	9:11:12
12	66 S.Laaksonen(FIN) ADAC Formel 4 powered by Abarth	Motopark	16	1:30.907	0.505	0.032	171.3	9:09:44
13	33 J.Aberdein(ZAF) R ADAC Formel 4 powered by Abarth	Motopark	13	1:30.920	0.518	0.013	171.2	9:03:26
14	35 K.Laliberte(FRA) ADAC Formel 4 powered by Abarth	Van Amersfoort Racing	14	1:30.948	0.546	0.028	171.2	9:07:10
15	45 T.Wolf(DEU) ADAC Formel 4 powered by Abarth	KUG-Motorsport	15	1:30.951	0.549	0.003	171.2	9:07:48
16	80 F.Drugovich(AUT) R ADAC Formel 4 powered by Abarth	Neuhauser Racing	13	1:30.981	0.579	0.030	171.1	9:04:31
17	81 N.Nielsen(DNK) R ADAC Formel 4 powered by Abarth	Neuhauser Racing	17	1:31.007	0.605	0.026	171.1	9:11:21
18	19 F.Scherer(CHE) R ADAC Formel 4 powered by Abarth	Jenzer Motorsport	16	1:31.018	0.616	0.011	171.1	9:08:04
19	7 O.Söderström(SWE) ADAC Formel 4 powered by Abarth	ADAC Berlin-Brandenburg e.V.	16	1:31.060	0.658	0.042	171.0	9:11:20
20	77 J.van Uiter(NLD) ADAC Formel 4 powered by Abarth	Jenzer Motorsport	17	1:31.117	0.715	0.057	170.9	9:10:09
21	15 M.Waldherr(DEU) ADAC Formel 4 powered by Abarth	Lechner Racing	17	1:31.153	0.751	0.036	170.8	9:10:28
22	27 L.Gachot(GBR) ADAC Formel 4 powered by Abarth	US Racing	16	1:31.227	0.825	0.074	170.7	9:08:00
23	17 D.Ciantini(CHE) ADAC Formel 4 powered by Abarth	Jenzer Motorsport	15	1:31.240	0.838	0.013	170.6	9:07:08
24	25 M.Müller-Crepon(CHE) ADAC Formel 4 powered by Abarth	Van Amersfoort Racing	15	1:31.276	0.874	0.036	170.6	9:08:54
25	8 L.Engstler(DEU) ADAC Formel 4 powered by Abarth	Liqui Moly Team Engstler	14	1:31.458	1.056	0.182	170.2	9:05:15
26	18 J.Meikup(EST) ADAC Formel 4 powered by Abarth	Jenzer Motorsport	16	1:31.516	1.114	0.058	170.1	9:10:31



ADAC Formel 4

Result List Free Practice 1



Provisional

Reg. Nr.: CR 15/2016

Friday, July 22, 2016 8:40:00



Red Bull Ring, Length: 4326m

Air temperature: 19.76°C

Track temperature: 23.52°C

Weather condition: Dry

started : 35 classified : 35 not classified : 0

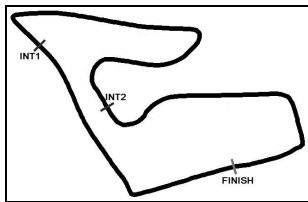
Nr.	Drivers	Sponsor	Lap	Best Time	Gap	Diff	Kph	Day Time
Cl.	Car	Competitor						
27	20 K.Kratz(DEU) ADAC Formel 4 powered by Abarth	Jenzer Motorsport	16	1:31.573	1.171	0.057	170.0	9:08:29
28	40 L.Hoogenboom(NLD) R ADAC Formel 4 powered by Abarth	Van Amersfoort Racing	14	1:31.607	1.205	0.034	170.0	9:05:44
29	90 C.Piro(DEU) ADAC Formel 4 powered by Abarth	Team Piro Sport Interdental	14	1:31.625	1.223	0.018	169.9	9:05:44
30	3 C.Schreiner(DEU) ADAC Formel 4 powered by Abarth	US Racing	16	1:31.703	1.301	0.078	169.8	9:05:45
31	75 J.Esmeijer(NLD) ADAC Formel 4 powered by Abarth	Team Timo Scheider GmbH	10	1:31.906	1.504	0.203	169.4	8:59:17
32	23 J.Hanses(DEU) R ADAC Formel 4 powered by Abarth	Team Timo Scheider GmbH	17	1:32.094	1.692	0.188	169.1	9:11:06
33	99 S.Flörsch(DEU) ADAC Formel 4 powered by Abarth	Motopark	16	1:32.386	1.984	0.292	168.5	9:09:55
34	10 A.Estner(DEU) R ADAC Formel 4 powered by Abarth	RS Competition	13	1:33.546	3.144	1.160	166.4	9:11:33
35	21 M.Halder(DEU) ADAC Formel 4 powered by Abarth	Liqui Moly Team Engstler	16	1:34.249	3.847	0.703	165.2	9:06:46

Subject to final scrutineering!

Publications Time:

Clerk of the course:

Time Keeping:



ADAC Formel 4

Class Result List Free Practice 1



Provisional

Reg. Nr.: CR 15/2016

Friday, July 22, 2016 8:40:00



Red Bull Ring, Length: 4326m
Air temperature: 19.76°C
Track temperature: 23.52°C
Weather condition: Dry

started : 35 classified : 35 not classified : 0

Nr. Drivers Car	Sponsor Competitor	Lap	Best Time	Gap	Diff	Kph	Day Time
--------------------	-----------------------	-----	-----------	-----	------	-----	----------

CLASS: Rookie

Started: 11 Classified: 11 Not Classified: 0

1	68	J.Correa(ITA) ADAC Formel 4 powered by Abarth	Prema Powerteam	16	1:30.604			171.8	9:08:50
2	44	J.Vips(ITA) ADAC Formel 4 powered by Abarth	Prema Powerteam	18	1:30.677	0.073	0.073	171.7	9:09:56
3	13	Y.Brandt(DEU) ADAC Formel 4 powered by Abarth	Lechner Racing	17	1:30.860	0.256	0.183	171.4	9:09:16
4	5	L.Zendeli(DEU) ADAC Formel 4 powered by Abarth	ADAC Berlin-Brandenburg e.V.	17	1:30.875	0.271	0.015	171.3	9:11:12
5	33	J.Aberdein(ZAF) ADAC Formel 4 powered by Abarth	Motopark	13	1:30.920	0.316	0.045	171.2	9:03:26
6	80	F.Drugovich(AUT) ADAC Formel 4 powered by Abarth	Neuhauser Racing	13	1:30.981	0.377	0.061	171.1	9:04:31
7	81	N.Nielsen(DNK) ADAC Formel 4 powered by Abarth	Neuhauser Racing	17	1:31.007	0.403	0.026	171.1	9:11:21
8	19	F.Scherer(CHE) ADAC Formel 4 powered by Abarth	Jenzer Motorsport	16	1:31.018	0.414	0.011	171.1	9:08:04
9	40	L.Hoogenboom(NLD) ADAC Formel 4 powered by Abarth	Van Amersfoort Racing	14	1:31.607	1.003	0.589	170.0	9:05:44
10	23	J.Hanses(DEU) ADAC Formel 4 powered by Abarth	Team Timo Scheider GmbH	17	1:32.094	1.490	0.487	169.1	9:11:06
11	10	A.Estner(DEU) ADAC Formel 4 powered by Abarth	RS Competition	13	1:33.546	2.942	1.452	166.4	9:11:33

Subject to final scrutineering!

Publications Time:

Clerk of the course:

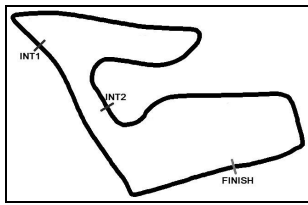
Time Keeping:

ver: 1.0

www.adac.de/motorsport

Page 1/ 1 printed: 22.7.2016 9:12

CERTINA
S W I S S W A T C H E S



ADAC Formel 4

Sector List Free Practice 1



Provisional

Reg. Nr.: CR 15/2016

Friday, July 22, 2016 8:40:00



Red Bull Ring, Length: 4326m
 Air temperature: 19.71°C
 Track temperature: 23.32°C
 Weather condition: Dry

Lap	Time	SE1	SP1	SE2	SP2	SE3	SP3	TSP	Lap	Time	SE1	SP1	SE2	SP2	SE3	SP3	TSP
2 Fittje, DEU									theoretical besttime: 1:30.540								
1	1:51.018	34.345	178	46.419	146	30.254	184		9	1:33.282	23.915	213	41.846	177	27.521	194	
2	1:37.692	26.185	186	42.835	170	28.672	191		10	1:31.574	24.172	210	39.908	181	27.494	193	
3	1:34.554	24.783	208	41.537	172	28.234	193		11	1:30.996	23.892	212	39.773	182	27.331	194	
4	1:36.404	24.551	209	42.991	153	28.862	193		12	1:40.880	23.783	213	41.615	150	35.482		
5	1:32.802	24.422	209	40.620	174	27.760	193		13	6:18.815	5:09.667	183	41.552	178	27.596	195	
6	1:31.872	24.253	211	40.155	178	27.464	195		14	1:36.258	27.080	186	41.531	169	27.647	195	
7	1:31.647	24.130	211	40.243	181	27.274	196		15	1:36.454	25.814	182	41.118	181	29.522	195	
8	1:31.561	24.059	210	39.915	181	27.587	196		16	1:30.610	23.853	211	39.639	183	27.118	196	

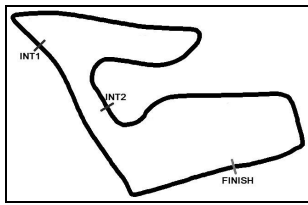
Lap	Time	SE1	SP1	SE2	SP2	SE3	SP3	TSP	Lap	Time	SE1	SP1	SE2	SP2	SE3	SP3	TSP
3 Schreiner, DEU									theoretical besttime: 1:31.496								
1	2:11.542	44.328	139	53.293	121	33.921	165		11	1:32.463	24.154	208	40.537	169	27.772	193	
2	1:49.749	30.535	161	48.018	140	31.196	191		12	1:32.856	24.194	208	40.693	166	27.969	193	
3	1:36.117	24.855	208	42.200	144	29.062	192		13	1:32.306	24.183	209	40.398	168	27.725	194	
4	1:34.487	24.679	208	41.294	154	28.514	192		14	1:32.158	24.125	210	40.405	165	27.628	195	
5	1:33.946	24.596	208	41.116	158	28.234	192		15	1:31.886	24.143	212	40.108	166	27.635	194	
6	1:33.335	24.482	208	40.724	165	28.129	193		16	1:31.703	23.900	213	40.243	167	27.560	195	
7	1:33.438	24.478	208	40.683	161	28.277	192		17	1:31.991	24.087	213	40.416	167	27.488	197	
8	1:33.378	24.426	208	40.568	158	28.384	191		18	1:31.801	23.921	215	40.187	163	27.693	195	
9	1:32.980	24.418	208	40.497	165	28.065	192		19	1:36.735	24.019	213	42.109	144	30.607	192	
10	1:32.763	24.286	208	40.533	167	27.944	192										

Lap	Time	SE1	SP1	SE2	SP2	SE3	SP3	TSP	Lap	Time	SE1	SP1	SE2	SP2	SE3	SP3	TSP
5 Zendeli, DEU									theoretical besttime: 1:30.492								
1	2:52.109	1:23.613	117	54.167	140	34.329	173		10	4:14.114	3:05.333	210	41.009	166	27.772	194	
2	1:54.175	27.880	175	50.998	128	35.297	188		11	1:32.577	24.057	213	40.921	167	27.599	196	
3	1:36.572	25.743	204	42.138	156	28.691	192		12	1:30.955	23.734	214	39.827	168	27.394	196	
4	1:35.916	24.705	207	42.285	163	28.926	194		13	1:30.899	23.783	213	39.598	175	27.518	196	
5	1:33.577	24.186	212	40.643	163	28.748	194		14	1:39.025	26.086	211	45.500	167	27.439	196	
6	1:40.219	31.375	193	40.695	161	28.149	194		15	1:30.985	23.881	212	39.705	167	27.399	195	
7	1:32.141	24.146	211	40.305	165	27.690	194		16	1:31.049	23.891	212	39.932	170	27.226	196	
8	1:46.603	24.008	213	51.963	139	30.632	195		17	1:30.875	23.824	213	39.891	166	27.160	197	
9	1:40.087	24.148	210	42.341	164	33.598											

Lap	Time	SE1	SP1	SE2	SP2	SE3	SP3	TSP	Lap	Time	SE1	SP1	SE2	SP2	SE3	SP3	TSP
6 Ortmann, DEU									theoretical besttime: 1:30.599								
1	2:54.449	1:28.299	111	53.339	127	32.811	170		9	1:31.475	23.966	210	39.974	167	27.535	196	
2	1:53.010	28.569	147	49.511	137	34.930	185		10	1:38.952	24.376	213	40.186	162	34.390		
3	1:36.044	25.357	208	42.071	156	28.616	193		11	5:05.566	3:56.767	206	40.989	164	27.810	194	
4	1:34.321	24.380	211	41.543	161	28.398	193		12	1:31.968	24.089	206	40.403	167	27.476	193	
5	1:33.817	24.473	210	40.939	166	28.405	194		13	1:31.598	23.895	213	40.271	167	27.432	196	
6	1:33.490	24.772	208	40.611	164	28.107	194		14	1:31.036	23.904	213	39.927	168	27.205	196	
7	1:32.318	24.220	208	40.270	166	27.828	193		15	1:30.756	23.656	215	39.799	171	27.301	196	
8	1:31.970	24.083	212	40.157	165	27.730	193		16	1:30.772	23.785	215	39.843	170	27.144	196	

Lap	Time	SE1	SP1	SE2	SP2	SE3	SP3	TSP	Lap	Time	SE1	SP1	SE2	SP2	SE3	SP3	TSP
7 Söderström, SWE									theoretical besttime: 1:30.884								
1	2:56.347	1:29.639	113	54.326	127	32.382	172		9	1:43.264	24.774	209	40.455	167	38.035		
2	1:52.581	27.937	146	49.007	137	35.637	177		10	6:13.215	5:03.828	205	40.967	161	28.420	184	
3	1:37.090	25.187	208	42.841	159	29.062	193		11	1:32.689	24.472	210	40.410	165	27.807	194	
4	1:34.098	24.516	210	41.310	165	28.272	194		12	1:31.767	24.203	212	40.137	166	27.427	197	
5	1:33.288	24.366	213	40.845	166	28.077	194		13	1:31.428	23.808	215	40.097	169	27.523	197	
6	1:33.955	25.117	210	40.638	170	28.200	197		14	1:31.594	24.236	210	39.903	167	27.455	193	
7	1:33.677	24.742	210	41.039	166	27.896	191		15	1:31.383	24.106	212	39.986	168	27.291	196	
8	1:32.396	24.343	210	40.434	164	27.619	194		16	1:31.060	23.984	211	39.903	169	27.173	196	

Lap	Time	SE1	SP1	SE2	SP2	SE3	SP3	TSP	Lap	Time	SE1	SP1	SE2	SP2	SE3	SP3	TSP
8 Engstler, DEU									theoretical besttime: 1:31.458								
1	2:07.413	48.335	147	46.986	144	32.092	165		10	4:14.904	3:03.050	205	41.770	118	30.084	195	
2	1:40.804	27.666	200	43.888	155	29.250	185		11	1:33.176	23.939	214	41.247	159	27.990	192	
3	1:36.674	25.519	201	42.528	156	28.627	191		12	1:32.440	23.990	212	40.871	162	27.579	195	
4	1:34.059	24.571	206	41.321	157	28.167	192		13	1:32.239	23.972	212	40.283	168	27.984	196	
5	1:34.329	24.280	206	41.127	163	28.922	193		14	1:31.458	23.796	214	40.241	167	27.421	196	



ADAC Formel 4

Sector List Free Practice 1



Provisional

Reg. Nr.: CR 15/2016

Friday, July 22, 2016 8:40:00



Red Bull Ring, Length: 4326m

Air temperature: 19.71°C

Track temperature: 23.32°C

Weather condition: Dry

Lap	Time	SE1	SP1	SE2	SP2	SE3	SP3	TSP	Lap	Time	SE1	SP1	SE2	SP2	SE3	SP3	TSP
6	1:33.349	24.183	212	41.388	162	27.778	194		15	1:33.338	25.085	209	40.526	166	27.727	193	
7	1:32.223	24.091	212	40.447	166	27.685	195		16	1:35.061	23.964	213	41.034	147	30.063	195	
8	1:32.421	24.165	209	40.475	170	27.781	191		17	1:32.169	23.904	216	40.517	167	27.748	197	
9	1:39.468	26.705	204	40.660	167	32.103			18	1:36.715	24.590	213	40.562	165	31.563		

10 Estner, DEU

theoretical besttime: 1:33.535

1	3:22.973	2:02.789	121	48.440	137	31.744	178		8	1:40.192	24.673	210	41.203	162	34.316		
2	1:39.342	26.257	201	43.494	139	29.591	186		9	6:57.029	5:46.121	201	42.294	157	28.614	190	
3	1:37.890	25.443	203	43.429	150	29.018	188		10	1:41.174	24.725	205	41.126	161	35.323		
4	1:37.183	26.235	200	42.234	156	28.714	192		11	5:05.567	3:53.944	191	43.411	156	28.212	189	
5	1:34.844	24.817	206	41.622	156	28.405	191		12	1:34.585	24.824	198	41.693	160	28.068	192	
6	1:34.353	24.695	206	41.393	160	28.265	193		13	1:33.546	24.444	210	41.059	162	28.043	193	
7	1:33.926	24.491	207	41.048	157	28.387	192										

13 Brandt, DEU

theoretical besttime: 1:30.724

1	2:20.960	1:03.209	172	47.375	146	30.376	188		10	1:44.064	24.418	208	42.951	162	36.695		
2	1:37.139	25.434	202	42.832	151	28.873	190		11	3:35.331	2:27.138	203	40.691	159	27.502	194	
3	1:35.241	24.766	206	41.495	160	28.980	191		12	1:32.857	24.168	209	41.386	163	27.303	193	
4	1:33.735	24.708	206	40.871	162	28.156	190		13	1:31.864	24.148	209	40.398	156	27.318	195	
5	1:33.007	24.470	207	40.778	156	27.759	193		14	1:31.711	24.096	209	40.200	165	27.415	194	
6	1:31.879	24.274	208	40.354	163	27.251	194		15	1:31.400	24.086	208	40.106	166	27.208	193	
7	1:31.864	24.475	206	40.143	163	27.246	194		16	1:31.171	24.130	210	39.885	161	27.156	194	
8	1:31.820	24.195	208	40.173	163	27.452	194		17	1:30.860	23.984	210	39.899	168	26.977	194	
9	1:31.581	24.093	210	40.031	164	27.457	193		18	1:31.212	23.901	209	39.846	171	27.465	192	

14 Preining, AUT

theoretical besttime: 1:30.280

1	3:36.548	2:16.951	174	47.842	141	31.755	170		9	1:30.989	23.868	213	40.095	177	27.026	195	
2	1:42.517	26.303	199	42.743	161	33.471	191		10	1:37.590	23.914	209	39.963	171	33.713		
3	1:33.470	24.607	204	40.932	165	27.931	192		11	5:17.350	4:09.673	197	40.603	172	27.074	194	
4	1:32.465	24.336	205	40.585	168	27.544	192		12	1:30.798	23.972	208	39.862	175	26.964	194	
5	1:31.863	24.188	206	40.195	170	27.480	194		13	1:30.448	23.962	209	39.671	177	26.815	194	
6	1:31.681	24.143	207	40.116	175	27.422	193		14	1:30.686	24.013	209	39.616	177	27.057	194	
7	1:32.119	24.033	209	40.225	172	27.861	196		15	1:30.666	23.909	210	39.643	177	27.114	194	
8	1:31.169	23.989	207	39.989	173	27.191	195		16	1:32.294	23.849	210	39.652	174	28.793	177	

15 Waldherr, DEU

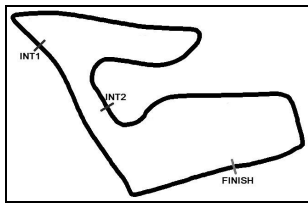
theoretical besttime: 1:31.114

1	2:35.706	1:00.023	129	57.810	117	37.873	169		10	1:32.032	24.230	206	40.314	172	27.488	192	
2	1:53.658	30.153	144	49.680	133	33.825	156		11	1:32.277	24.335	204	40.258	169	27.684	191	
3	1:44.669	30.636	109	45.693	159	28.340	191		12	1:43.261	24.337	206	45.504	164	33.420		
4	1:35.399	24.864	204	42.431	163	28.104	191		13	3:57.871	2:47.100	182	43.265	168	27.506	192	
5	1:33.101	24.371	204	40.906	168	27.824	191		14	1:31.820	24.164	207	40.283	171	27.373	192	
6	1:32.799	24.309	205	40.785	170	27.705	192		15	1:31.393	24.027	208	39.950	171	27.416	192	
7	1:34.413	25.803	203	40.605	168	28.005	193		16	1:33.110	25.641	204	40.184	171	27.285	193	
8	1:33.044	24.892	204	40.606	169	27.546	193		17	1:31.153	24.062	206	39.954	171	27.137	195	
9	1:32.221	24.248	205	40.575	170	27.398	191										

17 Ciantini, CHE

theoretical besttime: 1:31.126

1	2:32.239	1:11.617	144	48.868	135	31.754	169		10	1:31.592	23.995	210	40.073	170	27.524	195	
2	1:41.507	28.211	170	43.918	152	29.378	187		11	1:31.776	23.911	214	40.394	169	27.471	194	
3	1:35.097	25.088	204	41.623	155	28.386	191		12	1:38.672	24.059	209	40.142	170	34.471		
4	1:35.804	24.580	208	43.063	161	28.161	193		13	4:13.395	3:05.100	206	40.601	167	27.694	194	
5	1:33.545	24.708	207	40.738	161	28.099	193		14	1:32.051	24.066	208	40.351	173	27.634	195	
6	1:32.386	24.400	209	40.361	162	27.625	195		15	1:31.240	23.883	210	40.017	170	27.340	194	
7	1:32.442	24.076	212	40.529	163	27.837	193		16	1:31.575	24.096	211	40.223	168	27.256	196	
8	1:34.217	23.963	213	40.973	159	29.281	194		17	1:31.296	23.853	211	40.065	169	27.378	194	
9	1:32.056	24.186	208	40.293	168	27.577	192										



ADAC Formel 4

Sector List Free Practice 1



Provisional

Reg. Nr.: CR 15/2016

Friday, July 22, 2016 8:40:00



Red Bull Ring, Length: 4326m

Air temperature: 19.71°C

Track temperature: 23.32°C

Weather condition: Dry

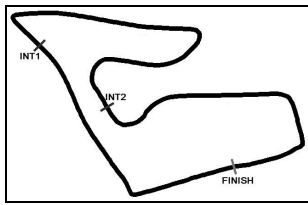
Lap	Time	SE1	SP1	SE2	SP2	SE3	SP3	TSP	Lap	Time	SE1	SP1	SE2	SP2	SE3	SP3	TSP
18 Meikup, EST									theoretical besttime: 1:31.123								
1	2:31.648	1:10.299	147	48.742	127	32.607	167		9	1:32.560	24.166	210	40.627	173	27.767	192	
2	1:43.608	27.818	179	45.233	128	30.557	171		10	1:32.964	24.462	207	40.877	169	27.625	193	
3	1:39.984	27.250	179	43.463	152	29.271	190		11	1:32.195	24.288	208	40.436	166	27.471	193	
4	1:35.136	24.964	205	41.577	160	28.595	190		12	1:31.838	24.337	207	40.119	169	27.382	192	
5	1:39.109	26.439	171	43.964	148	28.706	189		13	1:32.145	24.078	209	40.766	168	27.301	193	
6	1:44.069	24.843	206	41.712	162	37.514			14	1:32.242	24.338	210	40.497	163	27.407	193	
7	5:46.667	4:36.608	204	42.260	165	27.799	191		15	1:31.545	24.302	209	40.065	170	27.178	193	
8	1:33.528	24.330	209	41.587	171	27.611	193		16	1:31.516	24.264	208	39.867	170	27.385	191	

19 Scherer, CHE									theoretical besttime: 1:30.789								
1	2:35.649	1:17.180	151	47.018	153	31.451	184		10	1:31.648	24.163	209	39.978	171	27.507	193	
2	1:37.077	25.611	185	42.308	162	29.158	190		11	1:37.422	24.249	208	39.989	171	33.184		
3	1:34.471	24.825	206	41.515	162	28.131	192		12	3:44.963	2:37.213	206	40.371	169	27.379	195	
4	1:34.273	24.495	207	41.341	166	28.437	191		13	1:31.978	23.854	213	40.670	170	27.454	194	
5	1:33.377	24.732	205	40.711	168	27.934	193		14	1:31.100	23.985	210	39.777	172	27.338	194	
6	1:32.779	24.404	207	40.468	169	27.907	193		15	1:31.196	23.996	210	40.005	175	27.195	193	
7	1:32.420	24.360	207	40.271	169	27.789	193		16	1:31.018	24.063	209	39.740	173	27.215	196	
8	1:32.383	24.414	208	40.329	165	27.640	194		17	1:31.401	23.948	210	39.937	177	27.516	193	
9	1:32.157	24.315	209	40.124	171	27.718	193		18	1:32.504	24.127	209	40.718	174	27.659	195	

20 Kratz, DEU									theoretical besttime: 1:31.474								
1	2:47.201	1:27.198	142	47.780	131	32.223	161		10	1:33.048	24.208	211	40.192	167	28.648	191	
2	1:38.735	26.801	191	42.734	149	29.200	187		11	1:39.680	24.401	208	40.527	172	34.752		
3	1:36.227	24.671	206	41.993	145	29.563	190		12	3:39.221	2:22.628	205	47.653	133	28.940	190	
4	1:34.515	24.875	206	41.276	164	28.364	191		13	1:38.360	24.492	207	45.642	156	28.226	193	
5	1:33.160	24.705	205	40.555	167	27.900	194		14	1:32.306	24.430	209	40.309	172	27.567	192	
6	1:33.900	24.514	209	41.176	169	28.210	192		15	1:32.284	24.278	212	40.549	172	27.457	194	
7	1:34.633	24.444	208	41.363	162	28.826	194		16	1:31.573	24.237	210	39.968	173	27.368	196	
8	1:32.162	24.288	208	40.426	166	27.448	195		17	1:33.536	24.218	210	42.020	166	27.298	196	
9	1:31.982	24.238	209	40.298	169	27.446	196										

21 Halder, DEU									theoretical besttime: 1:33.939								
1	2:36.086	54.170	133	59.709	104	42.207	160		11	1:34.783	24.548	207	41.439	155	28.796	191	
2	1:46.610	28.565	182	46.315	134	31.730	185		12	1:35.855	24.995	207	42.040	156	28.820	190	
3	1:40.149	25.998	201	43.474	143	30.677	188		13	1:34.784	24.457	209	41.809	155	28.518	191	
4	1:37.781	25.266	205	43.010	145	29.505	187		14	1:34.283	24.415	208	41.303	157	28.565	192	
5	1:36.543	25.178	204	42.295	150	29.070	190		15	1:35.169	24.692	206	41.528	156	28.949	192	
6	1:36.474	25.025	204	42.056	153	29.393	191		16	1:34.249	24.342	211	41.180	154	28.727	191	
7	1:36.045	25.023	205	41.821	152	29.201	188		17	1:35.157	24.803	213	41.811	157	28.543	192	
8	1:35.693	25.089	210	41.714	153	28.890	190		18	1:34.255	24.556	207	41.282	160	28.417	192	
9	1:35.107	24.803	203	41.509	155	28.795	193		19	1:36.801	25.267	206	42.809	158	28.725	190	
10	1:36.028	24.510	208	42.462	152	29.056	191										

23 Hanses, DEU									theoretical besttime: 1:31.990								
1	2:49.844	1:30.911	148	47.510	133	31.423	186		10	1:40.852	24.325	206	40.923	150	35.604		
2	1:40.903	26.653	202	44.363	150	29.887	189		11	4:36.059	3:26.128	205	41.560	158	28.371	191	
3	1:37.024	26.119	203	41.752	155	29.153	189		12	1:32.904	24.420	205	40.648	160	27.836	192	
4	1:35.175	25.097	202	41.377	155	28.701	190		13	1:33.036	24.225	205	40.469	165	28.342	192	
5	1:34.505	24.859	204	40.975	159	28.671	194		14	1:32.568	24.334	207	40.482	166	27.752	192	
6	1:34.479	24.826	210	41.238	155	28.415	191		15	1:32.383	24.206	207	40.511	165	27.666	193	
7	1:33.769	24.647	204	40.983	157	28.139	192		16	1:34.037	24.182	206	41.568	158	28.287	195	
8	1:32.992	24.346	205	40.743	160	27.903	192		17	1:32.094	24.082	210	40.573	163	27.439	193	
9	1:32.884	24.318	205	40.641	161	27.925	191										



ADAC Formel 4

Sector List Free Practice 1



Provisional

Reg. Nr.: CR 15/2016

Friday, July 22, 2016 8:40:00



Red Bull Ring, Length: 4326m
 Air temperature: 19.71°C
 Track temperature: 23.32°C
 Weather condition: Dry

Lap	Time	SE1	SP1	SE2	SP2	SE3	SP3	TSP	Lap	Time	SE1	SP1	SE2	SP2	SE3	SP3	TSP
25 Müller-Crepon, CHE									theoretical besttime: 1:31.195								
1	2:46.753	1:17.434	128	53.519	133	35.800	149		9	1:31.791	24.107	208	40.095	173	27.589	194	
2	1:53.302	29.404	200	48.505	116	35.393	188		10	1:34.201	24.429	207	40.784	162	28.988	193	
3	1:35.170	24.928	203	41.704	165	28.538	190		11	1:32.229	24.278	206	40.269	171	27.682	191	
4	1:35.043	24.509	208	42.462	167	28.072	192		12	1:40.446	24.301	208	40.303	170	35.842		
5	1:33.024	24.303	208	40.942	170	27.779	194		13	5:23.605	4:13.709	170	41.755	159	28.141	192	
6	1:34.269	24.330	210	40.489	170	29.450	192		14	1:31.878	24.173	208	40.187	173	27.518	193	
7	1:35.417	26.089	204	40.860	170	28.468	193		15	1:31.276	24.049	209	39.873	171	27.354	194	
8	1:35.133	27.158	203	40.386	172	27.589	193		16	1:33.690	23.968	208	41.921	158	27.801	192	

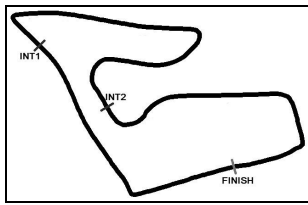
27 Gachot, GBR									theoretical besttime: 1:31.199								
1	1:51.648	36.612	174	44.974	144	30.062	175		10	1:31.754	24.081	212	40.435	173	27.238	196	
2	1:39.115	27.391	199	43.090	149	28.634	192		11	1:31.657	24.165	210	40.246	178	27.246	194	
3	1:35.413	24.594	209	42.055	160	28.764	192		12	1:42.386	23.925	211	40.264	174	38.197		
4	1:34.467	25.365	207	40.890	166	28.212	194		13	4:13.204	3:04.924	205	40.848	171	27.432	195	
5	1:33.643	24.933	209	40.850	167	27.860	194		14	1:32.504	24.178	210	40.253	173	28.073	185	
6	1:32.791	24.337	210	40.557	173	27.897	189		15	1:32.356	24.324	210	40.818	175	27.214	196	
7	1:33.579	24.369	211	41.505	168	27.705	194		16	1:31.227	23.838	212	40.202	166	27.187	196	
8	1:32.294	24.097	211	40.592	176	27.605	196		17	1:32.969	23.894	214	40.174	178	28.901	193	
9	1:31.946	24.052	213	40.441	167	27.453	196		18	1:31.844	24.030	210	40.561	175	27.253	195	

28 Schramm, DEU									theoretical besttime: 1:30.516								
1	2:00.874	47.514	160	43.671	149	29.689	187		10	1:31.334	23.994	212	39.938	174	27.402	195	
2	1:40.813	24.775	208	45.417	129	30.621	190		11	1:31.317	23.820	213	40.102	169	27.395	194	
3	2:08.030	24.560	208	1:06.448	136	37.022			12	1:31.690	23.746	215	40.540	174	27.404	196	
4	5:20.889	4:10.159	201	42.497	160	28.233	193		13	1:30.676	23.820	213	39.581	174	27.275	196	
5	1:33.048	24.344	209	40.788	166	27.916	193		14	1:31.254	23.828	214	40.219	172	27.207	196	
6	1:32.441	24.207	211	40.511	164	27.723	196		15	1:30.873	23.812	213	39.698	173	27.363	196	
7	1:37.650	24.406	213	42.419	137	30.825	194		16	1:30.857	23.728	214	39.899	176	27.230	197	
8	1:31.888	24.026	211	40.132	170	27.730	195		17	1:31.406	23.748	218	40.101	174	27.557	195	
9	1:32.177	24.032	211	40.190	169	27.955	194										

29 Schumacher, DEU									theoretical besttime: 1:30.625								
1	2:03.491	41.371	195	45.861	147	36.259			9	1:45.851	25.169	209	44.523	152	36.159	193	
2	2:46.343	1:29.575	182	48.090	164	28.678	191		10	1:36.852	24.245	209	40.656	171	31.951		
3	1:34.437	24.614	210	41.415	165	28.408	194		11	4:52.859	3:44.397	202	40.903	166	27.559	194	
4	1:44.753	24.226	210	42.027	166	38.500	191		12	1:32.098	24.242	208	40.741	171	27.115	197	
5	1:32.954	24.550	206	40.567	177	27.837	193		13	1:31.184	24.139	209	39.990	174	27.055	196	
6	1:32.248	24.137	209	40.290	172	27.821	192		14	1:30.741	23.951	210	39.844	170	26.946	197	
7	1:37.910	25.868	177	44.299	166	27.743	194		15	1:30.827	23.916	211	39.940	173	26.971	196	
8	1:31.578	24.073	210	40.277	170	27.228	197		16	1:31.050	23.853	211	40.269	180	26.928	197	

33 Aberdein, ZAF									theoretical besttime: 1:30.762								
1	2:26.690	1:05.776	128	49.924	140	30.990	181		10	1:38.108	24.084	210	40.498	170	33.526		
2	1:38.455	25.659	201	43.665	162	29.131	179		11	3:42.227	2:29.184	166	42.805	150	30.238	192	
3	1:33.840	24.762	208	41.081	166	27.997	192		12	1:31.706	24.068	211	40.281	171	27.357	194	
4	1:37.774	24.225	209	45.156	122	28.393	194		13	1:30.920	23.971	210	39.872	173	27.077	197	
5	1:33.703	24.252	208	40.995	170	28.456	193		14	1:33.089	23.813	210	40.946	117	28.330	196	
6	1:33.018	24.201	209	40.832	166	27.985	192		15	1:31.772	24.043	212	39.932	176	27.797	194	
7	1:34.226	25.009	209	41.012	166	28.205	195		16	1:35.092	23.890	211	40.432	159	30.770	196	
8	1:34.221	24.081	211	40.651	164	29.489	194		17	1:32.553	24.009	211	41.080	172	27.464	194	
9	1:31.498	23.958	210	40.132	172	27.408	195		18	1:31.222	24.064	210	39.874	171	27.284	196	

35 Laliberte, FRA									theoretical besttime: 1:30.880								
1	1:58.090	42.205	187	45.825	145	30.060	187		9	1:31.707	24.110	208	40.263	179	27.334	193	
2	1:45.038	25.518	205	42.997	163	36.523			10	1:31.578	24.016	209	40.007	178	27.555	194	
3	4:20.475	3:08.801	199	42.833	167	28.841	188		11	1:38.828	24.204	208	40.912	165	33.712		
4	1:34.227	24.706	205	41.680	170	27.841	193		12	3:24.127	2:16.371	202	40.415	173	27.341	195	
5	1:46.597	26.531	204	51.709	137	28.357	193		13	1:31.335	24.087	208	39.953	175	27.295	195	



ADAC Formel 4

Sector List Free Practice 1



Provisional

Reg. Nr.: CR 15/2016

Friday, July 22, 2016 8:40:00



Red Bull Ring, Length: 4326m

Air temperature: 19.71°C

Track temperature: 23.32°C

Weather condition: Dry

Lap	Time	SE1	SP1	SE2	SP2	SE3	SP3	TSP	Lap	Time	SE1	SP1	SE2	SP2	SE3	SP3	TSP
6	1:32.572	24.151	206	40.808	175	27.613	193		14	1:30.948	24.009	209	39.885	177	27.054	194	
7	1:32.626	23.986	209	40.566	167	28.074	194		15	1:32.279	24.014	210	40.819	175	27.446	194	
8	1:32.326	24.024	209	40.408	177	27.894	193		16	1:31.564	23.941	209	40.175	179	27.448	193	

40 Hoogenboom, NLD

theoretical besttime: 1:31.453

1	2:29.507	1:08.694	149	49.340	135	31.473	169		10	4:15.947	2:59.591	163	46.068	142	30.288	170	
2	1:39.656	27.648	183	43.121	155	28.887	190		11	1:36.808	26.402	201	42.368	160	28.038	192	
3	1:35.284	24.660	205	42.034	154	28.590	190		12	1:33.096	24.361	207	40.852	168	27.883	189	
4	1:33.766	24.560	205	41.288	160	27.918	192		13	1:32.122	24.073	210	40.538	165	27.511	194	
5	1:32.667	24.269	207	40.727	165	27.671	194		14	1:31.607	23.962	210	40.201	171	27.444	194	
6	1:32.790	24.148	209	40.739	160	27.903	195		15	1:32.925	24.505	208	40.769	173	27.651	194	
7	1:32.925	24.567	205	40.684	165	27.674	192		16	1:31.753	23.814	214	40.429	177	27.510	195	
8	1:33.273	24.222	206	41.421	167	27.630	193		17	1:31.834	23.873	212	40.523	168	27.438	194	
9	1:44.246	26.233	205	41.474	168	36.539											

44 Vips, ITA

theoretical besttime: 1:30.646

1	1:52.039	37.323	187	44.938	150	29.778	185		11	1:31.407	24.096	210	40.197	175	27.114	195	
2	1:37.250	26.566	199	42.451	169	28.233	192		12	1:35.212	23.930	211	43.577	152	27.705	195	
3	1:34.365	24.591	210	41.521	163	28.253	193		13	1:32.301	24.016	210	40.016	175	28.269	190	
4	1:34.655	24.238	211	41.577	164	28.840	193		14	1:33.312	24.349	206	40.820	168	28.143	194	
5	1:32.646	24.248	210	40.565	165	27.833	196		15	1:32.275	24.019	210	40.138	177	28.118	185	
6	1:32.283	24.012	209	40.687	159	27.584	195		16	1:32.498	24.291	210	40.812	174	27.395	193	
7	1:31.434	24.094	210	40.121	177	27.219	196		17	1:31.110	23.947	211	40.017	177	27.146	197	
8	1:31.424	24.105	210	40.103	176	27.216	195		18	1:30.677	23.872	211	39.660	176	27.145	197	
9	1:42.018	24.011	210	43.886	166	34.121			19	1:42.870	24.627	212	43.065	162	35.178		
10	3:08.881	2:00.819	204	40.736	172	27.326	195										

45 Wolf, DEU

theoretical besttime: 1:30.907

1	2:47.593	1:24.311	119	51.088	136	32.194	167		10	1:37.851	24.131	210	40.171	171	33.549		
2	1:43.885	28.076	175	45.664	146	30.145	180		11	4:27.510	3:19.425	200	40.547	171	27.538	193	
3	1:41.218	27.538	156	44.516	151	29.164	183		12	1:31.451	24.084	210	39.910	173	27.457	193	
4	1:42.834	27.995	170	44.477	155	30.362	194		13	1:31.202	23.963	210	39.900	176	27.339	194	
5	1:33.881	24.563	209	41.191	164	28.127	193		14	1:31.370	23.945	211	40.204	173	27.221	195	
6	1:32.491	24.497	208	40.401	168	27.593	193		15	1:30.951	23.837	211	39.910	171	27.204	194	
7	1:32.418	24.256	209	40.548	171	27.614	193		16	1:31.388	23.852	212	40.028	168	27.508	193	
8	1:31.974	24.364	209	40.091	171	27.519	195		17	1:31.184	23.906	211	39.866	175	27.412	195	
9	1:31.671	23.966	215	40.320	167	27.385	193										

66 Laaksonen, FIN

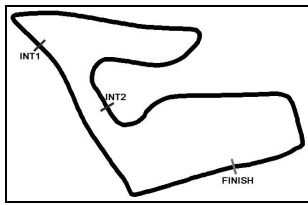
theoretical besttime: 1:30.907

1	2:20.858	1:01.598	167	47.377	147	31.883	174		10	1:41.254	24.022	211	40.546	166	36.686		
2	1:38.987	26.996	185	43.305	155	28.686	192		11	5:35.775	4:18.111	200	49.091	146	28.573	193	
3	1:35.355	24.677	207	42.053	152	28.625	192		12	1:32.292	24.285	209	40.292	175	27.715	195	
4	1:33.746	24.686	207	41.036	167	28.024	192		13	1:32.482	24.050	210	40.144	162	28.288	193	
5	1:32.637	24.322	208	40.656	168	27.659	195		14	1:31.303	24.033	209	40.067	173	27.203	195	
6	1:32.160	24.039	210	40.469	171	27.652	194		15	1:31.204	23.960	210	39.869	175	27.375	194	
7	1:32.037	24.055	210	40.366	170	27.616	196		16	1:30.907	23.903	210	39.807	176	27.197	196	
8	1:31.872	24.062	210	40.370	173	27.440	197		17	1:31.312	23.913	210	39.970	173	27.429	197	
9	1:31.544	23.980	210	40.159	173	27.405	196										

68 Correa, ITA

theoretical besttime: 1:30.415

1	3:18.045	2:02.402	155	45.712	140	29.931	187		10	1:31.618	24.002	211	40.224	171	27.392	195	
2	1:36.310	25.632	201	42.053	161	28.625	189		11	1:41.525	24.065	210	40.103	172	37.357		
3	1:41.957	27.747	150	45.924	168	28.286	191		12	3:37.343	2:29.134	205	40.707	171	27.502	194	
4	1:36.152	25.136	204	42.279	152	28.737	185		13	1:31.241	24.016	210	40.083	176	27.142	194	
5	1:33.545	24.705	209	40.826	171	28.014	190		14	1:30.901	23.960	211	39.747	178	27.194	193	
6	1:32.558	24.360	208	40.570	174	27.628	193		15	1:31.724	24.043	211	40.510	177	27.171	195	
7	1:32.057	24.226	208	40.181	172	27.650	195		16	1:30.604	23.850	212	39.783	175	26.971	197	
8	1:32.067	24.230	208	40.426	172	27.411	194		17	1:34.686	23.697	213	42.510	177	28.479	193	
9	1:32.186	24.140	208	40.749	174	27.297	196										



ADAC Formel 4

Sector List Free Practice 1



Provisional

Reg. Nr.: CR 15/2016

Friday, July 22, 2016 8:40:00



Red Bull Ring, Length: 4326m
Air temperature: 19.71°C
Track temperature: 23.32°C
Weather condition: Dry

Lap	Time	SE1	SP1	SE2	SP2	SE3	SP3	TSP	Lap	Time	SE1	SP1	SE2	SP2	SE3	SP3	TSP
75 Esmeijer, NLD									theoretical besttime: 1:31.713								
1	3:27.964	1:56.880	135	53.415	152	37.669			8	1:32.346	24.305	208	40.316	173	27.725	193	
2	3:06.972	1:49.859	180	46.216	145	30.897	170		9	1:32.053	24.267	208	40.330	175	27.456	193	
3	1:45.518	27.624	171	48.371	135	29.523	190		10	1:31.906	24.339	208	40.122	174	27.445	195	
4	1:37.712	25.445	204	42.996	164	29.271	191		11	1:37.239	24.319	208	40.436	178	32.484		
5	1:34.416	24.657	207	41.109	171	28.650	192		12	7:07.611	5:57.878	198	41.893	168	27.840	194	
6	1:34.542	24.532	206	41.849	166	28.161	194		13	1:31.934	24.153	209	40.139	174	27.642	195	
7	1:33.403	24.448	207	40.708	175	28.247	194		14	1:33.956	24.146	213	40.559	167	29.251	194	

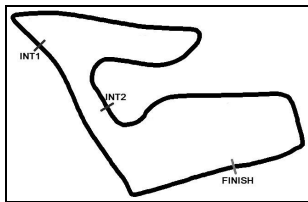
77 van Uiter, NLD									theoretical besttime: 1:31.010								
1	2:16.845	53.611	176	45.173	145	38.061			10	1:31.519	24.146	208	40.111	171	27.262	194	
2	3:31.147	2:18.116	202	43.862	156	29.169	189		11	1:31.894	24.020	208	40.399	167	27.475	194	
3	1:39.132	25.746	171	45.062	158	28.324	190		12	1:31.763	23.957	209	40.469	170	27.337	194	
4	1:33.941	24.652	206	41.207	161	28.082	192		13	1:37.292	24.022	209	40.569	168	32.701		
5	1:33.696	24.953	205	40.867	165	27.876	191		14	2:31.016	1:18.430	179	44.946	167	27.640	193	
6	1:32.727	24.449	206	40.630	169	27.648	193		15	1:31.887	24.153	210	40.118	172	27.616	194	
7	1:32.249	24.201	207	40.394	168	27.654	193		16	1:34.975	24.203	209	40.642	136	30.130	194	
8	1:35.759	24.293	208	43.494	160	27.972	193		17	1:31.117	24.064	209	39.935	172	27.118	194	
9	1:32.065	24.297	207	40.299	170	27.469	193										

80 Drugovich, AUT									theoretical besttime: 1:30.789								
1	2:44.276	1:21.687	123	50.601	147	31.988	160		10	1:31.714	24.059	207	40.261	174	27.394	191	
2	1:45.064	29.324	157	45.477	161	30.263	189		11	1:38.602	24.074	208	39.959	173	34.569		
3	1:35.031	25.155	204	41.637	165	28.239	191		12	4:28.268	3:16.736	166	44.025	167	27.507	193	
4	1:34.403	24.267	208	41.845	166	28.291	191		13	1:30.981	24.060	209	39.810	173	27.111	193	
5	1:32.782	24.441	206	40.672	171	27.669	193		14	1:31.433	24.047	209	40.065	180	27.321	192	
6	1:32.671	24.303	208	40.570	167	27.798	193		15	1:31.300	24.041	208	40.064	173	27.195	192	
7	1:33.307	24.065	212	41.402	164	27.840	191		16	1:31.015	23.913	210	40.036	174	27.066	193	
8	1:32.225	24.183	207	40.358	170	27.684	189		17	1:31.063	24.063	208	39.927	175	27.073	195	
9	1:31.777	24.167	207	40.152	174	27.458	192										

81 Nielsen, DNK									theoretical besttime: 1:30.889								
1	3:07.835	1:49.454	92	47.462	144	30.919	180		10	1:31.798	23.915	209	40.241	173	27.642	192	
2	1:40.488	25.994	198	43.003	156	31.491	186		11	1:39.952	24.019	209	41.212	172	34.721		
3	1:36.792	25.063	206	42.097	155	29.632	189		12	4:45.646	3:35.909	196	42.011	167	27.726	192	
4	1:34.448	24.547	206	41.559	156	28.342	192		13	1:32.285	23.936	209	40.935	170	27.414	193	
5	1:33.104	24.145	209	40.788	165	28.171	194		14	1:33.371	24.023	210	41.951	169	27.397	193	
6	1:33.276	24.384	211	41.024	165	27.868	193		15	1:31.764	23.829	212	40.560	170	27.375	194	
7	1:32.229	23.926	210	40.583	170	27.720	193		16	1:31.066	23.817	211	39.897	170	27.352	194	
8	1:33.841	23.880	212	41.128	157	28.833	191		17	1:31.007	23.791	210	40.015	170	27.201	194	
9	1:32.099	24.180	207	40.468	171	27.451	193										

90 Piro, DEU									theoretical besttime: 1:31.553								
1	1:54.564	36.636	146	47.454	150	30.474	174		10	1:39.388	24.175	209	40.910	159	34.303		
2	1:38.566	26.253	204	43.087	156	29.226	189		11	5:01.365	3:42.515	204	50.796	165	28.054	193	
3	1:34.587	24.774	206	41.427	160	28.386	192		12	1:33.038	24.202	212	40.899	168	27.937	193	
4	1:33.944	24.604	208	41.204	166	28.136	193		13	1:31.962	24.025	213	40.412	166	27.525	195	
5	1:33.691	24.679	208	40.910	165	28.102	192		14	1:31.625	23.934	214	40.154	169	27.537	194	
6	1:33.009	24.385	209	40.753	165	27.871	193		15	1:31.893	23.977	213	40.326	171	27.590	193	
7	1:33.338	24.238	210	41.173	168	27.927	193		16	1:31.749	24.104	210	40.094	170	27.551	193	
8	1:32.554	24.163	210	40.601	169	27.790	193		17	1:33.121	24.132	210	41.312	166	27.677	194	
9	1:32.607	24.143	210	40.731	169	27.733	193										

91 Fernandez Wahbeh, ITA									theoretical besttime: 1:30.818								
1	5:44.322	4:27.348	188	46.759	150	30.215	164		9	1:31.411	24.008	209	40.056	170	27.347	195	
2	1:37.929	25.922	208	42.279	156	29.728	192		10	1:31.103	23.898	213	40.048	171	27.157	197	
3	1:34.008	24.524	211	41.311	163	28.173	194		11	1:41.131	24.196	211	40.826	164	36.109		
4	1:33.298	24.391	210	40.802	166	28.105	194		12	4:00.863	2:52.868	209	40.605	166	27.390	198	
5	1:32.802	24.402	210	40.618	167	27.782	193		13	1:31.893	24.622	214	40.099	172	27.172	197	



ADAC Formel 4

Sector List Free Practice 1



Provisional

Reg. Nr.: CR 15/2016



Red Bull Ring, Length: 4326m

Air temperature: 19.71°C

Track temperature: 23.32°C

Weather condition: Dry

Friday, July 22, 2016 8:40:00

Lap	Time	SE1	SP1	SE2	SP2	SE3	SP3	TSP	Lap	Time	SE1	SP1	SE2	SP2	SE3	SP3	TSP
6	1:32.390	24.149	211	40.626	164	27.615	194		14	1:30.818	23.777	213	39.928	175	27.113	199	
7	1:32.118	24.019	208	40.430	169	27.669	196		15	1:31.190	23.792	214	40.098	170	27.300	196	
8	1:31.888	24.117	213	40.245	169	27.526	196		16	1:32.018	23.908	215	40.651	171	27.459	198	

96 Mawson, DEU

theoretical besttime: 1:30.156

1	1:59.083	43.977	190	45.296	148	29.810	186		10	2:39.744	1:31.732	165	40.939	175	27.073	196	
2	1:45.235	25.424	203	42.730	158	37.081			11	1:30.958	23.688	216	40.050	174	27.220	197	
3	3:15.521	2:06.036	199	41.345	169	28.140	192		12	1:31.045	23.580	216	40.298	173	27.167	195	
4	1:33.147	24.212	208	40.705	167	28.230	192		13	1:30.402	23.826	210	39.733	177	26.843	198	
5	1:32.886	24.281	207	40.683	170	27.922	192		14	1:30.933	23.763	211	39.841	170	27.329	196	
6	1:31.731	24.170	207	40.224	174	27.337	194		15	1:30.723	23.818	211	39.890	178	27.015	196	
7	1:31.296	23.915	208	40.132	175	27.249	194		16	1:30.901	23.713	214	40.248	174	26.940	199	
8	1:31.000	23.849	210	39.927	171	27.224	195		17	1:39.445	23.910	215	40.290	173	35.245		
9	1:35.632	23.843	208	39.821	175	31.968											

99 Flörsch, DEU

theoretical besttime: 1:32.061

1	2:27.201	54.543	142	50.743	127	41.915			10	1:32.899	24.242	210	40.924	167	27.733	196	
2	5:26.815	4:11.137	176	45.943	152	29.735	188		11	1:32.498	24.081	211	40.752	169	27.665	195	
3	1:37.428	25.318	204	42.754	161	29.356	190		12	1:45.078	24.099	210	41.197	170	39.782	193	
4	1:35.767	25.442	208	41.920	163	28.405	192		13	1:32.972	24.623	208	40.504	171	27.845	194	
5	1:34.976	24.742	206	41.907	166	28.327	193		14	1:32.453	24.319	210	40.383	171	27.751	194	
6	1:33.631	24.483	208	41.017	170	28.131	192		15	1:32.393	24.103	211	40.347	169	27.943	194	
7	1:33.138	24.420	208	40.737	171	27.981	192		16	1:32.386	24.112	210	40.315	170	27.959	196	
8	1:32.993	24.400	208	40.586	172	28.007	193		17	1:33.767	24.743	208	41.093	169	27.931	194	
9	1:32.691	24.334	207	40.542	172	27.815	193										