

ADAC TCR Race Weekend - Oschersleben

DMSB Reg. nr: 181/2016

ADAC Formula 4 Result of Free Practice 3

17 - 19 June 2016
Oschersleben - 3696 mtr.

Pos	Nbr	Name / Entrant	Car / CITY	Fastest	In	Gap	Diff	Laps	Km/h
1	2	Jannes Fittje (DEU) Us Racing	ADAC Formel 4 Langenhain - DEU	1:26.505	11			16	153.81
2	96	Joey Mawson (AUS) Van Amersfoort Racing	ADAC Formel 4 Bingen - DEU	1:26.660	6	0.155	0.155	16	153.54
3	14	Thomas Preining (AUT) Lechner Racing	ADAC Formel 4 Linz - AUT	1:26.696	6	0.191	0.036	12	153.47
4	28	Kim Luis Schramm (DEU) Us Racing	ADAC Formel 4 Wümbach - DEU	1:26.733	6	0.228	0.037	13	153.41
5	29	Mick Schumacher (DEU) Prema Powerteam	ADAC Formel 4 Gland - CHE	1:26.741	8	0.236	0.008	12	153.39
6	5	Lirim Zendeli (DEU) Adac Berlin-brandenburg E.v.	ADAC Formel 4 Bochum - DEU	1:26.744	7	0.239	0.003	15	153.39
7	80	Felipe Drugovich (BRA) Neuhauser Racing	ADAC Formel 4 Zell Am Ziller - AUT	1:26.799	13	0.294	0.055	15	153.29
8	68	Manuel Correa (USA) Prema Powerteam Juan	ADAC Formel 4 Montagnola - ITA	1:26.807	5	0.302	0.008	14	153.28
9	6	Mike David Ortmann (DEU) Adac Berlin-brandenburg E.v.	ADAC Formel 4 Ahrensfelde - DEU	1:26.828	9	0.323	0.021	15	153.24
10	77	Van Uiter (NED) Jenzer Motorsport Job	ADAC Formel 4 Dongen - NED	1:26.871	10	0.366	0.043	16	153.17
11	25	Moritz Müller-crepon (CHE) Van Amersfoort Racing	ADAC Formel 4 Rain - CHE	1:26.934	16	0.429	0.063	16	153.05
12	66	Simo Laaksonen (FIN) Motopark	ADAC Formel 4 Ollila - FIN	1:26.994	14	0.489	0.060	15	152.95
13	44	Juri Vips (EST) Prema Powerteam	ADAC Formel 4 Lugano - CHE	1:27.063	9	0.558	0.069	13	152.83
14	15	Michael Waldherr (DEU) Lechner Racing	ADAC Formel 4 Ruderting - DEU	1:27.085	6	0.580	0.022	11	152.79
15	45	Toni Wolf (DEU) Kug-motorsport	ADAC Formel 4 Schönbrunn - DEU	1:27.139	13	0.634	0.054	14	152.69
16	90	Cedric Piro (DEU) Team Piro Sport Interdental	ADAC Formel 4 Heusweiler - DEU	1:27.152	12	0.647	0.013	13	152.67
17	22	Richard Verschoor (NED) Motopark	ADAC Formel 4 Benschop - NED	1:27.203	11	0.698	0.051	16	152.58
18	13	Yannik Brandt (DEU) Lechner Racing	ADAC Formel 4 Forch - CHE	1:27.356	7	0.851	0.153	13	152.31
19	7	Oliver Söderström (SWE) Adac Berlin-brandenburg E.v.	ADAC Formel 4 Bjärred - WE	1:27.447	6	0.942	0.091	15	152.16
20	81	Nicklas Nielsen (DNK) Neuhauser Racing	ADAC Formel 4 Hoemig - DNK	1:27.461	7	0.956	0.014	10	152.13
21	99	Sophia Flörsch (DEU) Motopark	ADAC Formel 4 Grünwald - DEU	1:27.496	13	0.991	0.035	13	152.07
22	9	Ricardo Feller (CHE) Adac Berlin-brandenburg E.v.	ADAC Formel 4 Bözberg - CHE	1:27.512	14	1.007	0.016	15	152.04


Fastest time : 1:26.505 in lap 11 by nbr. 2 : Jannes Fittje (ADAC Formel 4)

Publication-time

Results and Laptimes : www.raceresults.nu

Timekeeping by : RSTime by Time Service BV

Time Printed : 18-06-2016 - 10:36

Race Director	Steward	Timekeeper	
Niels Wittich		H. Roelse - TimeService.nl	
Page 1 of 2	Results remain provisional pending technical examination and decisions from the stewards of the meeting		

ADAC TCR Race Weekend - Oschersleben

DMSB Reg. nr: 181/2016

ADAC Formula 4 Result of Free Practice 3

17 - 19 June 2016
Oschersleben - 3696 mtr.

Pos	Nbr	Name / Entrant	Car / CITY	Fastest	In	Gap	Diff	Laps	Km/h
23	33	Jonathan Aberdein (RSA) Motopark	ADAC Formel 4 Kapstadt - RSA	1:27.515	13	1.010	0.003	13	152.04
24	27	Louis Gachot (ENG) Us Racing	ADAC Formel 4 Malaga - ESP	1:27.584	11	1.079	0.069	13	151.92
25	40	Leonard Hoogenboom (NED) Van Amersfoort Racing	ADAC Formel 4 Numansdorp - NED	1:27.597	15	1.092	0.013	15	151.90
26	19	Fabio Scherer (CHE) Jenzer Motorsport	ADAC Formel 4 Aesch - CHE	1:27.624	10	1.119	0.027	14	151.85
27	23	Julian Hanses (DEU) Team Timo Scheider GmbH	ADAC Formel 4 Hilden - DEU	1:27.743	7	1.238	0.119	15	151.64
28	18	Jan-Erik Meikup (EST) Jenzer Motorsport	ADAC Formel 4 Tallinn - EST	1:27.799	9	1.294	0.056	15	151.55
29	35	Kami Laliberté (CAN) Van Amersfoort Racing	ADAC Formel 4 Cologne - CHE	1:27.941	3	1.436	0.142	8	151.30
30	8	Luca Engstler (DEU) Liqui Moly Team Engstler	ADAC Formel 4 Wiggensbach - DEU	1:28.141	7	1.636	0.200	14	150.96
31	3	Carrie Schreiner (DEU) Us Racing	ADAC Formel 4 Völklingen - DEU	1:28.476	7	1.971	0.335	15	150.39
32	55	Marylin Niederhauser (CHE) Rennsport Rössler	ADAC Formel 4 Oberbalm - CHE	1:29.011	15	2.506	0.535	15	149.48
33	10	Andreas Estner (DEU) Rs Competition	ADAC Formel 4 Warngau - DEU					1	0.00



Fastest time : 1:26.505 in lap 11 by nbr. 2 : Jannes Fittje (ADAC Formel 4)

Publication-time

Results and Laptimes : www.raceresults.nu

Timekeeping by : RSTime by Time Service BV

Time Printed : 18-06-2016 - 10:36

Race Director	Steward	Timekeeper	
Niels Wittich		 H. Roelse - TimeService.nl	
Page 2 of 2	Results remain provisional pending technical examination and decisions from the stewards of the meeting		

ADAC TCR Race Weekend - Oschersleben

DMSB Reg. nr: 181/2016

ADAC Formula 4

17 - 19 June 2016

Laps and Sector Times

Oschersleben - 3696 mtr.

2 Jannes Fittje (DEU)									ADAC Formel 4										
lap	Sect-1	Speed	Sect-2	Speed	Sect-3	Speed	TopSpeed	laptime	pit	lap	Sect-1	Speed	Sect-2	Speed	Sect-3	Speed	Topspeed	laptime	pit
1	Out		34.065	186.2	28.216	173.4		1:39.799		10	32.923		29.714	<u>203.8</u>	24.158	<u>182.4</u>		1:26.795	
2	35.127		31.727	171.4	25.824	180.9		1:32.678		11	32.851		<u>29.619</u>	203.4	<u>24.035</u>	181.8		<u>1:26.505</u>	
3	33.631		29.903	201.9	24.359	180.3		1:27.893		12	<u>32.739</u>		30.107	201.9	In			1:47.615	P
4	33.288		29.799	<u>203.8</u>	24.401	180.9		1:27.488		13	Out		32.744	177.0	24.861	180.0		7:08.411	
5	32.916		30.891	153.6	26.315	181.2		1:30.122		14	33.056		29.792	201.5	24.105	181.5		1:26.953	
6	32.981		29.893	201.9	24.192	181.2		1:27.066		15	33.151		29.852	202.6	24.109	181.5		1:27.112	
7	32.849		29.815	202.6	24.197	181.2		1:26.861		16	32.811		30.984	200.4	24.516	181.8		1:28.311	
8	32.854		29.636	203.4	24.605	182.1		1:27.095		17	32.802		29.803	201.9	24.129	180.6		1:26.734	
9	37.247		30.976	197.8	25.003	<u>182.4</u>		1:33.226		18									

3 Carrie Schreiner (DEU)									ADAC Formel 4										
lap	Sect-1	Speed	Sect-2	Speed	Sect-3	Speed	TopSpeed	laptime	pit	lap	Sect-1	Speed	Sect-2	Speed	Sect-3	Speed	Topspeed	laptime	pit
1	Out		37.296	152.5	29.489	169.1		1:50.037		9	Out		34.062	168.2	26.196	178.5		5:54.266	
2	35.907		33.543	132.2	28.132	177.9		1:37.582		10	33.652		30.437	200.4	24.747	178.8		1:28.836	
3	36.228		31.111	199.6	25.774	178.5		1:33.113		11	3:48.868		32.058	159.8	26.754	179.4		4:47.680	P
4	34.627		30.579	201.1	25.140	178.5		1:30.346		12	33.748		30.472	199.6	<u>24.546</u>	179.7		1:28.766	
5	33.679		30.374	199.3	24.785	179.4		1:28.838		13	33.414		30.394	<u>203.0</u>	26.398	180.9		1:30.206	
6	33.528		<u>30.243</u>	201.1	24.840	179.4		1:28.611		14	<u>33.323</u>		30.371	201.5	25.926	<u>181.2</u>		1:29.620	
7	33.349		30.389	201.1	24.738	180.3		<u>1:28.476</u>		15	33.699		30.335	200.7	24.573	179.4		1:28.607	
8	33.452		31.649	201.1	In			1:49.494	P	16									

5 Lirim Zendeli (DEU)									ADAC Formel 4										
lap	Sect-1	Speed	Sect-2	Speed	Sect-3	Speed	TopSpeed	laptime	pit	lap	Sect-1	Speed	Sect-2	Speed	Sect-3	Speed	Topspeed	laptime	pit
1	Out		33.685	168.0	26.059	175.4		1:40.812		9	32.902		29.669	203.4	In			1:47.975	P
2	34.041		30.511	198.5	24.921	180.0		1:29.473		10	Out		30.364	204.2	24.427	182.7		5:30.089	
3	34.159		30.004	203.8	24.377	<u>184.0</u>		1:28.540		11	4:11.627		32.550	163.1	26.460	182.1		5:10.637	P
4	33.372		29.830	<u>205.3</u>	24.292	181.8		1:27.494		12	32.989		29.844	204.2	<u>24.096</u>	182.7		1:26.929	
5	32.939		29.741	204.9	24.242	182.4		1:26.922		13	35.948		31.530	201.1	24.114	182.4		1:31.592	
6	37.193		29.648	204.5	25.450	182.4		1:32.291		14	32.957		32.274	200.7	24.316	182.1		1:29.547	
7	<u>32.825</u>		<u>29.615</u>	204.9	24.304	181.5		<u>1:26.744</u>		15	33.048		29.735	204.9	24.382	176.5		1:27.165	
8	33.280		31.834	199.3	24.200	181.5		1:29.314		16									

6 Mike David Ortmann (DEU)									ADAC Formel 4										
lap	Sect-1	Speed	Sect-2	Speed	Sect-3	Speed	TopSpeed	laptime	pit	lap	Sect-1	Speed	Sect-2	Speed	Sect-3	Speed	Topspeed	laptime	pit
1	Out		32.586	195.7	25.607	177.1		1:38.983		9	<u>32.880</u>		29.827	203.4	<u>24.121</u>	<u>182.7</u>		<u>1:26.828</u>	
2	34.414		30.651	197.8	24.697	181.5		1:29.762		10	32.973		29.908	203.8	In			1:45.807	P
3	34.701		30.400	204.5	24.998	179.4		1:30.099		11	Out		30.289	202.2	24.308	175.9		9:11.943	
4	33.241		29.878	204.2	24.208	180.0		1:27.327		12	33.172		29.905	203.0	25.396	<u>182.7</u>		1:28.473	
5	32.969		29.920	203.0	24.160	182.1		1:27.049		13	32.964		29.838	204.2	30.382	180.6		1:33.184	
6	33.156		32.890	202.6	24.168	182.4		1:30.214		14	33.110		29.785	<u>205.3</u>	24.159	182.4		1:27.054	
7	32.986		29.999	202.6	24.273	181.5		1:27.258		15	33.056		<u>29.670</u>	204.9	24.124	182.1		1:26.850	
8	33.062		29.807	204.2	24.159	182.4		1:27.028		16									

7 Oliver Söderström (SWE)									ADAC Formel 4										
lap	Sect-1	Speed	Sect-2	Speed	Sect-3	Speed	TopSpeed	laptime	pit	lap	Sect-1	Speed	Sect-2	Speed	Sect-3	Speed	Topspeed	laptime	pit
1	Out		33.629	195.7	26.698	177.4		1:41.083		9	33.079		31.000	190.5	24.818	181.2		1:28.897	
2	34.614		32.435	195.3	25.379	181.2		1:32.428		10	33.124		29.978	203.0	In			1:46.857	P
3	35.779		30.559	201.5	24.871	181.8		1:31.209		11	Out		31.514	201.1	24.728	181.2		9:18.536	
4	33.224		30.128	202.2	24.630	181.8		1:27.982		12	33.359		30.417	201.5	24.630	182.1		1:28.406	
5	<u>33.060</u>		30.063	202.2	24.449	180.3		1:27.572		13	33.221		30.028	<u>204.5</u>	24.953	170.9		1:28.202	
6	33.101		<u>29.895</u>	204.2	24.451	<u>182.7</u>		<u>1:27.447</u>		14	35.607		30.710	203.8	24.702	181.5		1:31.019	
7	33.426		30.090	203.0	24.412	182.1		1:27.928		15	33.273		30.282	203.8	24.507	180.9		1:28.062	
8	33.131		29.935	203.8	<u>24.382</u>	181.8		1:27.448		16									

8 Luca Engstler (DEU)									ADAC Formel 4										
lap	Sect-1	Speed	Sect-2	Speed	Sect-3	Speed	TopSpeed	laptime	pit	lap	Sect-1	Speed	Sect-2	Speed	Sect-3	Speed	Topspeed	laptime	pit
1	Out		32.884	184.0	In			1:53.804	P	8	33.440		30.240	202.6	In			1:47.257	P
2	Out		30.749	202.6	24.752	180.6		2:01.493		9	Out		31.349	201.5	25.821	180.3		6:14.524	
3	34.049		30.411	201.5	24.696	181.5		1:29.156		10	4:16.900		30.354	202.6	24.719	180.9		5:11.973	P
4	33.490		30.209	202.2	24.657	180.9		1:28.356		11	33.457		30.505	201.5	24.694	180.6		1:28.656	
5	49.541		31.654	194.6	25.470	181.2		1:46.665		12	34.208		30.538	202.6	25.098	181.2		1:29.844	
6	33.693		30.445	<u>203.8</u>	24.809	181.5		1:28.947		13	33.448		30.238	201.9	24.732	181.2		1:28.418	

ADAC TCR Race Weekend - Oschersleben

DMSB Reg. nr: 181/2016

ADAC Formula 4

17 - 19 June 2016

Laps and Sector Times

Oschersleben - 3696 mtr.

7	33.366	30.169	203.8	24.606	181.8		1:28.141	14	34.046	30.797	197.4	In	1:51.559 P
---	--------	--------	-------	--------	-------	--	----------	----	--------	--------	-------	----	------------

9 Ricardo Feller (CHE)								ADAC Formel 4											
lap	Sect-1	Speed	Sect-2	Speed	Sect-3	Speed	TopSpeed	laptime	pit	lap	Sect-1	Speed	Sect-2	Speed	Sect-3	Speed	Topspeed	laptime	pit
1	Out		33.488	170.6	26.092	175.6		1:40.206		9	33.398		30.018	203.8	24.654	182.4		1:28.070	
2	34.296		31.452	198.5	25.170	180.0		1:30.918		10	33.455		30.302	203.8	In			1:47.453	P
3	34.114		30.414	203.0	24.821	182.4		1:29.349		11	Out		30.985	197.8	24.880	180.0		8:50.492	
4	33.453		30.196	202.6	24.724	181.5		1:28.373		12	33.776		30.253	201.5	24.681	181.8		1:28.710	
5	33.403		30.091	203.4	24.722	181.8		1:28.216		13	33.449		30.106	203.8	24.488	181.5		1:28.043	
6	33.364		32.405	137.6	25.291	181.5		1:31.060		14	33.203		29.938	204.2	24.371	180.9		<u>1:27.512</u>	
7	34.997		30.229	<u>205.3</u>	24.653	<u>182.7</u>		1:29.879		15	33.342		<u>29.829</u>	204.2	<u>24.350</u>	182.1		1:27.521	
8	33.277		30.329	204.5	24.618	182.4		1:28.224		16									

10 Andreas Estner (DEU)								ADAC Formel 4											
lap	Sect-1	Speed	Sect-2	Speed	Sect-3	Speed	TopSpeed	laptime	pit	lap	Sect-1	Speed	Sect-2	Speed	Sect-3	Speed	Topspeed	laptime	pit
1	Out		<u>34.645</u>	<u>176.2</u>	<u>27.414</u>	<u>170.7</u>		1:50.488		2									

13 Yannik Brandt (DEU)								ADAC Formel 4											
lap	Sect-1	Speed	Sect-2	Speed	Sect-3	Speed	TopSpeed	laptime	pit	lap	Sect-1	Speed	Sect-2	Speed	Sect-3	Speed	Topspeed	laptime	pit
1	Out		35.735	141.7	In			1:59.452	P	8	33.071		32.049	144.4	25.497	<u>181.8</u>		1:30.617	
2	Out		30.738	200.0	24.864	179.1		2:07.726		9	33.084		30.147	202.2	24.401	180.3		1:27.632	
3	33.676		30.408	199.6	24.475	178.5		1:28.559		10	33.207		31.669	198.9	In			1:48.388	P
4	33.063		30.443	200.0	24.502	179.1		1:28.008		11	Out		30.379	198.2	24.494	179.4		9:38.943	P
5	33.161		30.112	201.5	24.865	181.5		1:28.138		12	33.182		29.938	200.0	<u>24.297</u>	180.0		1:27.417	
6	33.171		<u>29.904</u>	<u>203.0</u>	24.371	179.7		1:27.446		13	33.105		30.001	200.7	In			1:45.910	P
7	<u>33.036</u>		29.989	201.5	24.331	180.6		<u>1:27.356</u>		14									

14 Thomas Preining (AUT)								ADAC Formel 4											
lap	Sect-1	Speed	Sect-2	Speed	Sect-3	Speed	TopSpeed	laptime	pit	lap	Sect-1	Speed	Sect-2	Speed	Sect-3	Speed	Topspeed	laptime	pit
1	Out		35.758	160.7	In			2:00.447	P	8	32.999		29.674	<u>204.9</u>	24.217	180.3		1:26.890	
2	Out		35.314	126.5	In			2:40.394	P	9	<u>4:54.418</u>		<u>31.596</u>	149.6	27.822	180.3		5:53.836	P
3	Out		31.079	154.5	In			2:16.869	P	10	32.996		29.797	201.9	<u>23.996</u>	180.9		1:26.789	
4	Out		34.026	194.9	25.806	178.5		6:21.660		11	45.075		32.041	203.0	24.086	180.9		1:41.202	
5	33.163		29.729	201.1	24.154	<u>181.2</u>		1:27.046		12	33.071		29.818	202.6	24.177	179.4		1:27.066	
6	32.995		29.661	202.2	24.040	180.0		<u>1:26.696</u>		13	34.909		31.255	203.0	In			1:51.737	P
7	33.065		32.593	162.7	24.383	179.7		1:30.041		14									

15 Michael Waldherr (DEU)								ADAC Formel 4											
lap	Sect-1	Speed	Sect-2	Speed	Sect-3	Speed	TopSpeed	laptime	pit	lap	Sect-1	Speed	Sect-2	Speed	Sect-3	Speed	Topspeed	laptime	pit
1	Out		38.978	129.5	In			2:12.385	P	7	33.084		30.015	200.0	24.245	179.1		1:27.344	
2	Out		30.488	199.6	24.472	179.7		2:17.568		8	33.163		29.964	198.9	<u>24.053</u>	<u>180.0</u>		1:27.180	
3	33.292		30.254	<u>202.2</u>	24.587	177.6		1:28.133		9	33.252		29.970	200.4	24.267	179.4		1:27.489	
4	33.278		<u>29.770</u>	200.0	24.172	179.1		1:27.220		10	33.107		30.093	199.3	In			1:45.872	P
5	33.057		29.987	198.9	24.506	179.1		1:27.550		11	Out		30.181	200.0	24.427	179.4		3:59.179	
6	<u>33.016</u>		29.896	200.7	24.173	178.8		<u>1:27.085</u>		12									

18 Jan-Erik Meikup (EST)								ADAC Formel 4											
lap	Sect-1	Speed	Sect-2	Speed	Sect-3	Speed	TopSpeed	laptime	pit	lap	Sect-1	Speed	Sect-2	Speed	Sect-3	Speed	Topspeed	laptime	pit
1	Out		33.639	158.8	In			1:58.892	P	9	33.220		30.141	200.0	24.438	180.0		<u>1:27.799</u>	
2	Out		31.651	198.2	25.263	178.2		2:02.230		10	33.327		30.363	199.3	In			1:47.439	P
3	34.116		30.931	199.6	24.482	178.2		1:29.529		11	Out		30.358	200.4	24.697	179.1		3:32.739	
4	33.606		30.955	192.2	25.050	178.2		1:29.611		12	4:09.835		30.549	199.3	24.796	178.5		5:05.180	P
5	33.439		30.372	200.7	24.901	178.5		1:28.712		13	33.368		<u>30.023</u>	200.4	24.494	177.6		1:27.885	
6	33.261		30.138	200.7	<u>24.421</u>	178.2		1:27.820		14	33.286		30.100	<u>201.5</u>	24.739	<u>181.2</u>		1:28.125	
7	33.556		30.250	199.3	24.537	178.5		1:28.343		15	34.171		52.283	196.4	25.368	178.2		1:51.822	
8	<u>33.185</u>		30.110	201.1	24.570	178.5		1:27.865		16	33.431		30.325	200.7	In			1:47.492	P

19 Fabio Scherer (CHE)								ADAC Formel 4											
lap	Sect-1	Speed	Sect-2	Speed	Sect-3	Speed	TopSpeed	laptime	pit	lap	Sect-1	Speed	Sect-2	Speed	Sect-3	Speed	Topspeed	laptime	pit
1	Out		35.907	150.8	In			2:07.070	P	9	Out		30.257	199.6	24.512	179.1		3:52.149	
2	Out		30.890	198.9	24.768	178.5		3:32.098		10	33.215		30.088	200.7	24.321	180.0		<u>1:27.624</u>	
3	34.847		30.189	199.6	24.516	178.8		1:29.552		11	3:38.796		31.472	158.6	25.497	179.4		4:35.765	P
4	33.186		<u>30.039</u>	200.0	24.442	180.0		1:27.667		12	33.353		30.183	198.5	24.525	180.9		1:28.061	
5	33.243		30.131	199.6	24.292	180.0		1:27.666		13	33.463		31.295	201.5	26.830	180.0		1:31.588	

ADAC TCR Race Weekend - Oschersleben

DMSB Reg. nr: 181/2016

ADAC Formula 4

17 - 19 June 2016

Laps and Sector Times

Oschersleben - 3696 mtr.

6	33.337	30.045	202.2	24.634	180.0	1:28.016	14	<u>33.082</u>	30.148	200.0	24.590	<u>181.2</u>	1:27.820
7	37.403	30.599	198.9	<u>24.260</u>	179.7	1:32.262	15	33.565	30.464	<u>203.0</u>	In		1:52.299 P
8	33.252	30.161	198.9	In		1:48.959 P	16						

22 Richard Verschoor (NED)								ADAC Formel 4											
lap	Sect-1	Speed	Sect-2	Speed	Sect-3	Speed	TopSpeed	laptime	pit	lap	Sect-1	Speed	Sect-2	Speed	Sect-3	Speed	Topspeed	laptime	pit
1	Out		36.366	128.7	In			2:09.464 P		9	33.132		29.947	203.0	24.311	<u>181.5</u>			1:27.390
2	Out		31.108	199.6	24.931	179.1		2:21.196		10	34.050		30.089	203.0	24.341	180.9			1:28.480
3	33.842		30.363	200.4	24.264	179.1		1:28.469		11	33.117		<u>29.859</u>	<u>204.5</u>	24.227	180.6			<u>1:27.203</u>
4	33.452		30.088	200.7	<u>24.212</u>	180.3		1:27.752		12	33.064		30.210	201.1	24.269	180.9			1:27.543
5	33.145		30.064	201.5	24.554	180.9		1:27.763		13	5:48.322		30.575	200.0	24.400	180.0			6:43.297 P
6	33.252		30.170	201.5	24.359	179.7		1:27.781		14	33.151		31.402	188.2	25.326	180.6			1:29.879
7	33.216		30.017	200.7	24.327	180.9		1:27.560		15	33.197		29.952	203.8	24.523	181.2			1:27.672
8	33.268		29.980	201.1	24.226	<u>181.5</u>		1:27.474		16	<u>32.992</u>		29.889	<u>204.5</u>	25.126	181.2			1:28.007

23 Julian Hanses (DEU)								ADAC Formel 4											
lap	Sect-1	Speed	Sect-2	Speed	Sect-3	Speed	TopSpeed	laptime	pit	lap	Sect-1	Speed	Sect-2	Speed	Sect-3	Speed	Topspeed	laptime	pit
1	Out		33.021	193.9	25.881	171.2		1:36.802		9	33.450		30.672	199.6	In				1:48.340 P
2	34.317		30.857	199.3	24.768	179.7		1:29.942		10	Out		30.457	201.1	24.717	179.4			5:03.873
3	35.523		30.581	200.0	24.663	179.7		1:30.767		11	33.294		30.032	200.7	24.598	176.5			1:27.924
4	34.182		30.463	199.6	25.056	179.7		1:29.701		12	3:39.357		31.310	199.6	24.844	179.1			4:35.511 P
5	33.899		30.279	200.0	24.617	178.5		1:28.795		13	33.616		30.235	199.6	24.593	179.4			1:28.444
6	34.324		30.398	200.4	24.575	<u>180.3</u>		1:29.297		14	33.311		31.232	201.9	24.575	<u>180.3</u>			1:29.118
7	33.339		<u>29.993</u>	201.9	<u>24.411</u>	179.7		<u>1:27.743</u>		15	<u>33.292</u>		30.776	<u>203.4</u>	24.552	<u>180.3</u>			1:28.620
8	33.432		30.223	201.1	24.668	179.7		1:28.323		16	33.986		30.041	201.5	In				1:49.303 P

25 Moritz Müller-crepon (CHE)								ADAC Formel 4											
lap	Sect-1	Speed	Sect-2	Speed	Sect-3	Speed	TopSpeed	laptime	pit	lap	Sect-1	Speed	Sect-2	Speed	Sect-3	Speed	Topspeed	laptime	pit
1	Out		34.171	163.6	26.091	174.5		1:49.053		9	33.034		30.043	198.9	24.308	178.5			1:27.385
2	34.376		30.838	201.9	24.704	<u>180.6</u>		1:29.918		10	36.420		36.639	180.3	24.549	178.2			1:37.608
3	38.994		30.288	200.0	24.394	179.7		1:33.676		11	40.573		30.597	201.1	In				1:54.981 P
4	33.199		30.027	200.0	25.258	177.6		1:28.484		12	Out		30.236	198.9	24.475	177.6			6:58.364
5	33.039		30.078	199.6	24.345	179.4		1:27.462		13	33.551		30.603	201.5	24.599	180.0			1:28.753
6	33.156		29.972	<u>202.2</u>	24.181	179.4		1:27.309		14	33.279		30.152	200.4	24.390	179.7			1:27.821
7	<u>32.968</u>		<u>29.772</u>	201.9	24.339	178.2		1:27.079		15	33.104		30.016	201.1	24.910	179.4			1:28.030
8	33.206		30.985	176.2	25.318	179.4		1:29.509		16	32.983		29.888	201.9	<u>24.063</u>	179.1			<u>1:26.934</u>

27 Louis Gachot (ENG)								ADAC Formel 4											
lap	Sect-1	Speed	Sect-2	Speed	Sect-3	Speed	TopSpeed	laptime	pit	lap	Sect-1	Speed	Sect-2	Speed	Sect-3	Speed	Topspeed	laptime	pit
1	Out		33.595	186.2	25.794	175.1		1:37.880		8	33.404		30.168	201.5	<u>24.342</u>	180.0			1:27.914
2	34.139		30.648	199.6	25.114	178.5		1:29.901		9	33.263		30.134	200.4	In				1:45.029 P
3	33.673		30.330	199.6	24.838	179.1		1:28.841		10	Out		30.426	200.0	24.483	180.0			11:05.490 P
4	33.434		30.407	199.6	24.596	177.6		1:28.437		11	33.194		<u>30.034</u>	200.0	24.356	179.4			<u>1:27.584</u>
5	33.278		30.104	200.0	24.455	178.2		1:27.837		12	33.138		30.105	187.5	27.448	<u>180.9</u>			1:30.691
6	33.386		34.307	175.0	25.475	180.3		1:33.168		13	37.108		30.284	<u>202.2</u>	24.503	180.3			1:31.895
7	33.205		30.230	201.1	24.416	179.4		1:27.851		14	<u>33.103</u>		30.219	198.2	In				1:47.124 P

28 Kim Luis Schramm (DEU)								ADAC Formel 4											
lap	Sect-1	Speed	Sect-2	Speed	Sect-3	Speed	TopSpeed	laptime	pit	lap	Sect-1	Speed	Sect-2	Speed	Sect-3	Speed	Topspeed	laptime	pit
1	Out		32.818	194.2	25.605	176.2		1:35.466		8	Out		31.613	198.5	24.430	178.8			7:00.576
2	34.014		30.458	198.2	24.518	178.8		1:28.990		9	33.131		29.791	201.5	24.086	179.7			1:27.008
3	33.397		30.329	199.6	24.400	178.2		1:28.126		10	32.916		29.868	200.0	24.379	180.0			1:27.163
4	33.348		29.875	200.4	24.288	178.8		1:27.511		11	4:56.002		35.190	127.5	25.243	179.7			5:56.435 P
5	33.107		29.771	200.4	24.146	178.8		1:27.024		12	33.098		29.882	203.4	25.282	<u>180.6</u>			1:28.262
6	33.005		<u>29.701</u>	200.7	<u>24.027</u>	180.3		<u>1:26.733</u>		13	<u>32.899</u>		29.788	<u>205.3</u>	24.885	180.0			1:27.572
7	33.006		29.862	201.1	In			1:47.138 P		14	32.987		29.773	202.2	In				1:50.941 P

29 Mick Schumacher (DEU)								ADAC Formel 4											
lap	Sect-1	Speed	Sect-2	Speed	Sect-3	Speed	TopSpeed	laptime	pit	lap	Sect-1	Speed	Sect-2	Speed	Sect-3	Speed	Topspeed	laptime	pit
1	Out		32.834	194.9	In			2:08.118 P		7	33.509		30.217	195.7	24.195	180.9			1:27.921
2	Out		31.225	192.9	In			3:00.225 P		8	32.994		29.753	203.0	<u>23.994</u>	180.3			<u>1:26.741</u>
3	Out		30.541	199.6	24.291	180.3		2:07.548		9	<u>32.874</u>		30.124	<u>206.1</u>	24.803	181.2			1:27.801
4	33.404		29.953	201.5	24.337	180.6		1:27.694		10	7:08.032		33.995	104.4	40.146	172.8			8:22.173 P
5	33.007		29.860	203.8	In			1:45.517 P		11	33.378		29.839	204.2	24.002	<u>182.1</u>			1:27.219

ADAC TCR Race Weekend - Oschersleben

DMSB Reg. nr: 181/2016

ADAC Formula 4

17 - 19 June 2016

Laps and Sector Times

Oschersleben - 3696 mtr.

6	Out	31.239	194.2	26.520	180.6	4:13.172	12	33.001	29.725	204.2	24.064	180.3	1:26.790
---	-----	--------	-------	--------	-------	----------	----	--------	--------	-------	--------	-------	----------

33 Jonathan Aberdein (RSA)								ADAC Formel 4											
lap	Sect-1	Speed	Sect-2	Speed	Sect-3	Speed	TopSpeed	laptime	pit	lap	Sect-1	Speed	Sect-2	Speed	Sect-3	Speed	Topspeed	laptime	pit
1	Out		32.713	196.0	26.020	159.6		1:36.872		8	33.366		30.260	200.4	24.511	180.0		1:28.137	
2	34.956		30.619	199.3	25.004	178.8		1:30.579		9	33.252		29.963	201.9	24.368	180.3		1:27.583	
3	34.105		30.415	199.6	24.623	176.5		1:29.143		10	<u>4:32.318</u>		30.689	200.4	24.510	181.2		5:27.517	P
4	33.506		30.080	200.4	24.564	179.1		1:28.150		11	33.300		<u>29.959</u>	202.2	25.415	<u>182.1</u>		1:28.674	
5	33.486		30.062	201.5	24.460	179.7		1:28.008		12	33.302		30.177	200.7	24.533	180.0		1:28.012	
6	33.290		30.541	169.0	In			1:50.403	P	13	33.168		30.001	<u>202.6</u>	<u>24.346</u>	180.6		<u>1:27.515</u>	
7	Out		30.372	201.1	24.492	180.3		5:56.777		14									

35 Kami Laliberté (CAN)								ADAC Formel 4											
lap	Sect-1	Speed	Sect-2	Speed	Sect-3	Speed	TopSpeed	laptime	pit	lap	Sect-1	Speed	Sect-2	Speed	Sect-3	Speed	Topspeed	laptime	pit
1	Out		33.960	191.2	27.934	171.2		1:48.340		5	33.480		31.700	197.8	24.741	179.4		1:29.921	
2	34.754		31.901	200.0	24.923	178.8		1:31.578		6	33.620		31.154	200.7	In			1:51.063	P
3	33.557		<u>30.014</u>	201.5	<u>24.370</u>	179.4		<u>1:27.941</u>		7	Out		31.194	200.7	25.856	<u>180.0</u>		9:17.928	
4	33.441		30.194	200.4	24.699	177.1		1:28.334		8	<u>7:32.579</u>		32.897	200.7	In			8:51.557	P

40 Leonard Hoogenboom (NED)								ADAC Formel 4											
lap	Sect-1	Speed	Sect-2	Speed	Sect-3	Speed	TopSpeed	laptime	pit	lap	Sect-1	Speed	Sect-2	Speed	Sect-3	Speed	Topspeed	laptime	pit
1	Out		36.653	166.4	In			2:10.056	P	9	33.111		30.020	201.9	24.481	<u>180.9</u>		1:27.612	
2	Out		34.652	161.4	26.273	179.1		2:53.506		10	33.683		30.231	200.7	24.431	180.0		1:28.345	
3	34.045		30.893	200.0	25.166	179.4		1:30.104		11	33.240		30.201	<u>202.2</u>	In			1:47.517	P
4	34.315		30.493	200.4	24.641	180.6		1:29.449		12	Out		31.317	200.0	24.705	180.6		6:20.759	
5	33.333		30.423	201.5	24.518	180.3		1:28.274		13	33.279		30.153	200.7	24.474	180.3		1:27.906	
6	33.172		30.183	<u>202.2</u>	24.499	180.0		1:27.854		14	33.752		30.318	201.1	24.352	180.0		1:28.422	
7	33.191		30.156	201.1	24.446	<u>180.9</u>		1:27.793		15	<u>33.008</u>		30.204	201.9	24.385	180.6		1:27.597	
8	33.216		30.120	200.0	24.494	<u>180.9</u>		1:27.830		16	33.097		<u>29.901</u>	<u>202.2</u>	24.230	180.3		<u>1:27.228</u>	

44 Juri Vips (EST)								ADAC Formel 4											
lap	Sect-1	Speed	Sect-2	Speed	Sect-3	Speed	TopSpeed	laptime	pit	lap	Sect-1	Speed	Sect-2	Speed	Sect-3	Speed	Topspeed	laptime	pit
1	Out		34.177	177.9	In			2:08.226	P	8	33.791		30.005	200.7	24.233	179.7		1:28.029	
2	Out		33.833	168.0	In			3:14.532	P	9	33.140		<u>29.793</u>	201.9	24.130	179.1		<u>1:27.063</u>	
3	Out		30.976	197.8	24.759	178.5		2:01.377		10	5:15.734		31.647	200.4	24.490	180.0		6:11.871	P
4	33.360		29.817	201.1	24.366	178.2		1:27.543		11	33.142		29.922	<u>202.6</u>	24.113	179.7		1:27.177	
5	33.308		30.022	201.9	<u>24.024</u>	179.7		1:27.354		12	<u>32.885</u>		30.043	<u>202.6</u>	25.262	<u>180.9</u>		1:28.190	
6	33.373		30.448	200.7	In			1:48.470	P	13	33.019		33.987	159.1	In			1:55.888	P
7	Out		31.637	194.2	24.860	176.8		4:04.606		14									

45 Toni Wolf (DEU)								ADAC Formel 4											
lap	Sect-1	Speed	Sect-2	Speed	Sect-3	Speed	TopSpeed	laptime	pit	lap	Sect-1	Speed	Sect-2	Speed	Sect-3	Speed	Topspeed	laptime	pit
1	Out		35.284	157.4	27.482	162.3		1:50.906		8	33.336		30.168	200.7	In			1:47.778	P
2	38.541		33.408	165.6	25.663	165.7		1:37.612		9	Out		32.022	195.7	24.718	180.3		5:14.152	
3	36.346		34.194	158.4	26.180	157.1		1:36.720		10	4:12.880		30.080	197.8	24.409	180.3		5:07.369	P
4	37.156		33.375	158.6	In			1:55.102	P	11	33.190		29.956	<u>203.8</u>	24.586	<u>182.1</u>		1:27.732	
5	Out		30.552	199.6	24.648	179.1		2:05.417		12	33.222		29.905	203.0	24.592	180.3		1:27.719	
6	33.494		30.324	201.1	24.353	179.1		1:28.171		13	33.125		29.873	202.2	<u>24.141</u>	179.7		<u>1:27.139</u>	
7	33.438		30.253	200.7	24.333	180.3		1:28.024		14	<u>33.049</u>		<u>29.847</u>	202.2	24.465	179.1		1:27.361	

55 Marylin Niederhauser (CHE)								ADAC Formel 4											
lap	Sect-1	Speed	Sect-2	Speed	Sect-3	Speed	TopSpeed	laptime	pit	lap	Sect-1	Speed	Sect-2	Speed	Sect-3	Speed	Topspeed	laptime	pit
1	Out		37.132	190.5	28.059	174.0		1:53.485		9	33.848		30.685	195.7	24.893	175.9		1:29.426	
2	37.117		33.414	192.9	26.918	177.1		1:37.449		10	33.876		31.259	197.4	In			1:51.338	P
3	36.097		31.411	196.4	25.790	176.8		1:33.298		11	Out		31.049	195.3	24.976	177.4		8:33.010	
4	34.207		31.112	193.5	25.076	176.8		1:30.395		12	33.933		30.842	196.4	24.876	176.5		1:29.651	
5	34.913		31.073	195.3	25.131	174.5		1:31.117		13	33.836		<u>30.576</u>	197.8	<u>24.617</u>	177.4		1:29.029	
6	34.242		30.649	198.2	24.690	176.5		1:29.581		14	33.733		30.702	197.8	24.809	177.6		1:29.244	
7	34.108		30.618	<u>199.6</u>	24.821	177.6		1:29.547		15	<u>33.614</u>		30.605	196.7	24.792	<u>177.9</u>		<u>1:29.011</u>	
8	33.752		30.854	197.4	24.671	<u>177.9</u>		1:29.277		16									

ADAC TCR Race Weekend - Oschersleben

DMSB Reg. nr: 181/2016

ADAC Formula 4

17 - 19 June 2016

Laps and Sector Times

Oschersleben - 3696 mtr.

66 Simo Laaksonen (FIN)									ADAC Formel 4										
lap	Sect-1	Speed	Sect-2	Speed	Sect-3	Speed	TopSpeed	laptime	pit	lap	Sect-1	Speed	Sect-2	Speed	Sect-3	Speed	Topspeed	laptime	pit
1	Out		33.142	160.7	25.743	179.7		1:36.608		9	33.017		29.940	200.4	24.311	180.0		1:27.268	
2	33.960		30.223	200.7	24.776	179.7		1:28.959		10	33.331		30.682	201.5	In			1:48.567	P
3	39.205		30.228	201.1	25.708	179.7		1:35.141		11	Out		30.611	196.0	27.213	180.3		8:20.533	
4	33.457		29.994	202.2	24.383	180.9		1:27.834		12	33.352		30.105	203.4	25.951	181.8		1:29.408	
5	33.558		30.075	200.4	24.548	181.2		1:28.181		13	32.974		29.915	<u>203.8</u>	24.330	182.1		1:27.219	
6	33.251		29.956	201.9	24.472	180.6		1:27.679		14	<u>32.858</u>		<u>29.823</u>	<u>203.8</u>	24.313	<u>182.7</u>		<u>1:26.994</u>	
7	33.189		30.066	201.9	24.352	179.7		1:27.607		15	32.981		30.016	203.4	24.246	182.1		1:27.243	
8	33.165		29.956	201.5	<u>24.212</u>	181.5		1:27.333		16									

68 Manuel Correa (USA)									ADAC Formel 4										
lap	Sect-1	Speed	Sect-2	Speed	Sect-3	Speed	TopSpeed	laptime	pit	lap	Sect-1	Speed	Sect-2	Speed	Sect-3	Speed	Topspeed	laptime	pit
1	Out		35.968	163.4	In			2:22.507	P	9	42.501		31.670	199.3	24.422	180.3		1:38.593	
2	Out		30.401	200.7	In			3:01.208	P	10	33.134		29.736	203.8	24.246	180.0		1:27.116	
3	Out		30.527	200.0	24.335	179.7		1:57.850		11	32.994		29.890	202.6	24.168	180.6		1:27.052	
4	33.210		29.950	201.9	24.167	180.3		1:27.327		12	5:31.422		34.513	191.2	24.960	179.4		6:30.895	P
5	32.924		29.815	202.2	<u>24.068</u>	<u>180.9</u>		<u>1:26.807</u>		13	33.381		29.758	201.9	24.174	179.7		1:27.313	
6	32.954		29.746	202.6	24.183	<u>180.9</u>		1:26.883		14	32.948		29.789	203.4	24.077	<u>180.9</u>		1:26.814	
7	33.064		29.741	202.2	24.174	<u>180.9</u>		1:26.979		15	32.959		<u>29.716</u>	<u>205.7</u>	24.659	180.6		1:27.334	
8	<u>32.887</u>		30.060	201.9	24.141	<u>180.9</u>		1:27.088		16									

77 Van Uitert (NED)									ADAC Formel 4										
lap	Sect-1	Speed	Sect-2	Speed	Sect-3	Speed	TopSpeed	laptime	pit	lap	Sect-1	Speed	Sect-2	Speed	Sect-3	Speed	Topspeed	laptime	pit
1	Out		35.341	182.7	25.412	177.4		1:45.136		9	33.099		29.888	201.5	24.128	178.2		1:27.115	
2	33.974		30.658	198.5	26.194	179.7		1:30.826		10	33.000		<u>29.838</u>	202.2	<u>24.033</u>	179.1		<u>1:26.871</u>	
3	36.549		30.935	200.4	25.062	177.4		1:32.546		11	32.962		29.968	202.6	24.073	180.0		1:27.003	
4	33.319		30.018	199.6	24.302	178.5		1:27.639		12	4:30.468		30.098	198.5	26.665	179.7		5:27.231	P
5	33.199		30.083	200.4	24.251	180.0		1:27.533		13	33.038		30.126	200.4	24.138	180.0		1:27.302	
6	33.205		30.159	<u>203.8</u>	In			1:46.745	P	14	<u>32.951</u>		29.913	202.6	24.235	<u>180.3</u>		1:27.099	
7	Out		30.039	199.6	24.504	180.0		3:33.188		15	32.994		30.264	203.4	27.873	180.0		1:31.131	
8	33.137		29.969	200.7	24.193	179.7		1:27.299		16	32.986		29.877	202.6	24.108	179.1		1:26.971	

80 Felipe Drugovich (BRA)									ADAC Formel 4										
lap	Sect-1	Speed	Sect-2	Speed	Sect-3	Speed	TopSpeed	laptime	pit	lap	Sect-1	Speed	Sect-2	Speed	Sect-3	Speed	Topspeed	laptime	pit
1	Out		37.498	135.3	27.199	150.2		1:43.030		9	33.126		30.107	197.4	In			1:48.170	P
2	36.742		31.977	184.9	26.081	170.4		1:34.800		10	Out		35.227	159.3	25.587	168.8		5:12.832	
3	34.263		30.109	202.2	24.603	179.1		1:28.975		11	4:17.935		33.277	145.0	25.332	180.0		5:16.544	P
4	33.437		32.876	136.7	27.270	179.1		1:33.583		12	33.213		29.883	201.9	24.062	180.3		1:27.158	
5	33.044		29.825	201.1	24.311	180.3		1:27.180		13	32.925		29.853	202.2	<u>24.021</u>	<u>184.3</u>		<u>1:26.799</u>	
6	33.117		29.883	200.4	24.304	179.7		1:27.304		14	<u>32.895</u>		31.234	189.5	24.755	180.9		1:28.884	
7	33.047		29.957	<u>203.0</u>	24.269	180.9		1:27.273		15	32.897		<u>29.735</u>	<u>203.0</u>	24.266	180.0		1:26.898	
8	36.674		36.976	170.1	24.618	179.1		1:38.268		16									

81 Nicklas Nielsen (DNK)									ADAC Formel 4										
lap	Sect-1	Speed	Sect-2	Speed	Sect-3	Speed	TopSpeed	laptime	pit	lap	Sect-1	Speed	Sect-2	Speed	Sect-3	Speed	Topspeed	laptime	pit
1	Out		33.231	178.5	26.177	171.5		1:37.163		6	33.224		30.128	199.6	24.497	179.1		1:27.849	
2	34.803		30.975	199.3	25.033	178.8		1:30.811		7	33.113		<u>30.029</u>	<u>201.9</u>	24.319	178.8		<u>1:27.461</u>	
3	33.481		30.387	199.6	24.426	<u>179.7</u>		1:28.294		8	<u>33.033</u>		30.175	195.7	24.435	179.1		1:27.643	
4	33.260		30.193	200.4	<u>24.277</u>	178.8		1:27.730		9	33.154		30.419	198.9	In			1:47.866	P
5	33.255		31.919	169.0	27.938	<u>179.7</u>		1:33.112		10	Out		32.814	193.5	25.651	175.1		5:09.168	

90 Cedric Piro (DEU)									ADAC Formel 4										
lap	Sect-1	Speed	Sect-2	Speed	Sect-3	Speed	TopSpeed	laptime	pit	lap	Sect-1	Speed	Sect-2	Speed	Sect-3	Speed	Topspeed	laptime	pit
1	Out		35.118	154.7	27.198	176.5		1:51.301		8	33.120		30.179	201.1	In			1:46.822	P
2	34.732		31.112	199.6	25.146	180.3		1:30.990		9	Out		36.587	198.2	25.594	180.6		6:12.002	
3	34.310		31.347	202.2	24.684	179.1		1:30.341		10	5:00.886		30.395	199.3	26.122	180.9		5:57.403	P
4	33.414		30.240	202.6	24.441	180.3		1:28.095		11	33.257		30.051	202.6	24.321	<u>182.1</u>		1:27.629	
5	33.256		30.104	201.9	24.303	180.3		1:27.663		12	<u>33.024</u>		<u>29.902</u>	<u>203.8</u>	24.226	181.8		<u>1:27.152</u>	
6	33.196		29.970	202.2	24.338	181.2		1:27.504		13	33.160		41.684	192.2	25.545	181.2		1:40.389	
7	33.260		29.972	203.4	<u>24.215</u>	180.9		1:27.447		14	33.211		30.113	203.0	In			1:47.017	P

ADAC TCR Race Weekend - Oschersleben

DMSB Reg. nr: 181/2016

ADAC Formula 4

17 - 19 June 2016

Laps and Sector Times

Oschersleben - 3696 mtr.

96 Joey Mawson (AUS)									ADAC Formel 4										
lap	Sect-1	Speed	Sect-2	Speed	Sect-3	Speed	TopSpeed	laptime	pit	lap	Sect-1	Speed	Sect-2	Speed	Sect-3	Speed	Topspeed	laptime	pit
1	Out		37.541	158.8	In			2:08.975	P	10	32.996		29.999	202.2	24.266	180.0		1:27.261	
2	Out		30.371	204.2	24.855	182.7		2:20.212		11	32.962		29.889	203.4	24.136	180.6		1:26.987	
3	32.972		29.855	203.4	24.255	180.6		1:27.082		12	32.921		29.758	204.9	In			1:45.768	P
4	32.766		29.867	200.4	24.233	179.7		1:26.866		13	Out		30.429	203.0	26.658	181.5		5:46.009	
5	32.888		29.827	202.2	24.148	181.2		1:26.863		14	32.949		29.725	203.8	24.222	181.8		1:26.896	
6	32.882		29.800	203.0	23.978	180.9		1:26.660		15	32.900		29.851	204.9	24.079	182.1		1:26.830	
7	32.835		29.720	203.4	24.148	180.9		1:26.703		16	32.930		29.939	206.1	24.586	182.4		1:27.455	
8	32.950		29.810	202.6	24.080	181.2		1:26.840		17	35.221		33.803	204.5	In			1:54.367	P
9	32.871		29.875	204.9	24.342	181.5		1:27.088		18									

99 Sophia Flörsch (DEU)									ADAC Formel 4										
lap	Sect-1	Speed	Sect-2	Speed	Sect-3	Speed	TopSpeed	laptime	pit	lap	Sect-1	Speed	Sect-2	Speed	Sect-3	Speed	Topspeed	laptime	pit
1	Out		35.304	159.1	26.845	180.0		1:39.068		8	33.169		30.060	202.6	24.446	180.9		1:27.675	
2	34.064		30.353	201.9	24.570	181.5		1:28.987		9	33.238		30.107	201.9	In			1:46.748	P
3	33.470		30.183	204.2	24.654	181.8		1:28.307		10	Out		30.506	200.7	24.625	180.6		10:09.293	P
4	33.325		29.984	202.6	24.400	181.2		1:27.709		11	33.383		30.089	203.0	24.364	181.5		1:27.836	
5	33.203		30.044	203.0	24.259	182.1		1:27.506		12	33.204		30.061	204.5	24.635	180.0		1:27.900	
6	33.208		30.120	204.2	24.341	182.1		1:27.669		13	33.177		30.011	203.8	24.308	182.1		1:27.496	
7	33.261		30.000	202.2	24.244	181.2		1:27.505		14	33.430		30.812	202.6	In			1:54.464	P