

ADAC TCR Race Weekend - Oschersleben

DMSB Reg. nr: 181/2016

ADAC TCR Germany Provisional Result Qualifying 1

17 - 19 June 2016
Oschersleben - 3696 mtr.

Pos	Nbr	Name / Entrant	Car / CITY	Fastest	In	Gap	Diff	Laps	Km/h
1	99	Josh Files (GBR) Target Competition 1	Honda Civic TCR Norwich	1:35.774	4			7	138.93
2	41	Steve Kirsch (GER) HONDA TEAM ADAC	Honda Civic TCR Chemnitz	1:35.793	5	0.019	0.019	6	138.90
3	11	Jürgen Schmarl (AUT) Target Competition 1	Honda Civic TCR Innsbruck	1:36.060	7	0.286	0.267	9	138.51
4	28	Pascal Eberle (SUI) Steibel Motorsport	SEAT Leon Cup Racer Kaltbrunn	1:36.304	8	0.530	0.244	9	138.16
5	88	Dominik Fugel (GER) HONDA TEAM ADAC	Honda Civic TCR Chemnitz	1:36.305	4	0.531	0.001	8	138.16
6	22	Harald Proczyk (AUT) HP Racing	SEAT Leon Cup Racer Scherzgingen	1:36.327	11	0.553	0.022	11	138.13
7	8	Tom Lautenschlager (GER) Junior Team Engstler	VW Golf GTI TCR Grafeneu	1:36.341	9	0.567	0.014	10	138.11
8	59	Mike Beckhusen (GER) Target Competition 2	Honda Civic TCR Berlin	1:36.364	7	0.590	0.023	8	138.08
9	61	Mario Dablander (AUT) Wolf-power Racing	SEAT Leon Cup Racer Ötztal	1:36.535	8	0.761	0.171	11	137.83
10	6	Tim Zimmermann (GER) Junior Team Engstler	VW Golf GTI TCR Langenargen	1:36.602	6	0.828	0.067	8	137.74
11	10	Antti Buri (FIN) LMS Racing	SEAT Leon Cup Racer Turku	1:36.720	6	0.946	0.118	7	137.57
12	66	Ronny Jost (SUI) Topcar Sport	SEAT Leon TCR Uetendorf	1:36.754	7	0.980	0.034	11	137.52
13	7	Mike Halder (GER) LIQUI Moly Team Engstler	SEAT Leon Cup Racer Messkirch	1:36.782	8	1.008	0.028	10	137.48
14	18	Kai Jordan (GER) JBR Motorsport	VW Golf GTI TCR Wolfsburg	1:36.870	4	1.096	0.088	10	137.36
15	13	Benjamin Leuchter (GER) Racing One	VW Golf GTI TCR Duisburg	1:36.982	7	1.208	0.112	10	137.20
16	34	Bas Schouten (NLD) Bas Koeten Racing	SEAT Leon Cup Racer Oosterblokker	1:37.070	8	1.296	0.088	11	137.07

61, 66, 99 - Cancellation fastest lap during Qualifying 1 for not respecting track limits. Steward decision 9,10,11.

Fastest time : 1:35.774 in lap 4 by nbr. 99 : Josh Files (Honda Civic TCR)

Publication-time

Results and Laptimes : www.raceresults.nu

Timekeeping by : RSTime by Time Service BV

Time Printed : 18-06-2016 - 09:06

Race director

Steward

Timekeeper

Volker Ehekircher

H. Roelse - TimeService.nl



ADAC TCR Race Weekend - Oschersleben

DMSB Reg. nr: 181/2016

ADAC TCR Germany
Laps and Sector Times

17 - 19 June 2016
Oschersleben - 3696 mtr.

5	Daniel Conrad (SUI)							VW Golf GTI TCR											
lap	Sect-1	Speed	Sect-2	Speed	Sect-3	Speed	TopSpeed	laptime	pit	lap	Sect-1	Speed	Sect-2	Speed	Sect-3	Speed	Topspeed	laptime	pit

6	Tim Zimmermann (GER)							VW Golf GTI TCR											
lap	Sect-1	Speed	Sect-2	Speed	Sect-3	Speed	TopSpeed	laptime	pit	lap	Sect-1	Speed	Sect-2	Speed	Sect-3	Speed	Topspeed	laptime	pit
1	Out		46.463	131.5	32.923	168.6		2:08.575		5	36.092		33.624	195.3	<u>27.028</u>	174.2		1:36.744	
2	38.622		35.798	177.0	In			2:01.345 P		6	<u>35.890</u>		33.580	195.3	27.132	173.4		<u>1:36.602</u>	
3	Out		34.102	<u>196.4</u>	27.473	173.1		4:23.805		7	35.930		33.607	194.6	27.222	174.0		1:36.759	
4	36.087		<u>33.419</u>	<u>196.4</u>	27.225	<u>174.5</u>		1:36.731		8	36.160		33.757	194.9	In			1:54.666 P	

7	Mike Halder (GER)							SEAT Leon Cup Racer											
lap	Sect-1	Speed	Sect-2	Speed	Sect-3	Speed	TopSpeed	laptime	pit	lap	Sect-1	Speed	Sect-2	Speed	Sect-3	Speed	Topspeed	laptime	pit
1	Out		48.553	101.2	33.225	168.8		2:14.456		6	36.492		33.640	194.6	27.371	170.1		1:37.503	
2	38.392		35.514	186.9	28.160	<u>170.4</u>		1:42.066		7	36.236		<u>33.438</u>	193.2	27.493	169.6		1:37.167	
3	36.825		33.984	<u>194.9</u>	27.944	<u>170.4</u>		1:38.753		8	36.089		33.517	191.8	<u>27.176</u>	169.6		<u>1:36.782</u>	
4	36.791		34.431	193.5	In			1:58.093 P		9	<u>36.072</u>		33.685	192.5	27.488	169.3		1:37.245	
5	Out		40.306	172.2	29.787	170.1		3:51.406		10	36.332		35.385	190.5	27.443	169.9		1:39.160	

8	Tom Lautenschlager (GER)							VW Golf GTI TCR											
lap	Sect-1	Speed	Sect-2	Speed	Sect-3	Speed	TopSpeed	laptime	pit	lap	Sect-1	Speed	Sect-2	Speed	Sect-3	Speed	Topspeed	laptime	pit
1	Out		46.188	128.3	33.090	169.1		2:07.705		6	36.065		33.514	197.4	27.271	175.4		1:36.850	
2	38.796		34.880	192.9	28.660	171.8		1:42.336		7	36.020		33.372	<u>197.8</u>	<u>27.011</u>	<u>175.6</u>		1:36.403	
3	36.939		34.193	197.4	In			1:57.189 P		8	36.458		33.362	197.1	27.220	174.5		1:37.040	
4	Out		39.290	150.6	28.796	161.8		4:40.057		9	<u>35.940</u>		<u>33.316</u>	197.4	27.085	174.8		<u>1:36.341</u>	
5	37.400		34.021	196.7	27.735	174.0		1:39.156		10	37.324		37.017	174.5	In			2:01.647 P	

10	Antti Buri (FIN)							SEAT Leon Cup Racer											
lap	Sect-1	Speed	Sect-2	Speed	Sect-3	Speed	TopSpeed	laptime	pit	lap	Sect-1	Speed	Sect-2	Speed	Sect-3	Speed	Topspeed	laptime	pit
1	Out		43.195	144.2	In			2:17.812 P		5	<u>35.846</u>		33.779	<u>196.4</u>	27.280	<u>171.8</u>		1:36.905	
2	Out		36.662	159.3	29.163	168.6		4:10.636		6	35.962		33.626	195.3	<u>27.132</u>	171.5		<u>1:36.720</u>	
3	37.498		34.176	193.2	27.902	170.7		1:39.576		7	36.037		33.551	195.3	In			1:54.372 P	
4	36.149		<u>33.282</u>	195.3	27.367	171.5		1:36.798		8									

11	Jürgen Schmarl (AUT)							Honda Civic TCR											
lap	Sect-1	Speed	Sect-2	Speed	Sect-3	Speed	TopSpeed	laptime	pit	lap	Sect-1	Speed	Sect-2	Speed	Sect-3	Speed	Topspeed	laptime	pit
1	Out		46.049	124.1	36.715	151.0		2:13.212		6	36.115		33.490	197.1	26.994	176.8		1:36.599	
2	44.210		39.405	176.5	In			2:10.548 P		7	35.714		33.494	196.7	<u>26.852</u>	176.5		<u>1:36.060</u>	
3	Out		42.132	124.3	29.458	176.5		4:12.234		8	<u>35.577</u>		<u>33.428</u>	<u>198.9</u>	27.078	<u>178.2</u>		1:36.083	
4	36.578		33.780	196.7	26.926	177.1		1:37.284		9	38.660		35.919	198.5	In			2:00.901 P	
5	35.934		1:07.947	190.8	28.225	177.1		2:12.106		10									

13	Benjamin Leuchter (GER)							VW Golf GTI TCR											
lap	Sect-1	Speed	Sect-2	Speed	Sect-3	Speed	TopSpeed	laptime	pit	lap	Sect-1	Speed	Sect-2	Speed	Sect-3	Speed	Topspeed	laptime	pit
1	Out		43.571	147.5	31.189	159.2		2:07.061		6	36.297		34.691	196.7	27.612	173.4		1:38.600	
2	39.523		36.215	190.1	28.603	170.9		1:44.341		7	<u>36.148</u>		33.739	197.1	27.095	173.4		<u>1:36.982</u>	
3	37.482		34.181	196.7	27.508	173.4		1:39.171		8	36.197		<u>33.466</u>	197.4	27.407	172.6		1:37.070	
4	36.537		33.614	196.4	27.330	<u>174.0</u>		1:37.481		9	36.334		33.525	<u>197.8</u>	In			1:54.194 P	
5	36.363		33.600	<u>197.8</u>	<u>27.091</u>	172.6		1:37.054		10	Out		35.886	195.7	28.474	166.0		4:05.703	

18	Kai Jordan (GER)							VW Golf GTI TCR											
lap	Sect-1	Speed	Sect-2	Speed	Sect-3	Speed	TopSpeed	laptime	pit	lap	Sect-1	Speed	Sect-2	Speed	Sect-3	Speed	Topspeed	laptime	pit
1	Out		45.369	127.2	31.098	157.3		2:02.231		6	35.944		1:25.039	105.5	32.453	175.4		2:33.436	
2	38.305		37.167	129.3	29.371	174.8		1:44.843		7	36.031		33.716	<u>199.3</u>	27.441	175.6		1:37.188	
3	36.627		33.920	198.5	27.581	175.6		1:38.128		8	35.982		35.893	182.1	In			1:59.774 P	
4	<u>35.835</u>		33.571	197.8	27.464	175.4		<u>1:36.870</u>		9	Out		36.116	175.0	28.156	174.0		3:43.082	
5	35.929		36.063	164.6	28.418	<u>176.8</u>		1:40.410		10	36.335		<u>33.567</u>	197.4	<u>27.294</u>	174.0		1:37.196	

22	Harald Proczyk (AUT)							SEAT Leon Cup Racer											
lap	Sect-1	Speed	Sect-2	Speed	Sect-3	Speed	TopSpeed	laptime	pit	lap	Sect-1	Speed	Sect-2	Speed	Sect-3	Speed	Topspeed	laptime	pit
1	Out		42.014	154.7	31.576	164.2		2:04.672		7	Out		34.708	194.9	27.373	172.0		2:59.547	
2	39.658		36.753	189.8	28.556	168.0		1:44.967		8	35.918		33.399	196.4	<u>27.123</u>	171.2		1:36.440	
3	36.585		34.006	194.2	27.563	171.8		1:38.154		9	<u>35.817</u>		<u>33.200</u>	<u>197.1</u>	27.168	171.8		1:36.185 D	

ADAC TCR Race Weekend - Oschersleben

DMSB Reg. nr: 181/2016

ADAC TCR Germany Laps and Sector Times

17 - 19 June 2016
Oschersleben - 3696 mtr.

4	36.112	33.628	196.4	27.323	<u>172.3</u>	1:37.063	10	35.909	33.298	196.7	27.267	172.0	1:36.474
5	36.012	33.590	196.0	27.150	171.5	1:36.752	11	35.891	33.298	<u>197.1</u>	27.138	170.7	<u>1:36.327</u>
6	35.978	39.502	147.1	In		2:00.107 P	12						

28 Pascal Eberle (SUI)								SEAT Leon Cup Racer											
lap	Sect-1	Speed	Sect-2	Speed	Sect-3	Speed	TopSpeed	laptime	pit	lap	Sect-1	Speed	Sect-2	Speed	Sect-3	Speed	Topspeed	laptime	pit
1	Out		53.119	109.5	39.061	168.3		2:30.390		6	Out		38.804	193.9	28.259	170.4		4:24.292	
2	37.927		34.813	<u>195.3</u>	27.906	170.7		1:40.646		7	36.568		33.385	193.5	<u>27.059</u>	<u>170.9</u>		1:37.012	
3	36.719		33.913	193.2	27.688	<u>170.9</u>		1:38.320		8	<u>36.045</u>		<u>33.132</u>	194.9	27.127	170.7		<u>1:36.304</u>	
4	36.251		33.517	194.2	27.463	<u>170.9</u>		1:37.231		9	40.172		38.763	171.7	In			2:06.529 P	
5	36.481		34.326	<u>195.3</u>	In			1:56.922 P		10									

34 Bas Schouten (NLD)								SEAT Leon Cup Racer											
lap	Sect-1	Speed	Sect-2	Speed	Sect-3	Speed	TopSpeed	laptime	pit	lap	Sect-1	Speed	Sect-2	Speed	Sect-3	Speed	Topspeed	laptime	pit
1	Out		44.142	170.1	In			2:16.788 P		7	36.457		33.797	193.5	27.422	<u>170.9</u>		1:37.676	
2	Out		34.922	192.5	28.284	169.3		3:18.752		8	<u>36.301</u>		33.747	193.2	<u>27.022</u>	169.9		<u>1:37.070</u>	
3	37.071		34.107	193.5	27.647	<u>170.9</u>		1:38.825		9	38.199		<u>33.673</u>	<u>194.6</u>	27.130	169.3		1:39.002	
4	36.986		33.888	194.2	27.500	169.9		1:38.374		10	36.419		33.850	193.9	27.313	169.6		1:37.582	
5	36.681		34.549	191.8	27.638	167.5		1:38.868		11	38.634		37.894	185.6	In			2:02.203 P	
6	36.726		34.817	192.5	28.051	170.1		1:39.594		12									

41 Steve Kirsch (GER)								Honda Civic TCR											
lap	Sect-1	Speed	Sect-2	Speed	Sect-3	Speed	TopSpeed	laptime	pit	lap	Sect-1	Speed	Sect-2	Speed	Sect-3	Speed	Topspeed	laptime	pit
1	Out		44.241	156.1	31.290	169.1		2:03.233		4	35.842		33.175	196.7	27.308	174.8		1:36.325	
2	39.319		38.602	180.0	30.146	174.8		1:48.067		5	<u>35.714</u>		<u>33.155</u>	<u>198.5</u>	<u>26.924</u>	<u>176.5</u>		<u>1:35.793</u>	
3	36.529		33.606	197.1	27.495	175.9		1:37.630		6	38.474		37.236	143.0	In			2:03.296 P	

59 Mike Beckhusen (GER)								Honda Civic TCR											
lap	Sect-1	Speed	Sect-2	Speed	Sect-3	Speed	TopSpeed	laptime	pit	lap	Sect-1	Speed	Sect-2	Speed	Sect-3	Speed	Topspeed	laptime	pit
1	Out		43.787	141.4	31.353	169.6		2:04.816		5	36.380		34.044	197.4	27.177	<u>177.4</u>		1:37.601	
2	41.103		36.998	191.5	In			2:06.415 P		6	<u>35.806</u>		33.843	<u>197.8</u>	27.040	177.1		1:36.689	
3	Out		38.067	168.5	28.768	175.6		4:21.643		7	35.829		<u>33.501</u>	197.1	<u>27.034</u>	<u>177.4</u>		<u>1:36.364</u>	
4	37.008		34.275	197.1	27.324	176.5		1:38.607		8	38.061		37.062	192.9	In			2:02.974 P	

61 Mario Dablander (AUT)								SEAT Leon Cup Racer											
lap	Sect-1	Speed	Sect-2	Speed	Sect-3	Speed	TopSpeed	laptime	pit	lap	Sect-1	Speed	Sect-2	Speed	Sect-3	Speed	Topspeed	laptime	pit
1	Out		42.622	148.6	31.942	162.0		2:02.935		7	35.964		35.087	184.9	28.196	172.3		1:39.247	
2	40.004		37.777	183.1	In			2:03.777 P		8	36.101		33.544	194.9	<u>26.890</u>	171.5		<u>1:36.535</u>	
3	Out		39.454	159.8	28.811	172.0		4:10.757		9	36.215		33.431	196.0	27.186	170.1		1:36.832	
4	36.141		33.581	<u>196.7</u>	27.135	<u>172.8</u>		1:36.857		10	36.314		<u>33.405</u>	195.7	27.189	171.2		1:36.908	
5	35.945		33.617	193.2	27.177	171.5		1:36.739		11	36.102		33.432	196.0	27.175	170.4		1:36.709	
6	<u>35.922</u>		33.538	<u>196.7</u>	26.970	171.8		1:36.430 D		12									

66 Ronny Jost (SUI)								SEAT Leon TCR											
lap	Sect-1	Speed	Sect-2	Speed	Sect-3	Speed	TopSpeed	laptime	pit	lap	Sect-1	Speed	Sect-2	Speed	Sect-3	Speed	Topspeed	laptime	pit
1	Out		45.689	139.0	30.579	165.7		2:06.174		7	36.284		33.541	199.6	<u>26.929</u>	175.6		<u>1:36.754</u>	
2	39.403		39.589	171.2	In			2:05.753 P		8	36.153		33.503	198.5	27.542	174.0		1:37.198	
3	Out		40.890	177.0	28.552	171.8		3:39.918		9	<u>36.086</u>		33.920	193.2	27.301	174.0		1:37.307	
4	36.774		33.977	196.7	27.126	<u>175.9</u>		1:37.877		10	36.224		33.871	199.6	27.084	175.6		1:37.179	
5	36.204		34.850	198.5	27.396	174.8		1:38.450		11	36.161		<u>33.464</u>	<u>200.4</u>	27.069	173.4		1:36.694 D	
6	36.296		33.996	199.3	27.161	175.1		1:37.453		12									

67 Kari-Pekka Laaksonen (FIN)								SEAT Leon Cup Racer											
lap	Sect-1	Speed	Sect-2	Speed	Sect-3	Speed	TopSpeed	laptime	pit	lap	Sect-1	Speed	Sect-2	Speed	Sect-3	Speed	Topspeed	laptime	pit

88 Dominik Fugel (GER)								Honda Civic TCR											
lap	Sect-1	Speed	Sect-2	Speed	Sect-3	Speed	TopSpeed	laptime	pit	lap	Sect-1	Speed	Sect-2	Speed	Sect-3	Speed	Topspeed	laptime	pit
1	Out		48.922	143.4	31.784	174.0		2:08.137		5	<u>35.793</u>		41.252	163.6	27.538	176.2		1:44.583	
2	39.047		37.147	128.0	In			2:03.283 P		6	35.926		33.601	200.0	<u>26.815</u>	176.8		1:36.342	
3	Out		35.765	165.1	27.670	<u>177.6</u>		3:55.148		7	35.796		33.419	<u>200.4</u>	27.225	175.1		1:36.440	
4	36.063		<u>33.324</u>	200.0	26.918	176.8		<u>1:36.305</u>		8	41.715		37.737	164.4	In			2:07.849 P	

ADAC TCR Race Weekend - Oschersleben

DMSB Reg. nr: 181/2016

ADAC TCR Germany
Laps and Sector Times

17 - 19 June 2016
Oschersleben - 3696 mtr.

99		Josh Files (GBR)							Honda Civic TCR											
lap	Sect-1	Speed	Sect-2	Speed	Sect-3	Speed	TopSpeed	laptime	pit	lap	Sect-1	Speed	Sect-2	Speed	Sect-3	Speed	Topspeed	laptime	pit	
1	Out		44.106	177.3	30.742	170.1		2:02.596		5	35.712		35.773	191.2	27.872	<u>177.6</u>				1:39.357
2	39.478		39.057	175.3	In			2:04.813 P		6	<u>35.533</u>		33.155	<u>198.5</u>	26.763	176.2				1:35.451 D
3	Out		38.553	192.9	27.960	177.4		3:52.627		7	37.930		37.261	87.3	In					2:02.908 P
4	36.038		<u>32.980</u>	<u>198.5</u>	<u>26.756</u>	177.1		<u>1:35.774</u>		8										

ADAC TCR Race Weekend - Oschersleben

DMSB Reg. nr: 181/2016

ADAC TCR Germany
Result of Qualifying 2

17 - 19 June 2016
Oschersleben - 3696 mtr.

Pos	Nbr	Name / Entrant	Car / CITY	Fastest	In	Gap	Diff	Laps	Km/h
1	99	Josh Files (GBR) Target Competition 1	Honda Civic TCR Norwich	1:35.106	3			6	139,90
2	61	Mario Dablander (AUT) Wolf-power Racing	SEAT Leon Cup Racer Ötztal	1:35.592	3	0.486	0.486	6	139,19
3	11	Jürgen Schmarl (AUT) Target Competition 1	Honda Civic TCR Innsbruck	1:35.620	4	0.514	0.028	6	139,15
4	41	Steve Kirsch (GER) HONDA TEAM ADAC	Honda Civic TCR Chemnitz	1:35.621	5	0.515	0.001	6	139,15
5	59	Mike Beckhusen (GER) Target Competition 2	Honda Civic TCR Berlin	1:35.821	5	0.715	0.200	6	138,86
6	22	Harald Proczyk (AUT) HP Racing	SEAT Leon Cup Racer Scherzgingen	1:35.856	3	0.750	0.035	6	138,81
7	6	Tim Zimmermann (GER) Junior Team Engstler	VW Golf GTI TCR Langenargen	1:35.883	4	0.777	0.027	6	138,77
8	8	Tom Lautenschlager (GER) Junior Team Engstler	VW Golf GTI TCR Grafeneu	1:35.888	3	0.782	0.005	5	138,76
9	10	Antti Buri (FIN) LMS Racing	SEAT Leon Cup Racer Turku	1:35.931	4	0.825	0.043	5	138,70
10	88	Dominik Fugel (GER) HONDA TEAM ADAC	Honda Civic TCR Chemnitz	1:35.948	5	0.842	0.017	5	138,68
11	66	Ronny Jost (SUI) Topcar Sport	SEAT Leon TCR Uetendorf	1:35.958	3	0.852	0.010	6	138,66
12	28	Pascal Eberle (SUI) Steibel Motorsport	SEAT Leon Cup Racer Kaltbrunn	1:36.242	4	1.136	0.284	6	138,25



Fastest time : 1:35.106 in lap 3 by nbr. 99 : Josh Files (Honda Civic TCR)

Publication-time

Results and Laptimes : www.raceresults.nu

Timekeeping by : RSTime by Time Service BV

Time Printed : 18-06-2016 - 09:39

Race director Volker Ehekircher	Steward	Timekeeper  H. Roelse - TimeService.nl	
Page 1 of 1		Results remain provisional pending technical examination and decisions from the stewards of the meeting	

ADAC TCR Race Weekend - Oschersleben

DMSB Reg. nr: 181/2016

ADAC TCR Germany
Laps and Sector Times

17 - 19 June 2016
Oschersleben - 3696 mtr.

6		Tim Zimmermann						VW Golf GTI TCR											
lap	Sect-1	Speed	Sect-2	Speed	Sect-3	Speed	TopSpeed	laptime	pit	lap	Sect-1	Speed	Sect-2	Speed	Sect-3	Speed	Topspeed	laptime	pit
1	Out		39.597	192,9	29.674	144,6		1:56.788		4	<u>35.949</u>		<u>33.124</u>	197,1	<u>26.810</u>	<u>174,0</u>		<u>1:35.883</u>	
2	38.209		35.403	160,7	35.906	173,7		1:49.518		5	35.968		33.352	196,0	26.966	172,6		1:36.286	
3	36.242		33.417	196,4	27.111	<u>174,0</u>		1:36.770		6	36.033		33.695	<u>197,4</u>	27.077	172,3		1:36.805	D

8		Tom Lautenschlager						VW Golf GTI TCR											
lap	Sect-1	Speed	Sect-2	Speed	Sect-3	Speed	TopSpeed	laptime	pit	lap	Sect-1	Speed	Sect-2	Speed	Sect-3	Speed	Topspeed	laptime	pit
1	Out		37.999	140,6	28.811	173,4		1:46.116		4	<u>35.618</u>		33.543	195,7	27.323	<u>175,4</u>		1:36.484	
2	36.453		33.484	197,8	27.046	<u>175,4</u>		1:36.983	D	5	35.812		33.869	196,0	27.258	174,5		1:36.939	
3	35.770		<u>33.217</u>	<u>198,2</u>	<u>26.901</u>	175,1		<u>1:35.888</u>		6									

10		Antti Buri						SEAT Leon Cup Racer											
lap	Sect-1	Speed	Sect-2	Speed	Sect-3	Speed	TopSpeed	laptime	pit	lap	Sect-1	Speed	Sect-2	Speed	Sect-3	Speed	Topspeed	laptime	pit
1	Out		38.316	186,9	30.921	168,0		1:52.945		4	<u>35.777</u>		<u>33.191</u>	195,3	<u>26.963</u>	171,5		<u>1:35.931</u>	
2	36.932		34.311	189,1	28.209	171,5		1:39.452		5	35.803		33.340	195,3	27.107	171,8		1:36.250	
3	36.069		33.332	<u>196,0</u>	27.036	<u>172,0</u>		1:36.437		6									

11		Jürgen Schmarl						Honda Civic TCR											
lap	Sect-1	Speed	Sect-2	Speed	Sect-3	Speed	TopSpeed	laptime	pit	lap	Sect-1	Speed	Sect-2	Speed	Sect-3	Speed	Topspeed	laptime	pit
1	Out		38.737	158,8	28.489	<u>177,6</u>		1:49.407		4	35.613		<u>33.188</u>	197,8	26.819	176,5		<u>1:35.620</u>	
2	36.170		33.661	197,8	26.970	176,8		1:36.801		5	<u>35.590</u>		33.212	<u>198,5</u>	<u>26.802</u>	177,1		1:35.604	D
3	35.753		33.359	<u>198,5</u>	26.834	177,4		1:35.946		6	35.700		41.406	117,4	In			2:22.267	P

22		Harald Proczyk						SEAT Leon Cup Racer											
lap	Sect-1	Speed	Sect-2	Speed	Sect-3	Speed	TopSpeed	laptime	pit	lap	Sect-1	Speed	Sect-2	Speed	Sect-3	Speed	Topspeed	laptime	pit
1	Out		36.136	190,8	28.433	171,2		1:44.355		4	35.991		35.517	192,5	28.114	170,7		1:39.622	
2	36.723		34.639	192,5	27.660	169,6		1:39.022		5	35.735		36.091	191,2	28.332	171,5		1:40.158	
3	<u>35.659</u>		33.515	<u>196,7</u>	<u>26.682</u>	<u>172,3</u>		<u>1:35.856</u>		6	35.673		<u>33.333</u>	<u>196,7</u>	26.969	<u>172,3</u>		1:35.975	

28		Pascal Eberle						SEAT Leon Cup Racer											
lap	Sect-1	Speed	Sect-2	Speed	Sect-3	Speed	TopSpeed	laptime	pit	lap	Sect-1	Speed	Sect-2	Speed	Sect-3	Speed	Topspeed	laptime	pit
1	Out		40.537	155,6	29.443	169,6		2:01.776		4	<u>35.853</u>		<u>33.210</u>	193,9	27.179	170,4		<u>1:36.242</u>	
2	36.655		33.338	<u>196,0</u>	<u>26.974</u>	<u>170,9</u>		1:36.967		5	35.878		33.285	194,9	27.196	169,6		1:36.359	
3	36.024		33.225	194,9	27.233	170,4		1:36.482		6	35.938		33.604	194,2	27.385	168,8		1:36.927	

41		Steve Kirsch						Honda Civic TCR											
lap	Sect-1	Speed	Sect-2	Speed	Sect-3	Speed	TopSpeed	laptime	pit	lap	Sect-1	Speed	Sect-2	Speed	Sect-3	Speed	Topspeed	laptime	pit
1	Out		37.983	178,8	29.930	172,8		1:51.355		4	35.664		33.047	198,5	27.112	175,9		1:35.823	
2	36.057		45.801	119,1	31.669	<u>176,2</u>		1:53.527		5	<u>35.655</u>		<u>32.996</u>	198,5	26.970	175,1		<u>1:35.621</u>	
3	36.202		33.033	<u>198,9</u>	<u>26.834</u>	175,6		1:36.069		6	35.834		33.465	<u>198,9</u>	In			2:06.740	P

59		Mike Beckhusen						Honda Civic TCR											
lap	Sect-1	Speed	Sect-2	Speed	Sect-3	Speed	TopSpeed	laptime	pit	lap	Sect-1	Speed	Sect-2	Speed	Sect-3	Speed	Topspeed	laptime	pit
1	Out		38.524	148,6	28.884	176,5		1:49.740		4	<u>35.578</u>		33.451	197,8	26.950	176,8		1:35.979	
2	36.187		46.233	189,5	28.086	<u>177,1</u>		1:50.506		5	35.727		<u>33.301</u>	<u>198,5</u>	<u>26.793</u>	176,2		<u>1:35.821</u>	
3	36.030		33.825	197,4	27.012	176,8		1:36.867		6	36.155		36.522	102,5	In			2:20.725	P

61		Mario Dablander						SEAT Leon Cup Racer											
lap	Sect-1	Speed	Sect-2	Speed	Sect-3	Speed	TopSpeed	laptime	pit	lap	Sect-1	Speed	Sect-2	Speed	Sect-3	Speed	Topspeed	laptime	pit
1	Out		36.943	187,5	28.512	170,9		1:44.498		4	36.041		36.117	172,5	29.315	168,8		1:41.473	
2	35.968		33.119	196,7	26.958	171,2		1:36.045		5	35.827		33.913	197,1	28.072	171,2		1:37.812	D
3	35.936		<u>32.945</u>	<u>197,4</u>	<u>26.711</u>	<u>173,1</u>		<u>1:35.592</u>		6	<u>35.770</u>		33.302	197,1	27.009	170,4		1:36.081	

66		Ronny Jost						SEAT Leon TCR											
lap	Sect-1	Speed	Sect-2	Speed	Sect-3	Speed	TopSpeed	laptime	pit	lap	Sect-1	Speed	Sect-2	Speed	Sect-3	Speed	Topspeed	laptime	pit
1	Out		36.340	189,5	28.352	173,7		1:44.196		4	37.117		38.848	149,4	27.230	<u>175,6</u>		1:43.195	
2	36.477		33.630	200,0	27.008	175,1		1:37.115		5	36.015		42.511	197,1	27.349	175,4		1:45.875	
3	<u>35.910</u>		<u>33.291</u>	<u>201,1</u>	<u>26.757</u>	<u>175,6</u>		<u>1:35.958</u>		6	36.140		33.446	200,7	27.198	174,0		1:36.784	

ADAC TCR Race Weekend - Oschersleben

DMSB Reg. nr: 181/2016

ADAC TCR Germany
Laps and Sector Times

17 - 19 June 2016
Oschersleben - 3696 mtr.

88		Dominik Fugel							Honda Civic TCR										
lap	Sect-1	Speed	Sect-2	Speed	Sect-3	Speed	TopSpeed	laptime	pit	lap	Sect-1	Speed	Sect-2	Speed	Sect-3	Speed	Topspeed	laptime	pit
1	Out		38.013	187,2	29.576	175,6		1:50.367		4	35.844		33.670	186,9	27.776	175,1		1:37.290	
2	36.298		34.684	198,9	26.978	176,5		1:37.960		5	35.737		33.324	198,9	26.887	175,4		1:35.948	
3	35.761		33.674	198,5	26.932	176,5		1:36.367		6									

99		Josh Files							Honda Civic TCR										
lap	Sect-1	Speed	Sect-2	Speed	Sect-3	Speed	TopSpeed	laptime	pit	lap	Sect-1	Speed	Sect-2	Speed	Sect-3	Speed	Topspeed	laptime	pit
1	Out		38.645	165,6	28.739	176,2		1:49.666		4	37.563		37.514	178,2	28.105	177,4		1:43.182	
2	35.809		32.996	198,5	26.741	175,6		1:35.546		5	35.528		32.909	200,0	26.649	175,9		1:35.086	D
3	35.539		32.780	199,6	26.787	175,9		1:35.106		6	37.475		44.609	89,4	In			2:20.091	P

ADAC TCR Race Weekend - Oschersleben

DMSB Reg. nr: 181/2016

Combined result - ADAC TCR Germany

17 - 19 June 2016

Provisional Result

Oschersleben - 3696 mtr.

Pos	Nbr	Name / Entrant	Car	Qual-1	Qual-2	Gap
1	99	Josh Files (GBR) Target Competition 1	Honda Civic TCR	1:35.774	1:35.106	
2	61	Mario Dablander (AUT) Wolf-power Racing	SEAT Leon Cup Racer	1:36.535	1:35.592	0.486
3	11	Jürgen Schmarl (AUT) Target Competition 1	Honda Civic TCR	1:36.060	1:35.620	0.514
4	41	Steve Kirsch (GER) HONDA TEAM ADAC	Honda Civic TCR	1:35.793	1:35.621	0.515
5	59	Mike Beckhusen (GER) Target Competition 2	Honda Civic TCR	1:36.364	1:35.821	0.715
6	22	Harald Proczyk (AUT) HP Racing	SEAT Leon Cup Racer	1:36.327	1:35.856	0.750
7	6	Tim Zimmermann (GER) Junior Team Engstler	VW Golf GTI TCR	1:36.602	1:35.883	0.777
8	8	Tom Lautenschlager (GER) Junior Team Engstler	VW Golf GTI TCR	1:36.341	1:35.888	0.782
9	10	Antti Buri (FIN) LMS Racing	SEAT Leon Cup Racer	1:36.720	1:35.931	0.825
10	88	Dominik Fugel (GER) HONDA TEAM ADAC	Honda Civic TCR	1:36.305	1:35.948	0.842
11	66	Ronny Jost (SUI) Topcar Sport	SEAT Leon TCR	1:36.754	1:35.958	0.852
12	28	Pascal Eberle (SUI) Steibel Motorsport	SEAT Leon Cup Racer	1:36.304	1:36.242	1.136
13	7	Mike Halder (GER) LIQUI Moly Team Engstler	SEAT Leon Cup Racer	1:36.782		1.676
14	18	Kai Jordan (GER) JBR Motorsport	VW Golf GTI TCR	1:36.870		1.764
15	13	Benjamin Leuchter (GER) Racing One	VW Golf GTI TCR	1:36.982		1.876
16	34	Bas Schouten (NLD) Bas Koeten Racing	SEAT Leon Cup Racer	1:37.070		1.964



Fastest time : 1:35.106 in lap 3 by nbr. 99 : Josh Files (Honda Civic TCR)

Publication-time

Results and Laptimes : www.raceresults.nu

Timekeeping by : RSTime by Time Service BV

Time Printed : 18-06-2016 - 09:26

Race director	Steward]	Timekeeper	 H. Roelse - TimeService.nl
Volker Ehekircher			
Page 1 of 1	Results remain provisional pending technical examination and decisions from the stewards of the meeting		