

ADAC Formel 4

Result List Race 3

Provisional



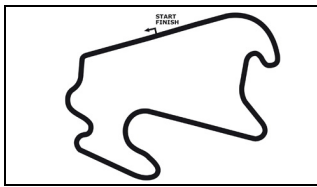
Lausitzring, Length: 3478m
Air temperature: 24.92°C
Track temperature: 28.34°C
Weather condition: Wet

DMSB Reg. Nr.: 171/2016

Sunday, June 05, 2016 17:55:00

started : 33 classified : 27 not classified : 6

	Nr. Drivers	Sponsor	Laps	Total Time	Gap	Kph	Lap	Time	Kph
	Cl. Car	Competitor							
1	19 F.Scherer(CHE) R ADAC Formel 4 powered by Abarth	Jenzer Motorsport	18	31:07.596		124.4	18	1:28.300	141.7
2	2 J.Fittje(DEU) ADAC Formel 4 powered by Abarth	US Racing	18	31:10.795	3.199	123.7	14	1:29.153	140.4
3	6 M.Ortmann(DEU) ADAC Formel 4 powered by Abarth	ADAC Berlin-Brandenburg e.V.	18	31:15.435	7.839	123.0	11	1:31.585	136.7
4	28 K.Schramm(DEU) ADAC Formel 4 powered by Abarth	US Racing	18	31:16.346	8.750	123.0	10	1:31.985	136.1
5	5 L.Zendeli(DEU) R ADAC Formel 4 powered by Abarth	ADAC Berlin-Brandenburg e.V.	18	31:17.649	10.053	123.8	14	1:31.162	137.3
6	29 M.Schumacher(DEU) ADAC Formel 4 powered by Abarth	Prema Powerteam	18	31:22.556	14.960	123.0	11	1:31.771	136.4
7	80 F.Drugovich(AUT) R ADAC Formel 4 powered by Abarth	Neuhauser Racing	18	31:23.014	15.418	122.7	18	1:32.794	134.9
8	14 T.Preining(AUT) ADAC Formel 4 powered by Abarth	Lechner Racing	18	31:24.940	17.344	122.7	12	1:32.548	135.2
9	77 J.van Uiert(NLD) ADAC Formel 4 powered by Abarth	Jenzer Motorsport	18	31:24.942	17.346	123.9	16	1:31.876	136.2
10	4 M.Baiz(ITA) ADAC Formel 4 powered by Abarth	ADAC Berlin-Brandenburg e.V.	18	31:25.977	18.381	123.1	18	1:29.098	140.5
11	68 J.Correa(ITA) R ADAC Formel 4 powered by Abarth	Prema Powerteam	18	31:32.198	24.602	122.4	15	1:32.094	135.9
12	40 L.Hoogenboom(NLD) R ADAC Formel 4 powered by Abarth	Van Amersfoort Racing	18	31:32.846	25.250	121.7	10	1:33.539	133.8
13	33 J.Aberdein(ZAF) R ADAC Formel 4 powered by Abarth	Motopark	18	31:35.648	28.052	122.8	11	1:33.480	133.9
14	66 S.Laaksonen(FIN) ADAC Formel 4 powered by Abarth	Motopark	18	31:40.815	33.219	122.5	11	1:32.762	134.9
15	46 M.Auricchio(DEU) ADAC Formel 4 powered by Abarth	Team Timo Scheider GmbH	18	31:41.318	33.722	122.1	14	1:33.488	133.9
16	90 C.Piro(DEU) ADAC Formel 4 powered by Abarth	Team Piro Sport Interdental	18	31:42.774	35.178	121.6	11	1:34.248	132.8
17	81 N.Nielsen(DNK) R ADAC Formel 4 powered by Abarth	Neuhauser Racing	18	31:43.344	35.748	122.4	10	1:33.322	134.1
18	17 D.Ciantini(CHE) ADAC Formel 4 powered by Abarth	Jenzer Motorsport	18	31:43.883	36.287	121.9	14	1:34.567	132.4
19	15 M.Waldherr(DEU) ADAC Formel 4 powered by Abarth	Lechner Racing	18	31:44.019	36.423	122.4	14	1:32.908	134.7
20	13 Y.Brandt(DEU) R ADAC Formel 4 powered by Abarth	Lechner Racing	18	31:44.379	36.783	122.8	12	1:33.111	134.4
21	18 J.Meikup(EST) ADAC Formel 4 powered by Abarth	Jenzer Motorsport	18	31:51.957	44.361	121.9	13	1:34.891	131.9
22	44 J.Vips(ITA) R ADAC Formel 4 powered by Abarth	Prema Powerteam	18	32:06.200	58.604	119.6	17	1:34.131	133.0
23	96 J.Mawson(DEU) ADAC Formel 4 powered by Abarth	Van Amersfoort Racing	18	32:35.279	1:27.683	117.7	10	1:33.704	133.6
24	35 K.Laliberte(FRA) ADAC Formel 4 powered by Abarth	Van Amersfoort Racing	17	31:26.016	1LAPS	115.5	17	1:27.994	142.2
25	8 L.Engstler(DEU) ADAC Formel 4 powered by Abarth	Liqui Moly Team Engstler	17	31:29.882	1LAPS	116.4	12	1:30.269	138.7
26	9 R.Feller(CHE) R ADAC Formel 4 powered by Abarth	ADAC Berlin-Brandenburg e.V.	17	31:48.760	1LAPS	114.5	14	1:33.751	133.5



ADAC Formel 4

Result List Race 3

Provisional

DMSB Reg. Nr.: 171/2016

Sunday, June 05, 2016 17:55:00



Lausitzring, Length: 3478m
Air temperature: 24.92°C
Track temperature: 28.34°C
Weather condition: Wet

started : 33 classified : 27 not classified : 6

Nr.	Drivers	Sponsor	Laps	Total Time	Gap	Kph	Lap	Time	Kph
Cl.	Car	Competitor							
27	99 S.Flörsch(DEU) ADAC Formel 4 powered by Abarth	Motopark	16	29:19.900	2 LAP	117.0	10	1:34.411	132.6
Not classified									
7	O.Söderström(SWE) ADAC Formel 4 powered by Abarth	ADAC Berlin-Brandenburg e.V.	5	10:19.631	13 LAP	111.0	5	1:37.467	128.4
27	L.Gachot(GBR) ADAC Formel 4 powered by Abarth	US Racing	4	9:16.120	14 LAP	95.4	3	1:57.681	106.3
25	M.Müller-Crepon(CHE) ADAC Formel 4 powered by Abarth	Van Amersfoort Racing	4	9:22.687	14 LAP	93.5	3	1:57.878	106.2
20	K.Kratz(DEU) ADAC Formel 4 powered by Abarth	Jenzer Motorsport	4	10:38.525	14 LAP	82.4	3	1:39.141	126.2
23	J.Hanses(DEU) ADAC Formel 4 powered by Abarth	Team Timo Scheider GmbH	3	7:22.218	15 LAP	91.7			
55	M.Niederhauser(CHE) ADAC Formel 4 powered by Abarth	Rennsport Rössler							

Subject to final scrutineering!

Publications Time:

Clerk of the course:

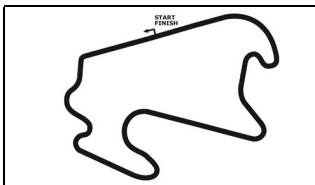
Time Keeping:

ver: 1.0

www.adac.de/motorsport

Page 2 / 2 printed: 5.6.2016 18:26

CERTINA
S W I S S W A T C H E S



ADAC Formel 4

Lap Chart Race 3

Provisional

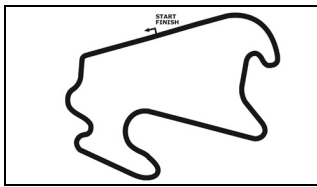


Lausitzring, Length: 3478 m

Sunday 5.June 2016 17:55

LapCha	1	2	3	4	5	6	7	8	9	10	11	12	13	14	15	16	17	18	19	20	21	22	23	24	25	26	27	28	29	30	31	32	33	34	35	36	37	38	39	40	41	42	43	44	45						
LAP 1	40	6	28	44	96	80	2	14	35	29	90	68	99	19	4	46	17	5	9	25	27	33	66	81	15	18	77	7	23	8	13	20																			
LAP 2	40	6	28	44	96	80	2	14	35	29	90	68	99	19	4	46	17	5	9	25	27	33	66	81	15	18	77	7	23	8	13	20																			
LAP 3	40	6	28	96	44	80	35	14	29	68	90	2	99	4	46	19	17	25	5	27	9	33	66	15	81	18	77	7	8	13	23	20																			
LAP 4	6	40	96	28	44	14	80	35	29	68	90	99	46	17	2	5	33	4	9	7	15	66	81	18	19	77	8	13	27	25	20																				
LAP 5	6	96	28	44	40	14	29	80	68	35	90	99	46	17	33	5	15	9	2	7	81	77	66	4	18	8	19	13																							
LAP 6	6	96	28	29	14	44	40	80	68	35	90	99	46	17	33	5	15	9	77	81	2	66	18	8	4	19	13																								
LAP 7	6	28	96	29	14	44	80	40	35	99	90	17	46	68	33	5	15	9	77	81	66	2	18	8	4	19	13																								
LAP 8	6	28	96	29	14	44	80	40	35	99	90	17	46	68	33	5	15	9	8	77	81	66	2	18	4	19	13																								
LAP 9	6	28	96	29	14	44	80	40	35	99	90	17	68	46	5	33	15	9	77	81	2	66	4	19	18	13	8																								
LAP 10	6	28	29	96	14	80	44	40	99	35	68	90	17	46	33	5	77	15	2	81	19	4	66	18	13	9	8																								
LAP 11	6	28	29	14	96	80	40	44	99	90	33	5	17	77	46	2	15	4	19	81	66	13	18	68	35	9	8																								
LAP 12	6	28	29	14	80	40	96	5	99	33	77	2	44	90	19	17	4	15	46	81	66	13	68	18	8	35	9																								
LAP 13	6	28	29	14	80	5	40	2	99	77	33	19	17	90	66	13	4	68	46	81	15	18	44	96	8	35	9																								
LAP 14	6	28	14	29	5	80	2	19	40	77	99	33	4	17	90	66	68	46	13	81	15	18	44	96	8	35	9																								
LAP 15	6	28	5	14	19	29	2	80	77	40	33	68	90	4	66	99	17	46	81	13	15	18	44	96	8	35	9																								
LAP 16	6	28	19	2	5	14	29	80	77	40	33	68	4	90	66	46	17	81	15	13	18	44	99	96	35	8	9																								
LAP 17	19	2	6	28	5	29	80	14	77	40	4	68	33	90	66	46	17	81	15	13	18	44	96	35	8	9																									
LAP 18	19	2	6	28	5	29	80	14	77	4	68	40	33	66	46	90	81	17	15	13	18	44	96																												

. - PIT STOP ' - LAP BEHIND



ADAC Formel 4

Sector List Race 3

Provisional



DMSB Reg. Nr.: 171/2016

Sunday, June 05, 2016 17:55:00



Lausitzring, Length: 3478m
Air temperature: 24.92°C
Track temperature: 28.34°C
Weather condition: Wet

Lap	Time	SE1	SP1	SE2	SP2	SE3	SP3	TSP	Lap	Time	SE1	SP1	SE2	SP2	SE3	SP3	TSP
2 Fittje, DEU									theoretical besttime: 1:28.122								
1	2:30.217	1:00.311	93	36.937	117	52.969	144	92	10	1:32.028	30.707	157	24.543	198	36.778	209	217
2	2:19.404	45.087	94	36.075	107	58.242	124	147	11	1:34.593	32.492	159	24.764	198	37.337	208	215
3	2:05.890	43.161	95	33.857	111	48.872	197	127	12	1:32.472	31.406	157	24.412	198	36.654	206	216
4	1:43.050	35.798	153	27.200	176	40.052	205		13	1:33.063	31.511	163	24.248	198	37.304	205	214
5	1:40.287	34.684	151	26.914	190	38.689	207	211	14	1:29.153	29.422	163	24.037	198	35.694	206	211
6	1:37.568	34.423	153	25.960	196	37.185	210	213	15	1:31.827	30.145	162	24.678	196	37.004	209	212
7	1:40.234	32.544	154	25.639	190	42.051	186	216	16	1:30.743	31.103	162	23.971	201	35.669	208	217
8	1:58.762	34.271	136	32.102	95	52.389	128	189	17	1:29.516	28.875	164	23.578	200	37.063	207	214
9	1:52.762	38.298	85	35.253	127	39.211	209	134	18	1:29.226	29.060	165	23.776	199	36.390	206	214

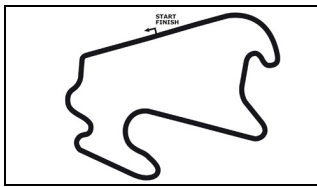
4 Baiz, ITA									theoretical besttime: 1:29.098								
1	2:37.612	1:07.060	78	38.212	93	52.340	135	85	10	1:34.184	31.177	154	25.489	197	37.518	211	218
2	2:18.456	44.694	71	35.166	104	58.596	139	118	11	1:32.952	30.396	160	25.230	199	37.326	209	220
3	2:01.708	43.255	80	32.422	104	46.031	205	131	12	1:33.422	31.644	155	25.083	200	36.695	211	
4	1:43.215	35.382	153	27.210	186	40.623	205	210	13	1:37.886	32.143	161	29.434	196	36.309	209	217
5	1:41.405	34.122	155	26.785	190	40.498	208	212	14	1:30.709	29.831	162	24.444	201	36.434	207	214
6	1:38.296	33.015	157	26.286	192	38.995	207	214	15	1:37.226	29.862	159	30.370	198	36.994	207	213
7	1:38.597	32.729	155	25.542	195	40.326	184	214	16	1:31.706	31.345	160	24.412	197	35.949	208	214
8	1:57.203	35.037	145	30.585	104	51.581	133	178	17	1:30.302	29.778	162	24.425	200	36.099	210	212
9	1:52.000	38.415	94	34.917	135	38.668	210	133	18	1:29.098	29.080	163	24.182	198	35.836	208	214

5 Zendeli, DEU									theoretical besttime: 1:30.961								
1	2:39.578	1:08.987	86	38.624	87	51.967	127	115	10	1:34.821	32.775	157	24.262	200	37.784	208	216
2	2:19.724	44.881	68	35.375	110	59.468	126	123	11	1:33.721	32.573	160	24.097	198	37.051	208	214
3	1:59.222	42.819	93	30.811	113	45.592	207	138	12	1:32.941	31.530	156	24.072	196	37.339	205	216
4	1:40.659	35.072	153	26.153	192	39.434	208	212	13	1:31.202	30.382	161	23.869	196	36.951	204	212
5	1:38.838	33.895	158	25.319	195	39.624	207	214	14	1:31.162	30.179	161	23.831	197	37.152	205	210
6	1:34.634	32.095	154	24.336	196	38.203	204	214	15	1:31.851	30.535	161	24.157	196	37.159	205	212
7	1:36.154	32.110	158	23.908	197	40.136	182	210	16	1:32.243	30.566	160	24.318	196	37.359	210	212
8	2:01.515	35.249	135	34.431	91	51.835	137	188	17	1:32.658	30.655	160	24.535	196	37.468	203	208
9	1:53.877	39.775	98	34.609	128	39.493	210	149	18	1:32.849	30.496	160	24.450	196	37.903	203	209

6 Ortmann, DEU									theoretical besttime: 1:31.585								
1	2:25.222	55.346	91	36.641	108	53.235	133	104	10	1:31.989	30.315	157	24.307	195	37.367	204	209
2	2:20.231	46.343	100	36.089	101	57.799	137	131	11	1:31.585	30.272	155	24.088	196	37.225	204	209
3	2:04.854	43.503	99	34.419	114	46.932	203	140	12	1:32.164	30.420	157	24.181	194	37.563	204	208
4	1:36.947	32.599	158	25.162	193	39.186	202	209	13	1:32.325	30.373	158	24.380	196	37.572	202	209
5	1:34.559	31.459	158	24.452	196	38.648	203	209	14	1:32.962	30.603	158	24.421	195	37.938	202	208
6	1:33.236	30.961	159	24.116	196	38.159	204	210	15	1:33.095	30.648	159	24.404	195	38.043	201	208
7	1:34.687	30.586	160	24.704	185	39.397	169	210	16	1:34.030	31.143	156	24.591	193	38.296	203	208
8	2:09.436	40.551	108	37.144	117	51.741	152	163	17	1:34.938	31.526	155	24.814	193	38.598	203	208
9	1:59.838	39.817	107	35.082	121	44.939	202	170	18	1:33.337	30.950	158	24.385	196	38.002	196	209

7 Söderström, SWE									theoretical besttime: 1:36.654								
1	2:48.512	1:17.685	98	37.612	81	53.215	124	85	4	1:40.142	34.611	158	25.726	193	39.805	204	217
2	2:19.392	42.955	56	36.282	109	1:00.155	116	116	5	1:37.467	33.642	152	25.050	193	38.775	208	211
3	1:54.118	42.475	85	29.816	149	41.827	212	123	6		32.829	155					215

8 Engstler, DEU									theoretical besttime: 1:29.676								
1	2:50.133	1:20.043	112	36.703	79	53.387	111	93	10	1:32.829	30.960	155	24.814	196	37.055	206	210
2	2:19.829	43.816	54	34.924	147	1:01.089	112	117	11	1:32.842	31.452	154	24.820	199	36.570	206	214
3	1:54.291	42.158	86	29.283	170	42.850	202	113	12	1:30.269	30.091	161	24.155	196	36.023	208	213
4	1:40.644	35.296	154	25.662	192	39.686	203	207	13	1:30.522	30.255	162	24.052	199	36.215	207	213
5	1:38.497	33.556	158	25.323	196	39.618	204	211	14	1:31.740	29.718	162	24.523	196	37.499	210	214
6	1:37.028	33.242	152	25.165	195	38.621	204	212	15	1:30.860	30.318	162	24.636	198	35.906	208	216
7	1:38.278	32.424	156	25.136	171	40.718	170	211	16	1:31.359	30.322	162	24.649	199	36.388	209	215
8	1:53.881	35.091	155	30.688	99	48.102		157	17	1:31.631	30.855	162	24.446	198	36.330	207	213
9	3:45.249	2:40.605	151	26.352	191	38.292	205										



ADAC Formel 4

Sector List Race 3

Provisional



Lausitzring, Length: 3478m
Air temperature: 24.92°C
Track temperature: 28.34°C
Weather condition: Wet

DMSB Reg. Nr.: 171/2016

Sunday, June 05, 2016 17:55:00

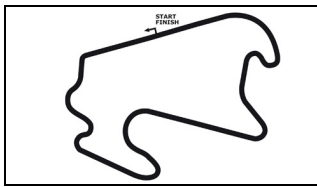
Lap	Time	SE1	SP1	SE2	SP2	SE3	SP3	TSP	Lap	Time	SE1	SP1	SE2	SP2	SE3	SP3	TSP
9 Feller, CHE									theoretical besttime: 1:33.229								
1	2:40.130	1:09.578	79	38.715	93	51.837	126	125	10	1:46.135	32.044	158	24.975	197	49.116	198	211
2	2:19.792	44.799	68	35.524	109	59.469	115	124	11	1:39.116	31.907	157	25.693	191	41.516		207
3	1:59.094	42.677	88	30.845	110	45.572	202	133	12	3:06.679	2:03.480	159	25.411	194	37.788	205	
4	1:42.043	36.727	158	25.422	191	39.894	204	209	13	1:33.841	31.069	162	24.730	191	38.042	205	211
5	1:37.596	32.752	158	25.530	192	39.314	207	209	14	1:33.751	31.147	160	24.456	195	38.148	203	210
6	1:35.585	32.716	158	24.571	195	38.298	204	215	15	1:33.883	30.985	161	24.858	195	38.040	206	207
7	1:36.533	32.044	159	25.002	194	39.487	164	212	16	1:34.102	31.044	160	24.830	193	38.228	201	213
8	2:01.370	34.889	145	34.385	97	52.096	158	166	17	1:34.884	31.213	160	25.125	193	38.546	201	209
9	1:54.226	39.087	95	35.163	114	39.976	204	161									

13 Brandt, DEU									theoretical besttime: 1:32.759								
1	2:51.201	1:22.478	112	35.946	89	52.777	126	108	10	1:35.746	32.337	157	24.640	197	38.769	204	214
2	2:19.754	43.779	49	35.471	130	1:00.504	113	114	11	1:34.324	32.169	158	24.079	195	38.076	200	211
3	1:54.057	42.337	75	29.065	166	42.655	204	112	12	1:33.111	31.103	159	24.010	193	37.998	203	210
4	1:40.631	35.592	156	25.360	195	39.679	206	211	13	1:33.405	31.492	158	24.267	193	37.646	201	210
5	1:39.070	33.054	158	26.451	193	39.565	205	212	14	1:35.079	31.513	158	24.686	192	38.880	203	209
6	1:37.388	32.608	155	25.611	194	39.169	205	212	15	1:36.263	32.037	159	25.520	193	38.706	203	209
7	1:38.402	31.925	158	25.851	163	40.626	167	211	16	1:35.765	31.579	159	25.169	192	39.017	201	209
8	1:57.334	34.505	127	31.307	107	51.522	123	165	17	1:34.702	31.290	159	24.755	194	38.657	205	209
9	1:52.365	38.321	91	34.501	129	39.543	203	124	18	1:35.782	31.724	158	25.260	192	38.798	204	211

14 Preining, AUT									theoretical besttime: 1:31.828								
1	2:30.760	1:00.931	103	37.141	116	52.688	147	84	10	1:33.173	31.454	156	24.491	195	37.228	206	211
2	2:19.692	45.214	94	35.922	110	58.556	129	150	11	1:33.210	31.236	157	24.221	195	37.753	201	211
3	2:03.464	42.852	92	34.030	108	46.582	204	135	12	1:32.548	30.766	157	23.834	193	37.948	201	207
4	1:35.584	32.064	158	24.607	196	38.913	200	210	13	1:33.161	30.780	159	24.155	193	38.226	201	207
5	1:36.688	32.413	154	24.886	197	39.389	204	207	14	1:33.092	30.924	155	24.389	192	37.779	202	207
6	1:35.224	32.283	157	24.196	196	38.745	202	210	15	1:33.967	30.934	158	24.805	192	38.228	200	207
7	1:33.704	31.334	154	24.033	194	38.337	195	209	16	1:34.534	31.662	158	24.796	193	38.076	201	206
8	2:05.925	37.596	112	37.316	106	51.013	161	188	17	1:35.775	31.450	157	25.079	192	39.246	198	207
9	1:59.724	40.436	114	35.079	112	44.209	205	152	18	1:34.715	31.624	158	24.545	192	38.546	200	207

15 Waldherr, DEU									theoretical besttime: 1:32.297								
1	2:45.648	1:14.623	89	37.886	66	53.139	114	88	10	1:34.137	31.727	154	24.077	195	38.333	203	210
2	2:19.428	43.712	60	36.286	109	59.430	135	117	11	1:35.193	32.585	155	24.573	196	38.035	204	210
3	1:55.412	42.875	90	30.277	134	42.260	205	130	12	1:33.958	32.090	154	24.136	193	37.732	204	211
4	1:41.709	35.537	151	26.262	192	39.910	204	211	13	1:42.612	33.897	151	30.633	174	38.082	201	212
5	1:36.414	32.393	158	24.505	196	39.516	202	211	14	1:32.908	30.966	159	24.314	191	37.628	202	207
6	1:34.466	31.891	158	24.208	195	38.367	203	207	15	1:34.928	32.397	156	24.521	191	38.010	203	208
7	1:36.555	32.243	155	24.469	193	39.843	167	209	16	1:34.069	30.592	160	24.883	193	38.594	201	209
8	2:01.761	35.540	152	34.212	97	52.009	149	165	17	1:34.436	30.893	159	25.151	193	38.392	203	208
9	1:54.395	39.320	92	35.113	109	39.962	204	145	18	1:35.990	31.699	158	25.504	190	38.787	199	209

17 Ciantini, CHE									theoretical besttime: 1:33.228								
1	2:38.988	1:08.326	83	38.648	95	52.014	121	112	10	1:34.645	32.431	157	24.008	197	38.206	207	213
2	2:19.160	44.840	71	35.267	109	59.053	126	136	11	1:35.341	31.999	157	25.387	189	37.955	203	214
3	2:00.263	43.399	90	30.959	114	45.905	198	126	12	1:34.888	32.549	153	24.455	193	37.884	206	209
4	1:39.079	35.193	155	25.102	189	38.784	201		13	1:35.127	32.512	158	24.390	193	38.225	202	213
5	1:35.590	32.099	157	24.367	194	39.124	201	208	14	1:34.567	31.336	154	24.966	192	38.265	203	208
6	1:34.792	31.578	158	24.260	194	38.954	202	207	15	1:37.737	31.900	151	27.196	190	38.641	203	210
7	1:36.805	31.769	158	24.760	191	40.276	184	209	16	1:35.890	32.126	158	25.384	192	38.380	201	209
8	2:02.720	35.803	119	34.679	107	52.238	147	173	17	1:35.407	31.379	159	25.262	193	38.766	203	208
9	1:56.212	39.343	104	35.087	134	41.782	206	153	18	1:36.672	32.748	155	25.251	188	38.673	203	211



ADAC Formel 4

Sector List Race 3

Provisional



Lausitzring, Length: 3478m
Air temperature: 24.92°C
Track temperature: 28.34°C
Weather condition: Wet

DMSB Reg. Nr.: 171/2016

Sunday, June 05, 2016 17:55:00

Lap	Time	SE1	SP1	SE2	SP2	SE3	SP3	TSP	Lap	Time	SE1	SP1	SE2	SP2	SE3	SP3	TSP
18 Meikup, EST									theoretical besttime: 1:34.052								
1	2:46.723	1:15.830	90	37.723	73	53.170	118	100	10	1:35.431	32.044	157	24.240	194	39.147	203	211
2	2:19.230	43.517	61	36.427	109	59.286	129	119	11	1:36.050	32.258	158	24.201	194	39.591	203	209
3	1:55.383	42.960	88	30.186	145	42.237	206	140	12	1:36.585	32.534	157	25.012	192	39.039	203	210
4	1:42.635	36.614	143	25.682	191	40.339	202	212	13	1:34.891	31.885	155	24.764	192	38.242	202	209
5	1:38.928	33.302	159	25.301	195	40.325	206	209	14	1:35.818	32.210	155	24.657	193	38.951	203	209
6	1:36.695	32.627	156	25.085	195	38.983	204	211	15	1:35.064	31.905	154	24.942	192	38.217	203	209
7	1:38.071	32.385	156	25.065	178	40.621	178	211	16	1:35.845	32.007	157	25.346	190	38.492	202	209
8	1:58.739	34.522	142	31.880	96	52.337	122	183	17	1:36.647	32.976	157	25.002	192	38.669	203	209
9	1:53.661	38.187	87	34.866	130	40.608	203	133	18	1:35.561	31.634	156	24.550	192	39.377	200	208

19 Scherer, CHE									theoretical besttime: 1:27.731								
1	2:36.654	1:06.396	84	37.596	96	52.662	140	90	10	1:33.641	30.898	154	24.607	198	38.136	206	216
2	2:18.409	44.731	68	35.357	111	58.321	129	129	11	1:33.100	30.945	160	24.344	198	37.811	205	213
3	2:03.201	43.432	82	32.752	110	47.017	202	130	12	1:32.585	31.742	157	24.596	196	36.247	206	211
4	1:45.803	37.011	147	27.332	191	41.460	206	203	13	1:34.946	34.382	156	24.572	195	35.992	205	212
5	1:40.176	34.280	154	26.632	191	39.264	205	212	14	1:29.328	29.403	162	24.406	195	35.519	206	211
6	1:37.060	33.068	152	25.822	195	38.170	206	211	15	1:28.414	28.998	163	23.260	200	36.156	205	212
7	1:38.403	32.216	153	25.791	187	40.396	176	212	16	1:29.475	29.996	162	23.981	198	35.498	206	211
8	1:57.135	34.922	146	30.807	110	51.406	125	175	17	1:28.918	29.770	160	23.445	198	35.703	204	209
9	1:52.048	38.513	101	34.979	129	38.556	208	120	18	1:28.300	29.310	161	23.235	198	35.755	202	210

20 Kratz, DEU									theoretical besttime: 1:36.753								
1	3:02.692	1:24.040	110	36.335	92	1:02.317		92	3	1:39.141	33.719	157	26.068	190	39.354	200	204
2	4:16.155	3:08.280	155	27.163	178	40.712	199		4	1:40.537	32.215	157	25.184	188	43.138		206

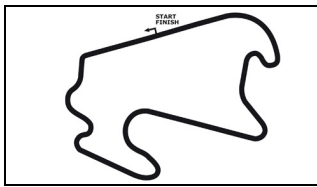
23 Hanses, DEU									theoretical besttime:								
1	2:49.373	1:19.001	113	36.716	82	53.656	111	89	3	2:13.556	42.694	77	29.066	155	1:01.796		124
2	2:19.289	42.786	59	35.939	115	1:00.564	114	123									

25 Müller-Crepon, CHE									theoretical besttime: 2:15.221								
1	2:41.252	1:10.352	77	38.831	75	52.069	124	103	3	1:57.878	43.151	97	30.323	118	44.404	203	133
2	2:19.299	44.480	68	35.812	111	59.007	117	139	4	2:24.258	57.197	117	33.620	147	53.441		209

27 Gachot, GBR									theoretical besttime: 2:09.617								
1	2:42.703	1:11.126	79	38.760	70	52.817	113	81	3	1:57.681	43.531	81	29.923	117	44.227	207	136
2	2:18.504	44.117	60	35.366	123	59.021	105	129	4	2:17.232	49.640	106	35.750	133	51.842		214

28 Schramm, DEU									theoretical besttime: 1:31.656								
1	2:25.872	56.028	84	37.030	113	52.814	138	102	10	1:31.985	30.749	153	24.081	196	37.155	204	212
2	2:20.184	46.385	90	35.964	108	57.835	137	122	11	1:32.026	30.443	158	24.451	196	37.132	203	211
3	2:04.472	43.399	105	34.521	115	46.552	204	147	12	1:32.408	30.820	157	24.325	194	37.263	202	210
4	1:37.635	33.151	152	24.770	195	39.714	203	211	13	1:32.515	30.699	159	24.535	195	37.281	201	209
5	1:35.481	32.685	154	24.435	197	38.361	203	209	14	1:33.675	30.980	156	25.028	193	37.667	201	209
6	1:33.822	31.686	158	24.157	196	37.979	207	209	15	1:33.792	31.166	159	25.063	192	37.563	201	208
7	1:33.417	31.555	157	24.114	195	37.748	189	214	16	1:33.524	30.897	159	25.156	193	37.471	202	207
8	2:08.737	40.064	110	37.152	113	51.521	150	174	17	1:33.982	31.379	158	25.011	194	37.592	202	209
9	1:59.822	40.019	114	34.949	126	44.854	205	158	18	1:32.997	30.598	159	24.658	195	37.741	203	209

29 Schumacher, DEU									theoretical besttime: 1:31.404								
1	2:32.719	1:02.903	90	36.815	99	53.001	125	105	10	1:32.603	31.706	158	23.828	196	37.069	202	214
2	2:18.846	45.116	82	35.601	100	58.129	129	138	11	1:31.771	30.520	158	23.976	193	37.275	202	209
3	2:02.599	43.379	93	33.800	103	45.420	204	132	12	1:32.287	30.671	157	24.057	194	37.559	202	208
4	1:36.910	33.710	152	24.474	197	38.726	208	211	13	1:32.953	30.909	158	24.274	194	37.770	203	208
5	1:35.165	33.203	156	24.205	195	37.757	206	215	14	1:37.461	30.636	158	28.547	193	38.278	203	210
6	1:33.627	31.800	153	24.237	196	37.590	203	213	15	1:33.780	30.886	158	24.541	193	38.353	208	210
7	1:33.066	31.199	158	23.938	195	37.929	201	209	16	1:34.413	31.267	160	25.289	194	37.857	204	216



ADAC Formel 4

Sector List Race 3

Provisional



Lausitzring, Length: 3478m
Air temperature: 24.92°C
Track temperature: 28.34°C
Weather condition: Wet

DMSB Reg. Nr.: 171/2016

Sunday, June 05, 2016 17:55:00

Lap	Time	SE1	SP1	SE2	SP2	SE3	SP3	TSP	Lap	Time	SE1	SP1	SE2	SP2	SE3	SP3	TSP
8	2:07.488	38.973	113	37.438	104	51.077	152	185	17	1:34.077	30.823	160	24.870	196	38.384	202	210
9	1:59.767	40.367	121	34.970	125	44.430	208	154	18	1:33.024	30.507	159	24.589	193	37.928	202	208

33 Aberdein, ZAF

theoretical besttime: 1:32.718

1	2:43.288	1:12.159	81	38.481	69	52.648	116	73	10	1:34.720	32.449	157	24.442	197	37.829	204	214
2	2:18.997	44.221	58	35.894	114	58.882	118	123	11	1:33.480	32.056	158	24.179	194	37.245	209	214
3	1:56.903	43.106	89	30.544	131	43.253	202	125	12	1:34.614	31.472	157	24.831	195	38.311	202	217
4	1:40.099	35.719	153	25.090	192	39.290	204	212	13	1:34.020	31.294	157	24.649	193	38.077	204	209
5	1:38.058	33.940	154	25.301	194	38.817	204	211	14	1:34.769	32.212	152	24.474	195	38.083	204	212
6	1:34.156	31.788	158	24.186	195	38.182	204	211	15	1:34.416	31.690	157	24.827	193	37.899	205	212
7	1:36.795	32.108	157	24.266	193	40.421	188	211	16	1:34.692	31.514	159	24.965	192	38.213	201	211
8	2:01.394	34.849	144	34.855	88	51.690	137	184	17	1:36.168	32.405	155	25.402	192	38.361	201	209
9	1:54.560	39.637	107	34.620	132	40.303	204	156	18	1:34.519	31.362	158	25.005	192	38.152	201	210

35 Laliberte, FRA

theoretical besttime: 1:27.631

1	2:32.062	1:02.007	110	37.088	105	52.967	128	86	10	1:34.830	31.995	156	24.703	195	38.132	205	217
2	2:19.101	44.697	94	35.865	106	58.539	125	142	11	1:52.656	45.913	154	25.421	189	41.322		212
3	2:02.688	42.963	94	33.826	111	45.899	201	133	12	3:08.498	2:07.051	158	25.303	198	36.144	208	
4	1:37.053	33.311	156	24.289	196	39.453	203	207	13	1:28.764	29.011	156	23.971	200	35.782	209	214
5	1:37.920	33.140	156	25.333	196	39.447	203	211	14	1:29.112	28.918	164	23.607	203	36.587	206	215
6	1:35.444	31.894	160	24.689	193	38.861	203	209	15	1:30.780	31.167	161	24.321	202	35.292	211	213
7	1:36.559	31.803	158	24.715	195	40.041	158	210	16	1:31.101	30.050	160	24.178	202	36.873	208	217
8	2:04.079	37.518	135	34.643	105	51.918	152	149	17	1:27.994	29.281	163	23.515	201	35.198	209	214
9	1:57.375	39.309	110	35.080	133	42.986	209	153									

40 Hoogenboom, NLD

theoretical besttime: 1:32.863

1	2:24.545	54.308	102	36.974	114	53.263	129	80	10	1:33.539	31.673	159	24.059	196	37.807	205	214
2	2:19.882	45.980	107	36.202	118	57.700	139	126	11	1:34.522	32.248	153	24.626	194	37.648	202	212
3	2:05.192	43.606	105	34.568	112	47.018	201	137	12	1:33.662	31.156	158	24.422	193	38.084	202	209
4	1:38.007	33.283	152	25.464	196	39.260	204	207	13	1:34.350	31.410	158	24.682	192	38.258	201	208
5	1:38.074	33.339	158	25.226	194	39.509	205	210	14	1:34.384	31.498	157	24.984	192	37.902	201	209
6	1:35.894	32.293	156	25.159	195	38.442	204	211	15	1:35.154	31.833	159	25.027	192	38.294	203	208
7	1:38.829	32.241	156	25.957	187	40.631	148	211	16	1:34.774	31.395	156	25.163	192	38.216	202	209
8	2:03.586	35.326	121	36.516	100	51.744	142	155	17	1:34.265	31.431	157	24.893	192	37.941	202	209
9	1:58.101	39.427	112	34.929	128	43.745	206	158	18	1:36.086	31.367	158	25.269	193	39.450	203	209

44 Vips, ITA

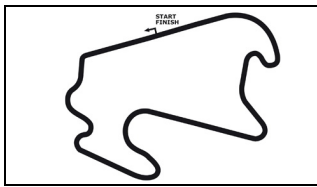
theoretical besttime: 1:33.552

1	2:27.183	56.939	97	37.359	126	52.885	138	93	10	1:34.244	31.451	152	24.583	192	38.210	200	209
2	2:19.860	45.840	93	36.178	116	57.842	133	145	11	1:35.882	32.302	152	25.143	192	38.437	200	206
3	2:04.328	43.430	99	34.167	114	46.731	206	142	12	1:36.165	32.347	156	24.768	193	39.050	203	207
4	1:37.294	33.017	156	24.919	192	39.358	203	211	13	2:00.404	33.116	153	49.022	190	38.266	200	208
5	1:36.761	33.053	158	24.771	195	38.937	202	209	14	1:35.681	31.946	153	25.302	186	38.433	199	205
6	1:36.098	31.904	157	24.940	190	39.254	201	208	15	1:35.120	31.282	157	25.189	187	38.649	198	205
7	1:37.543	32.324	151	25.803	189	39.416	199	209	16	1:39.094	31.845	150	25.538	188	41.711	198	205
8	2:03.114	34.733	113	37.014	102	51.367	166	203	17	1:34.131	31.453	157	24.672	190	38.006	200	204
9	1:59.087	40.062	116	34.924	119	44.101	203	154	18	1:34.211	30.963	158	24.751	188	38.497	197	206

46 Auricchio, DEU

theoretical besttime: 1:33.252

1	2:38.318	1:07.802	83	38.086	92	52.430	128	88	10	1:35.024	32.273	157	24.404	197	38.347	204	214
2	2:19.215	44.674	66	35.356	111	59.185	123	126	11	1:35.805	33.003	157	24.747	195	38.055	204	210
3	2:00.489	43.672	107	30.839	116	45.978	208	135	12	1:35.327	32.265	156	24.917	194	38.145	206	211
4	1:37.446	33.325	157	25.169	192	38.952	205	213	13	1:37.741	32.555	158	26.972	195	38.214	205	213
5	1:35.314	32.154	160	24.642	196	38.518	207	209	14	1:33.488	31.122	159	24.568	196	37.798	204	211
6	1:35.508	32.632	159	24.714	196	38.162	207	213	15	1:35.047	31.050	159	25.465	182	38.532	205	211
7	1:39.315	32.493	158	25.524	177	41.298	183	214	16	1:34.626	31.914	160	24.560	195	38.152	205	213
8	2:02.559	35.489	125	34.778	108	52.292	142	157	17	1:35.591	31.789	159	24.906	196	38.896	206	211
9	1:55.767	39.299	108	34.612	135	41.856	206	148	18	1:34.738	32.181	160	24.538	194	38.019	203	212



ADAC Formel 4

Sector List Race 3

Provisional



Lausitzring, Length: 3478m
Air temperature: 24.92°C
Track temperature: 28.34°C
Weather condition: Wet

DMSB Reg. Nr.: 171/2016

Sunday, June 05, 2016 17:55:00

Lap	Time	SE1	SP1	SE2	SP2	SE3	SP3	TSP	Lap	Time	SE1	SP1	SE2	SP2	SE3	SP3	TSP
55	Niederhauser, CHE																theoretical besttime:
1	1:21.155	116	36.273	86				90									

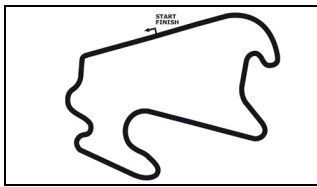
66 Laaksonen, FIN									theoretical besttime: 1:32.576								
1	2:44.368	1:13.333	91	37.948	68	53.087	121	77	10	1:36.779	32.161	155	24.295	198	40.323	202	211
2	2:18.852	43.714	61	35.987	110	59.151	125	123	11	1:32.762	31.025	158	24.098	194	37.639	204	210
3	1:56.066	43.424	86	30.171	157	42.471	203	123	12	1:33.874	30.839	159	24.326	196	38.709	204	211
4	1:43.100	37.436	158	25.917	191	39.747	205	205	13	1:34.200	31.311	156	25.168	195	37.721	202	211
5	1:38.417	33.363	158	26.181	193	38.873	210	211	14	1:34.391	31.542	157	24.734	193	38.115	202	209
6	1:36.858	33.152	156	25.537	197	38.169	204	217	15	1:34.753	31.509	158	24.669	193	38.575	201	208
7	1:38.033	31.764	159	24.667	174	41.602	194	211	16	1:35.549	32.198	158	25.225	194	38.126	203	205
8	1:59.433	34.580	147	32.398	102	52.455	128	197	17	1:35.613	31.977	158	25.021	193	38.615	206	211
9	1:53.177	38.320	84	34.760	118	40.097	203	133	18	1:34.590	31.652	158	24.570	192	38.368	202	212

68 Correa, ITA									theoretical besttime: 1:32.040								
1	2:34.542	1:04.989	98	37.603	98	51.950	118	94	10	1:33.698	31.965	155	24.136	199	37.597	206	217
2	2:18.643	45.331	74	35.638	104	57.674	121	120	11	1:44.523	42.579	148	23.989	196	37.955	205	215
3	2:01.870	43.995	78	32.657	112	45.218	204	131	12	1:32.835	31.124	159	24.148	193	37.563	203	213
4	1:37.428	32.752	158	25.293	193	39.383	204	210	13	1:32.717	30.909	155	24.120	198	37.688	203	209
5	1:35.772	32.188	159	24.385	196	39.199	204	211	14	1:33.154	31.128	160	24.319	193	37.707	204	210
6	1:34.359	31.840	156	24.223	193	38.296	206	211	15	1:32.094	30.599	160	23.890	194	37.605	204	211
7	1:43.586	31.791	158	30.285	185	41.510	170	212	16	1:32.567	30.587	159	24.166	194	37.814	204	209
8	2:02.498	35.271	121	35.453	106	51.774	140	164	17	1:33.014	30.622	159	24.401	193	37.991	206	211
9	1:55.072	39.506	110	34.527	145	41.039	208	142	18	1:33.826	30.626	160	24.530	197	38.670	203	215

77 van Uiter, NLD									theoretical besttime: 1:31.394								
1	2:47.598	1:16.701	90	37.473	78	53.424	116	93	10	1:33.404	31.468	155	24.288	197	37.648	206	214
2	2:19.303	43.324	55	36.341	102	59.638	126	114	11	1:33.930	32.310	157	24.745	198	36.875	207	212
3	1:55.026	42.585	80	29.831	161	42.610	207	126	12	1:33.461	31.630	159	23.995	196	37.836	206	215
4	1:42.149	36.400	107	26.402	195	39.347	201	213	13	1:33.503	31.326	161	24.062	197	38.115	205	212
5	1:36.619	32.889	158	24.965	192	38.765	207	209	14	1:32.707	31.152	160	24.302	195	37.253	206	211
6	1:35.029	32.880	150	24.399	194	37.750	205	214	15	1:31.966	30.771	159	24.059	196	37.136	205	212
7	1:37.774	31.183	158	24.648	191	41.943	189	212	16	1:31.876	30.524	160	24.108	195	37.244	204	212
8	1:59.838	34.607	150	32.668	97	52.563	144	187	17	1:33.348	30.560	158	24.498	194	38.290	205	211
9	1:53.072	38.614	88	34.744	110	39.714	208	153	18	1:34.339	31.697	160	24.731	195	37.911	203	213

80 Drugovich, AUT									theoretical besttime: 1:32.013								
1	2:29.413	59.576	89	36.751	118	53.086	145	88	10	1:33.701	31.438	156	24.535	196	37.728	200	212
2	2:19.343	45.175	95	36.167	105	58.001	123	146	11	1:33.160	31.118	157	24.277	196	37.765	207	208
3	2:03.209	43.358	94	33.856	117	45.995	203	131	12	1:33.828	31.468	158	24.894	192	37.466	202	214
4	1:38.440	33.595	157	25.385	190	39.460	201	209	13	1:32.924	30.887	158	24.448	193	37.589	202	208
5	1:36.677	33.108	156	24.972	192	38.597	203	208	14	1:33.572	30.466	159	24.361	195	38.745	201	208
6	1:34.782	32.475	158	24.390	196	37.917	205	209	15	1:33.496	30.607	160	24.794	192	38.095	203	208
7	1:38.378	32.473	156	25.719	192	40.186	158	211	16	1:33.340	31.065	160	24.470	194	37.805	205	209
8	2:03.018	34.567	117	36.791	101	51.660	153	174	17	1:34.462	30.972	160	24.690	194	38.800	204	211
9	1:58.477	39.721	109	34.881	123	43.875	205	163	18	1:32.794	30.843	159	24.081	193	37.870	201	210

81 Nielsen, DNK									theoretical besttime: 1:32.597								
1	2:45.209	1:14.045	92	37.984	64	53.180	117	90	10	1:33.322	31.601	159	24.494	196	37.227	207	211
2	2:18.842	43.601	59	36.025	123	59.216	141	119	11	1:35.609	32.684	158	24.743	196	38.182	207	214
3	1:56.441	43.093	102	30.051	161	43.297	203	124	12	1:34.416	31.737	159	24.584	197	38.095	207	214
4	1:41.975	35.742	154	26.326	190	39.907	206	209	13	1:38.202	31.926	158	28.824	193	37.452	202	215
5	1:37.889	32.916	157	26.165	192	38.808	204	212	14	1:33.502	30.876	159	24.564	195	38.062	206	209
6	1:35.938	32.877	157	25.080	195	37.981	206	211	15	1:35.316	31.255	158	25.328	189	38.733	201	214
7	1:37.832	32.092	154	25.135	194	40.605	184	212	16	1:35.468	31.650	158	25.485	193	38.333	200	206
8	1:59.889	34.813	127	32.473	103	52.603	138	186	17	1:34.725	31.348	158	25.011	193	38.366	202	204
9	1:52.990	38.602	90	34.613	113	39.775	206	148	18	1:35.779	31.922	158	25.146	192	38.711	201	208



ADAC Formel 4

Sector List Race 3

Provisional



Lausitzring, Length: 3478m
Air temperature: 24.92°C
Track temperature: 28.34°C
Weather condition: Wet

DMSB Reg. Nr.: 171/2016

Sunday, June 05, 2016 17:55:00

Lap	Time	SE1	SP1	SE2	SP2	SE3	SP3	TSP	Lap	Time	SE1	SP1	SE2	SP2	SE3	SP3	TSP
90 Piro, DEU									theoretical besttime: 1:33.867								
1	2:33.181	1:03.566	90	36.570	104	53.045	119	108	10	1:34.772	31.990	158	24.465	197	38.317	205	214
2	2:19.097	45.176	85	35.639	102	58.282	126	122	11	1:34.248	31.982	156	24.337	196	37.929	204	213
3	2:03.083	43.272	87	33.508	106	46.303	205	125	12	1:35.865	32.521	157	24.414	195	38.930	205	211
4	1:38.484	34.142	155	25.023	195	39.319	205	212	13	1:36.047	33.361	157	24.875	195	37.811	203	213
5	1:36.584	33.107	158	24.442	197	39.035	205	211	14	1:34.945	32.048	157	24.527	194	38.370	204	209
6	1:35.041	32.004	158	24.338	197	38.699	204	213	15	1:34.943	31.719	154	25.245	193	37.979	203	211
7	1:37.049	32.686	156	25.021	197	39.342	173	211	16	1:35.895	32.032	158	25.367	194	38.496	204	210
8	2:03.639	36.866	123	34.662	103	52.111	140	153	17	1:36.151	32.132	157	25.203	193	38.816	202	211
9	1:57.147	39.622	118	34.961	135	42.564	205	151	18	1:36.603	32.456	158	25.336	192	38.811	202	209

96 Mawson, DEU									theoretical besttime: 1:33.211								
1	2:27.902	57.726	92	37.112	134	53.064	152	78	10	1:33.704	31.549	155	24.408	197	37.747	203	210
2	2:19.934	45.922	90	35.985	104	58.027	131	151	11	1:34.789	31.977	157	24.845	193	37.967	203	211
3	2:03.306	43.449	100	33.795	125	46.062	205	139	12	1:36.308	31.455	157	25.059	190	39.794		210
4	1:36.867	32.615	158	25.404	193	38.848	205	211	13	2:34.881	1:32.191	157	24.798	193	37.892	202	
5	1:34.692	32.137	159	24.230	197	38.325	204	211	14	1:34.833	31.608	157	24.937	193	38.288	202	209
6	1:34.607	31.873	156	24.485	196	38.249	204	209	15	1:35.436	32.279	158	24.990	193	38.167	201	209
7	1:34.892	32.190	159	24.337	195	38.365	179	211	16	1:34.962	31.744	158	25.013	192	38.205	202	208
8	2:07.942	39.255	104	37.465	107	51.222	151	175	17	1:34.586	31.234	159	25.313	190	38.039	202	208
9	1:59.844	40.202	113	34.988	139	44.654	204	157	18	1:35.794	31.913	158	25.553	193	38.328	202	209

99 Flörsch, DEU									theoretical besttime: 1:33.073								
1	2:34.926	1:05.615	92	37.556	94	51.755	124	92	10	1:34.411	32.155	158	24.698	195	37.558	204	216
2	2:18.706	45.574	72	35.540	106	57.592	127	120	11	1:34.591	32.341	157	24.290	196	37.960	204	210
3	2:01.977	44.261	74	32.475	115	45.241	203	127	12	1:34.463	31.734	157	24.735	194	37.994	204	211
4	1:38.666	34.059	156	25.562	192	39.045	206	210	13	1:34.642	31.382	157	24.936	193	38.324	204	212
5	1:36.235	32.975	158	24.681	196	38.579	206	212	14	1:34.839	31.225	158	25.281	192	38.333	202	210
6	1:35.189	32.360	158	24.412	196	38.417	207	211	15	1:39.976	31.412	158	25.673	187	42.891		208
7	1:36.102	32.770	157	24.462	195	38.870	175	214	16	2:24.553	1:20.006	156	25.721	189	38.826	202	
8	2:03.629	37.010	135	34.817	101	51.802	150	161	17		31.769	156	25.896	190			209
9	1:56.995	39.584	116	34.961	130	42.450	210	148									