

ADAC Formel 4

Result List Race 2

Provisional



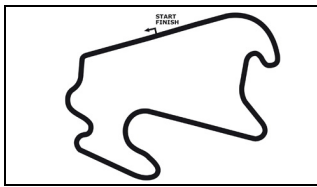
Lausitzring, Length: 3478m
Air temperature: 28.05°C
Track temperature: 31.61°C
Weather condition: Dry

DMSB Reg. Nr.: 171/2016

Saturday, June 04, 2016 17:40:00

started : 35 classified : 28 not classified : 7

Nr.	Drivers	Sponsor	Laps	Total Time	Gap	Kph	Lap	Time	Kph
Cl.	Car	Competitor							
1	29 M.Schumacher(DEU) ADAC Formel 4 powered by Abarth	Prema Powerteam	14	25:11.460		114.5	7	1:22.983	150.8
2	96 J.Mawson(DEU) ADAC Formel 4 powered by Abarth	Van Amersfoort Racing	14	25:12.000	0.540	114.5	7	1:23.062	150.7
3	2 J.Fittje(DEU) ADAC Formel 4 powered by Abarth	US Racing	14	25:12.695	1.235	114.5	7	1:23.280	150.3
4	6 M.Ortmann(DEU) ADAC Formel 4 powered by Abarth	ADAC Berlin-Brandenburg e.V.	14	25:13.748	2.288	114.6	7	1:23.237	150.4
5	28 K.Schramm(DEU) ADAC Formel 4 powered by Abarth	US Racing	14	25:14.285	2.825	114.6	7	1:22.922	150.9
6	5 L.Zendeli(DEU) R ADAC Formel 4 powered by Abarth	ADAC Berlin-Brandenburg e.V.	14	25:15.423	3.963	114.5	7	1:23.965	149.1
7	14 T.Preining(AUT) ADAC Formel 4 powered by Abarth	Lechner Racing	14	25:15.881	4.421	114.5	7	1:23.459	150.0
8	80 F.Drugovich(AUT) R ADAC Formel 4 powered by Abarth	Neuhauser Racing	14	25:16.789	5.329	114.5	7	1:23.909	149.2
9	68 J.Correa(ITA) R ADAC Formel 4 powered by Abarth	Prema Powerteam	14	25:17.959	6.499	114.4	7	1:25.290	146.8
10	19 F.Scherer(CHE) R ADAC Formel 4 powered by Abarth	Jenzer Motorsport	14	25:18.554	7.094	114.3	7	1:24.677	147.8
11	44 J.Vips(ITA) R ADAC Formel 4 powered by Abarth	Prema Powerteam	14	25:19.641	8.181	114.3	7	1:25.287	146.8
12	77 J.van Uiter(NLD) ADAC Formel 4 powered by Abarth	Jenzer Motorsport	14	25:20.078	8.618	114.4	6	1:24.752	147.7
13	33 J.Aberdein(ZAF) R ADAC Formel 4 powered by Abarth	Motopark	14	25:21.009	9.549	114.5	7	1:25.452	146.5
14	40 L.Hoogenboom(NLD) R ADAC Formel 4 powered by Abarth	Van Amersfoort Racing	14	25:21.934	10.474	114.2	6	1:24.949	147.3
15	81 N.Nielsen(DNK) R ADAC Formel 4 powered by Abarth	Neuhauser Racing	14	25:22.270	10.810	114.4	7	1:25.512	146.4
16	66 S.Laaksonen(FIN) ADAC Formel 4 powered by Abarth	Motopark	14	25:22.817	11.357	114.3	7	1:26.169	145.3
17	8 L.Engstler(DEU) ADAC Formel 4 powered by Abarth	Liqui Moly Team Engstler	14	25:24.432	12.972	114.3	6	1:26.041	145.5
18	9 R.Feller(CHE) R ADAC Formel 4 powered by Abarth	ADAC Berlin-Brandenburg e.V.	14	25:25.113	13.653	114.3	7	1:25.523	146.4
19	7 O.Söderström(SWE) ADAC Formel 4 powered by Abarth	ADAC Berlin-Brandenburg e.V.	14	25:25.646	14.186	114.4	7	1:24.966	147.3
20	99 S.Flörsch(DEU) ADAC Formel 4 powered by Abarth	Motopark	14	25:26.027	14.567	114.9	7	1:25.275	146.8
21	46 M.Auricchio(DEU) ADAC Formel 4 powered by Abarth	Team Timo Scheider GmbH	14	25:27.206	15.746	114.0	6	1:26.025	145.5
22	4 M.Baiz(ITA) ADAC Formel 4 powered by Abarth	ADAC Berlin-Brandenburg e.V.	14	25:27.728	16.268	114.1	7	1:25.750	146.0
23	23 J.Hanses(DEU) R ADAC Formel 4 powered by Abarth	Team Timo Scheider GmbH	14	25:28.620	17.160	114.3	7	1:24.866	147.5
24	17 D.Ciantini(CHE) ADAC Formel 4 powered by Abarth	Jenzer Motorsport	14	25:30.044	18.584	113.7	6	1:26.274	145.1
25	24 R.Brezina(DEU) ADAC Formel 4 powered by Abarth	Robin Brezina	14	25:31.403	19.943	114.0	7	1:24.096	148.8
26	45 T.Wolf(DEU) ADAC Formel 4 powered by Abarth	KUG-Motorsport	14	25:32.235	20.775	113.8	7	1:25.537	146.3



ADAC Formel 4

Result List Race 2

Provisional



Lausitzring, Length: 3478m
Air temperature: 28.05°C
Track temperature: 31.61°C
Weather condition: Dry

DMSB Reg. Nr.: 171/2016

Saturday, June 04, 2016 17:40:00

started : 35 classified : 28 not classified : 7

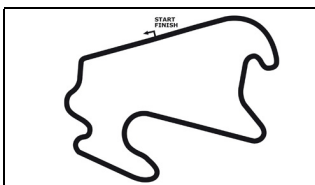
Nr.	Drivers	Sponsor	Laps	Total Time	Gap	Kph	Lap	Time	Kph
Cl.	Car	Competitor							
27	18 J.Meikup(EST) ADAC Formel 4 powered by Abarth	Jenzer Motorsport	14	25:32.897	21.437	113.4	10	1:25.728	146.0
28	35 K.Laliberte(FRA) ADAC Formel 4 powered by Abarth	Van Amersfoort Racing	12	26:18.131	2 LAP	92.7	7	1:23.881	149.2
Not classified									
25	M.Müller-Crepon(CHE) ADAC Formel 4 powered by Abarth	Van Amersfoort Racing	10	17:29.367	4 LAP	118.0	8	1:24.502	148.1
15	M.Waldherr(DEU) ADAC Formel 4 powered by Abarth	Lechner Racing	10	17:29.682	4 LAP	118.2	7	1:24.606	147.9
27	L.Gachot(GBR) ADAC Formel 4 powered by Abarth	US Racing	10	17:31.234	4 LAP	118.3	6	1:25.384	146.6
13	Y.Brandt(DEU) R ADAC Formel 4 powered by Abarth	Lechner Racing	7	12:25.264	7 LAP	116.8	6	1:25.649	146.1
90	C.Piro(DEU) ADAC Formel 4 powered by Abarth	Team Piro Sport Interdental	7	12:38.528	7 LAP	114.2	6	1:31.524	136.8
10	A.Estner(DEU) R ADAC Formel 4 powered by Abarth	RS Competition	1	1:42.707	13 LAP				
20	K.Kratz(DEU) ADAC Formel 4 powered by Abarth	Jenzer Motorsport	1	1:43.613	13 LAP				

Subject to final scrutineering!

Publications Time:

Clerk of the course:

Time Keeping:



ADAC Formel 4

Lap Chart Race 2

Provisional

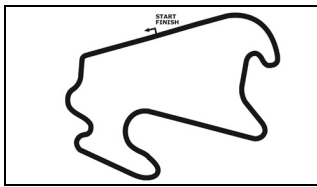


Lausitzring, Length: 3478 m

Saturday 4.June 2016 17:40

LapCha	1	2	3	4	5	6	7	8	9	10	11	12	13	14	15	16	17	18	19	20	21	22	23	24	25	26	27	28	29	30	31	32	33	34	35	36	37	38	39	40	41	42	43	44	45															
LAP 1	29	96	2	35	6	5	28	25	14	19	80	44	68	40	15	77	18	27	17	66	33	46	8	81	90	9	4	45	13	10	7	20	24	23	99																									
LAP 2	29	96	2	35	6	5	28	14	25	80	19	44	68	15	77	17	40	18	27	66	33	81	9	8	46	90	4	45	13	7	24	23	99																											
LAP 3	29	96	2	35	6	5	28	14	25	80	19	44	68	15	77	40	18	27	66	33	81	9	8	46	23	90	4	45	13	7	24	99	17																											
LAP 4	29	96	2	35	6	5	28	14	25	80	19	44	68	15	77	40	18	27	66	33	81	9	8	46	90	4	45	13	7	24	99	17	23																											
LAP 5	29	96	2	35	6	5	28	14	25	80	19	44	68	15	77	18	40	27	33	66	81	9	8	46	90	4	45	13	7	24	99	17	23																											
LAP 6	29	96	2	6	28	14	25	5	80	44	19	15	68	77	40	27	18	33	66	81	8	46	9	45	13	4	99	7	17	23	90	24	35																											
LAP 7	29	96	2	6	28	14	5	80	25	19	15	44	68	77	27	33	40	81	66	8	9	45	13	46	99	4	7	23	17	24	35	18	90																											
LAP 8	29	96	2	6	28	14	5	80	25	15	19	68	44	77	27	33	40	81	66	8	9	99	7	4	46	23	17	24	45	35	18																													
LAP 9	29	96	2	6	28	14	5	80	25	15	19	68	44	77	27	33	40	81	66	8	9	99	7	4	46	23	17	24	35	45	18																													
LAP 10	29	96	2	6	28	14	5	80	25	15	19	68	44	77	27	33	40	81	66	8	9	99	7	4	46	23	17	24	35	45	18																													
LAP 11	29	96	2	6	28	5	14	80	68	19	44	77	33	40	81	66	8	9	7	99	46	4	23	17	24	45	35	18																																
LAP 12	29	96	2	6	28	5	14	80	68	19	44	77	33	40	81	66	8	9	7	99	46	4	23	17	24	45	18	35'																																
LAP 13	29	96	2	6	28	5	14	80	68	19	44	77	33	40	81	66	8	9	7	99	46	4	23	17	24	45	18																																	
LAP 14	29	96	2	6	28	5	14	80	68	19	44	77	33	40	81	66	8	9	7	99	46	4	23	17	24	45	18																																	

. - PIT STOP ' - LAP BEHIND



ADAC Formel 4

Sector List Race 2

Provisional



Lausitzring, Length: 3478m
Air temperature: 28.05°C
Track temperature: 31.61°C
Weather condition: Dry

DMSB Reg. Nr.: 171/2016

Saturday, June 04, 2016 17:40:00

Lap	Time	SE1	SP1	SE2	SP2	SE3	SP3	TSP	Lap	Time	SE1	SP1	SE2	SP2	SE3	SP3	TSP
2	Fittje, DEU								theoretical besttime: 1:23.280								
1	1:31.944	35.481	163	21.547	200	34.916	211	135	8	1:26.162	27.752	166	21.326	201	37.084	155	218
2	1:34.982	27.921	166	21.386	200	45.675	131	220	9	1:57.222	40.042	114	31.111	136	46.069	165	147
3	2:08.494	46.720	120	31.329	148	50.445	157	133	10	1:52.375	39.351	113	30.413	145	42.611	212	175
4	2:09.989	44.938	107	33.365	121	51.686	131	169	11	1:25.178	27.903	166	21.189	203	36.086	177	220
5	1:58.463	43.325	125	31.899	143	43.239	214	134	12	2:07.717	37.349	121	35.600	95	54.768	157	176
6	1:24.672	28.828	163	21.412	201	34.432	211	222	13	2:08.594	39.297	79	37.516	148	51.781	148	159
7	1:23.280	27.742	166	21.185	201	34.353	211	218	14	2:03.623	38.990	100	33.159	98	51.474	175	150

Lap	Time	SE1	SP1	SE2	SP2	SE3	SP3	TSP	Lap	Time	SE1	SP1	SE2	SP2	SE3	SP3	TSP
4	Baiz, ITA								theoretical besttime: 1:25.266								
1	1:41.726	42.387	161	23.576	199	35.763	211	171	8	1:28.173	29.377	163	21.538	202	37.258	153	216
2	1:43.476	29.510	165	22.401	188	51.565	132	219	9	1:56.478	37.254	83	30.607	115	48.617	100	158
3	2:09.414	46.496	99	30.609	136	52.309	139	136	10	1:43.744	38.985	103	28.391	174	36.368	211	122
4	2:09.641	43.751	107	32.605	73	53.285	127	135	11	1:30.858	28.406	167	22.401	200	40.051	165	219
5	1:48.542	40.990	94	31.259	149	36.293	212	144	12	2:11.033	36.350	90	36.983	126	57.700	107	136
6	1:27.403	29.006	164	22.973	200	35.424	213	221	13	2:07.567	36.340	87	38.769	120	52.458	137	139
7	1:25.750	28.304	166	21.592	203	35.854	209	217	14	2:03.923	36.948	99	33.336	130	53.639	156	145

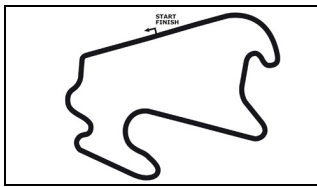
Lap	Time	SE1	SP1	SE2	SP2	SE3	SP3	TSP	Lap	Time	SE1	SP1	SE2	SP2	SE3	SP3	TSP
5	Zendeli, DEU								theoretical besttime: 1:23.018								
1	1:33.903	35.608	164	21.850	199	36.445	214	138	8	1:24.606	27.356	167	21.287	203	35.963	144	221
2	1:35.382	27.983	167	21.622	199	45.777	117	222	9	1:57.348	39.831	95	30.654	127	46.863	154	157
3	2:08.636	46.925	97	31.402	110	50.309	152	125	10	1:50.428	39.029	128	30.393	143	41.006	213	165
4	2:10.155	44.989	101	33.697	123	51.469	149	150	11	1:26.510	28.332	168	21.330	204	36.848	161	220
5	1:56.886	43.235	108	31.922	142	41.729	216	117	12	2:07.643	36.917	101	35.006	93	55.720	156	178
6	1:27.388	28.449	166	21.720	204	37.219	216	224	13	2:08.338	38.705	96	38.834	139	50.799	159	153
7	1:23.965	28.143	167	21.447	203	34.375	213	221	14	2:04.235	38.844	95	33.198	113	52.193	158	152

Lap	Time	SE1	SP1	SE2	SP2	SE3	SP3	TSP	Lap	Time	SE1	SP1	SE2	SP2	SE3	SP3	TSP
6	Ortmann, DEU								theoretical besttime: 1:23.204								
1	1:33.522	37.006	164	21.545	203	34.971	213	145	8	1:26.196	27.548	167	21.085	204	37.563	160	222
2	1:35.246	28.084	166	21.222	203	45.940	122	217	9	1:57.185	39.876	111	30.941	131	46.368	185	146
3	2:08.235	46.638	106	31.691	120	49.906	161	124	10	1:52.074	39.341	126	30.519	131	42.214	210	168
4	2:10.369	45.035	99	33.883	123	51.451	143	141	11	1:25.632	28.090	168	21.154	205	36.388	177	216
5	1:57.417	43.295	112	32.130	139	41.992	212	129	12	2:07.458	37.137	109	35.305	88	55.016	175	191
6	1:24.695	28.342	166	21.517	205	34.836	213	220	13	2:08.475	39.242	90	38.048	150	51.185	153	141
7	1:23.237	27.542	168	21.118	204	34.577	215	222	14	2:04.007	39.008	107	33.165	105	51.834	178	141

Lap	Time	SE1	SP1	SE2	SP2	SE3	SP3	TSP	Lap	Time	SE1	SP1	SE2	SP2	SE3	SP3	TSP
7	Söderström, SWE								theoretical besttime: 1:24.811								
1	1:43.442	44.579	161	22.694	195	36.169	209	182	8	1:27.551	28.757	166	21.358	203	37.436	149	221
2	1:44.686	29.100	163	22.218	189	53.368	127	216	9	1:56.218	37.233	83	30.727	112	48.258	127	157
3	2:09.377	46.326	98	30.572	109	52.479	129	135	10	1:44.012	39.241	115	28.381	173	36.390	213	132
4	2:09.376	43.775	93	31.933	80	53.668	117	141	11	1:29.852	28.629	164	22.014	203	39.209	137	221
5	1:47.542	40.827	95	30.714	148	36.001	212	122	12	2:10.639	36.439	82	36.679	111	57.521	137	127
6	1:26.617	29.010	166	22.306	199	35.301	214	220	13	2:07.375	36.261	99	39.125	133	51.989	159	120
7	1:24.966	28.577	165	21.513	205	34.876	213	222	14	2:03.993	37.463	97	33.433	126	53.097	152	134

Lap	Time	SE1	SP1	SE2	SP2	SE3	SP3	TSP	Lap	Time	SE1	SP1	SE2	SP2	SE3	SP3	TSP
8	Engstler, DEU								theoretical besttime: 1:24.523								
1	1:40.557	42.458	163	22.521	203	35.578	210	184	8	1:28.055	28.056	166	21.573	201	38.426	148	221
2	1:42.163	30.029	163	22.211	202	49.923	131		9	1:56.195	37.194	78	30.808	125	48.193	138	152
3	2:08.775	46.937	106	30.705	142	51.133	131	144	10	1:44.677	38.564	127	29.300	156	36.813	217	145
4	2:10.591	44.598	125	33.106	65	52.887	135	117	11	1:29.752	28.801	168	21.704	205	39.247	136	223
5	1:49.597	41.625	93	31.607	140	36.365	216	140	12	2:10.413	36.317	88	36.628	112	57.468	125	135
6	1:26.041	29.285	165	21.591	205	35.165	215	223	13	2:07.423	36.212	91	39.151	139	52.060	145	121
7	1:26.261	29.285	163	22.082	202	34.894	213	223	14	2:03.932	37.130	113	33.698	133	53.104	140	143





ADAC Formel 4

Sector List Race 2

Provisional



Lausitzring, Length: 3478m
Air temperature: 28.05°C
Track temperature: 31.61°C
Weather condition: Dry

DMSB Reg. Nr.: 171/2016

Saturday, June 04, 2016 17:40:00

Lap	Time	SE1	SP1	SE2	SP2	SE3	SP3	TSP	Lap	Time	SE1	SP1	SE2	SP2	SE3	SP3	TSP
9	Feller, CHE								theoretical besttime: 1:24.963								
1	1:41.227	43.125	164	22.548	200	35.554	212		8	1:28.275	28.178	166	21.717	201	38.380	147	225
2	1:39.926	29.482	163	22.055	188	48.389	130	217	9	1:56.076	37.035	73	30.760	128	48.281	133	165
3	2:09.147	47.302	95	30.817	132	51.028	112	149	10	1:44.474	38.656	123	29.301	160	36.517	216	162
4	2:10.207	44.655	105	33.276	65	52.276	127	129	11	1:29.982	28.747	165	21.873	203	39.362	150	225
5	1:50.953	41.894	106	32.054	139	37.005	215	119	12	2:10.246	36.213	92	36.763	112	57.270	138	132
6	1:27.418	29.776	161	22.574	201	35.068	216	226	13	2:07.535	36.505	92	38.937	130	52.093	144	114
7	1:25.523	28.362	167	22.000	204	35.161	215	221	14	2:04.124	37.452	97	33.432	125	53.240	147	141

10	Estner, DEU								theoretical besttime:								
1	1:42.707	43.768	164	22.820	200	36.119	213	189	2								217

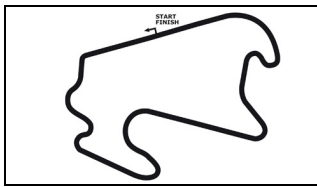
13	Brandt, DEU								theoretical besttime: 1:25.311								
1	1:42.380	43.032	160	23.151	200	36.197	214	176	5	1:47.569	40.934	96	30.854	150	35.781	211	116
2	1:45.058	29.461	163	22.247	184	53.350	126	222	6	1:25.649	28.371	165	22.127	205	35.151	214	218
3	2:09.386	46.481	96	30.514	116	52.391	128	126	7	1:25.808	28.469	164	21.789	204	35.550	208	224
4	2:09.414	43.683	93	32.241	74	53.490	116	132	8								216

14	Preining, AUT								theoretical besttime: 1:22.887								
1	1:35.086	37.728	161	21.904	201	35.454	210	140	8	1:24.733	27.483	165	21.064	201	36.186	157	217
2	1:35.256	28.289	165	21.179	201	45.788	118	215	9	1:57.169	39.544	112	30.903	127	46.722	172	162
3	2:08.751	46.987	105	31.194	104	50.570	143	121	10	1:51.249	39.079	122	30.635	134	41.535	207	182
4	2:10.003	44.965	98	33.509	134	51.529	151	156	11	1:26.928	28.789	166	21.042	206	37.097	160	214
5	1:56.638	43.704	88	31.688	128	41.246	213	115	12	2:07.646	36.892	106	35.025	89	55.729	163	172
6	1:26.335	28.375	166	21.524	203	36.436	207	220	13	2:08.825	38.804	90	39.092	124	50.929	143	150
7	1:23.459	28.055	165	21.012	202	34.392	211	214	14	2:03.803	38.595	96	33.077	117	52.131	156	168

15	Waldherr, DEU								theoretical besttime: 1:23.732								
1	1:37.038	39.690	162	22.189	199	35.159	213	165	7	1:24.606	28.680	166	21.358	203	34.568	212	222
2	1:37.871	29.124	162	22.538	197	46.209	127	220	8	1:25.778	27.806	166	21.369	202	36.603	179	217
3	2:09.389	47.077	103	31.673	119	50.639	146	133	9	1:56.559	38.411	96	30.552	121	47.596	152	165
4	2:10.986	44.439	99	34.796	94	51.751	115	138	10	1:49.065	38.807	107	30.801	137	39.457	213	152
5	1:52.514	41.981	94	31.914	112	38.619	216	126	11		28.539	167	23.582	194			222
6	1:25.876	28.351	167	21.486	202	36.039	215	221									

17	Ciantini, CHE								theoretical besttime: 1:24.829								
1	1:39.269	40.938	161	22.448	196	35.883	211	173	8	1:29.056	28.293	166	22.121	184	38.642	175	221
2	1:36.880	30.124	166	22.335	183	44.421		218	9	1:56.505	36.739	95	30.035	117	49.731	124	163
3	2:24.197	1:09.938	163	22.821	147	51.438	121		10	1:42.110	38.565	93	27.446	175	36.099	213	131
4	2:08.196	43.302	104	31.643	90	53.251	118	138	11	1:31.718	29.016	167	21.676	203	41.026	141	223
5	1:46.557	41.519	79	29.596	161	35.442	216	121	12	2:10.158	36.080	74	37.598	147	56.480	115	151
6	1:26.274	29.201	167	21.655	204	35.418	214	223	13	2:08.692	36.683	91	39.616	137	52.393	119	118
7	1:26.285	29.316	161	22.088	201	34.881	213	222	14	2:04.147	37.224	93	33.407	111	53.516	139	124

18	Meikup, EST								theoretical besttime: 1:24.085								
1	1:38.655	40.761	161	22.510	194	35.384	209	167	8	1:27.112	28.628	164	21.395	199	37.089	197	218
2	1:38.487	29.446	163	21.787	187	47.254	127	216	9	2:19.444	1:21.070	125	23.025	196	35.349	208	192
3	2:09.886	47.289	95	31.482	119	51.115	129	128	10	1:25.728	29.434	163	21.666	196	34.628	210	214
4	2:10.033	44.228	103	34.146	95	51.659	116	137	11	1:26.062	28.062	164	22.073	184	35.927	185	217
5	1:52.776	41.873	92	32.051	111	38.852	211	110	12	2:03.775	31.752	113	37.585	103	54.438	113	171
6	1:26.358	29.743	165	21.595	203	35.020	211	218	13	2:09.466	40.002	72	37.180	123	52.284	121	114
7	1:41.021	44.169	156	22.223	201	34.629	212	218	14	2:04.094	37.023	101	32.580	103	54.491	129	117



ADAC Formel 4

Sector List Race 2

Provisional



Lausitzring, Length: 3478m
Air temperature: 28.05°C
Track temperature: 31.61°C
Weather condition: Dry

DMSB Reg. Nr.: 171/2016

Saturday, June 04, 2016 17:40:00

Lap	Time	SE1	SP1	SE2	SP2	SE3	SP3	TSP	Lap	Time	SE1	SP1	SE2	SP2	SE3	SP3	TSP
19	Scherer, CHE								theoretical besttime: 1:24.455								
1	1:35.492	38.018	157	22.190	198	35.284	208	152	8	1:26.922	28.756	164	21.229	200	36.937	170	216
2	1:37.204	29.447	163	21.604	198	46.153	111	214	9	1:55.863	37.674	93	30.744	119	47.445	154	180
3	2:09.084	46.842	85	31.055	109	51.187	131	143	10	1:48.874	38.976	122	30.645	148	39.253	213	139
4	2:10.012	44.141	100	34.215	128	51.656	149	159	11	1:27.931	29.191	162	21.410	199	37.330	158	223
5	1:54.993	43.312	89	31.838	117	39.843	208	127	12	2:09.065	36.787	111	35.689	114	56.589	156	158
6	1:26.787	28.727	164	21.578	200	36.482	211	213	13	2:07.591	37.010	104	39.629	99	50.952	164	158
7	1:24.677	28.424	163	21.451	199	34.802	209	218	14	2:04.059	38.403	103	33.626	115	52.030	163	144

20	Kratz, DEU								theoretical besttime:								
1	1:43.613	44.204	159	22.532	199	36.877	212	177	2								220

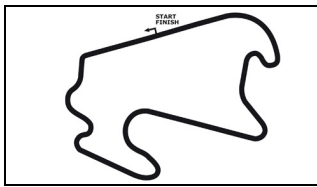
23	Hanses, DEU								theoretical besttime: 1:24.763								
1	1:44.969	45.138	162	22.371	200	37.460	209	184	8	1:28.316	28.511	164	21.845	202	37.960	152	217
2	1:45.088	28.923	165	22.474	196	53.691	122	217	9	1:56.532	37.036	91	30.462	125	49.034	138	149
3	2:03.290	46.583	98	30.065	121	46.642		126	10	1:43.120	38.871	98	27.814	174	36.435	210	110
4	2:30.021	1:33.197	163	21.701	198	35.123	208		11	1:31.203	28.817	166	21.639	201	40.747	150	216
5	1:33.371	28.944	129	28.893	159	35.534	210	215	12	2:10.178	35.999	84	36.804	127	57.375	109	170
6	1:25.689	28.467	166	21.544	201	35.678	211	217	13	2:07.895	36.614	96	39.148	136	52.133	124	134
7	1:24.866	28.314	163	21.647	201	34.905	210	218	14	2:04.082	37.496	116	32.923	137	53.663	157	144

24	Brezina, DEU								theoretical besttime: 1:24.096								
1	1:44.525	44.862	162	22.469	200	37.194	209	187	8	1:29.292	28.066	164	21.948	201	39.278	157	222
2	1:44.598	28.571	164	22.487	184	53.540	125	217	9	1:56.590	37.421	120	29.274	130	49.895	131	159
3	2:08.982	46.476	103	30.395	122	52.111	137	122	10	1:41.396	38.551	93	27.106	176	35.739	216	125
4	2:09.411	44.064	84	31.827	77	53.520	121	132	11	1:32.582	29.157	166	21.513	205	41.912	121	226
5	1:47.174	41.341	96	30.158	141	35.675	215	118	12	2:09.947	36.197	69	38.573	117	55.177	113	118
6	1:29.437	29.412	165	21.715	202	38.310	216	223	13	2:09.430	38.561	82	37.709	138	53.160	123	113
7	1:24.096	28.021	164	21.378	202	34.697	214	224	14	2:03.943	36.477	91	33.207	102	54.259	135	122

25	Müller-Crepon, CHE								theoretical besttime: 1:23.263								
1	1:35.026	37.245	164	21.773		36.008	206	148	7	1:25.271	29.287	166	21.390	201	34.594	210	216
2	1:35.843	28.954	164	21.463	201	45.426	128	213	8	1:24.502	27.555	165	21.114	201	35.833	144	217
3	2:08.739	46.992	99	31.138	101	50.609	141	127	9	1:57.954	39.824	92	30.675	121	47.455	150	153
4	2:10.408	45.170	91	33.515	121	51.723	142	149	10	1:49.344	38.872	113	30.293	162	40.179	212	155
5	1:56.016	43.510	96	31.548	129	40.958	210	126	11		28.672	166					220
6	1:26.264	28.787	165	21.692	197	35.785	208	214									

27	Gachot, GBR								theoretical besttime: 1:23.726								
1	1:38.917	40.105	161	23.157	192	35.655	211	167	7	1:25.904	28.597	163	22.602	198	34.705	211	220
2	1:38.773	29.332	165	22.327	198	47.114	134	219	8	1:26.452	27.704	166	21.317	202	37.431	158	218
3	2:10.076	47.498	86	31.458	113	51.120	141	129	9	1:56.368	37.490	103	31.011	119	47.867	133	153
4	2:10.395	44.264	105	34.123	79	52.008	146	144	10	1:46.878	38.760	89	30.006	149	38.112	214	148
5	1:52.087	41.600	103	31.837	118	38.650	214	98	11		28.653	167	21.914	203			220
6	1:25.384	29.020	165	21.615	201	34.749	213	222									

28	Schramm, DEU								theoretical besttime: 1:22.831								
1	1:34.333	36.558	164	21.570	201	36.205	213	139	8	1:25.898	27.394	167	21.069	204	37.435	154	219
2	1:35.406	27.947	167	21.345	204	46.114	113	219	9	1:57.109	39.678	119	30.931	129	46.500	183	160
3	2:08.638	46.907	95	31.339	103	50.392	152	121	10	1:51.569	39.224	125	30.422	133	41.923	208	183
4	2:10.149	45.128	98	33.473	133	51.548	152	162	11	1:26.020	28.343	167	21.258	203	36.419	172	216
5	1:56.817	43.311	117	31.896	134	41.610	213	112	12	2:07.573	37.160	108	35.338	87	55.075	155	180
6	1:25.409	28.265	168	21.744	205	35.400	211	220	13	2:08.379	39.155	90	38.298	143	50.926	175	151
7	1:22.922	27.485	166	21.056	203	34.381	212	219	14	2:04.063	38.978	113	33.319	110	51.766	172	143



ADAC Formel 4

Sector List Race 2

Provisional



Lausitzring, Length: 3478m
Air temperature: 28.05°C
Track temperature: 31.61°C
Weather condition: Dry

DMSB Reg. Nr.: 171/2016

Saturday, June 04, 2016 17:40:00

Lap	Time	SE1	SP1	SE2	SP2	SE3	SP3	TSP	Lap	Time	SE1	SP1	SE2	SP2	SE3	SP3	TSP
29	Schumacher, DEU								theoretical besttime: 1:22.983								
1	1:30.865	34.469	164	21.582	198	34.814	208	129	8	1:27.504	27.671	166	21.051	203	38.782	150	217
2	1:35.141	27.982	164	21.094	201	46.065	132	215	9	1:56.994	40.099	125	30.758	154	46.137	174	156
3	2:07.740	46.400	114	31.301	142	50.039	152	129	10	1:52.791	39.673	115	30.194	147	42.924	209	180
4	2:10.722	45.452	107	33.366	134	51.904	133	164	11	1:25.168	27.687	166	21.033	203	36.448	174	216
5	1:58.713	43.101	112	32.038	135	43.574	210	126	12	2:07.481	37.095	138	35.844	99	54.542	173	176
6	1:23.284	27.734	164	21.098	203	34.452	208	216	13	2:08.438	39.532	81	36.831	159	52.075	170	186
7	1:22.983	27.606	165	20.984	202	34.393	210	216	14	2:03.636	39.274	103	33.200	111	51.162	182	186

Lap	Time	SE1	SP1	SE2	SP2	SE3	SP3	TSP	Lap	Time	SE1	SP1	SE2	SP2	SE3	SP3	TSP
33	Aberdein, ZAF								theoretical besttime: 1:23.934								
1	1:39.724	41.483	162	22.468	201	35.773	213	173	8	1:27.097	27.709	167	21.191	205	38.197	157	223
2	1:39.864	29.945	166	22.215	166	47.704	137	222	9	1:55.895	37.029	97	30.997	133	47.869	148	154
3	2:09.725	47.374	96	31.293	131	51.058	119	139	10	1:46.675	38.586	95	30.305	147	37.784	217	138
4	2:10.094	44.345	109	33.577	67	52.172	119	130	11	1:28.372	28.719	167	21.673	203	37.980	132	222
5	1:51.259	41.772	106	32.264	140	37.223	215	124	12	2:08.862	36.305	99	36.017	118	56.540	136	135
6	1:25.840	29.207	167	21.599	205	35.034	216	222	13	2:08.194	36.923	89	39.706	95	51.565	159	137
7	1:25.452	27.919	167	22.433	203	35.100	214	223	14	2:03.956	37.678	88	33.709	120	52.569	148	154

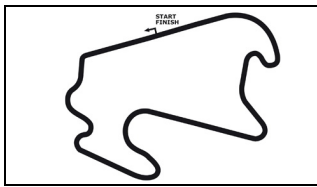
Lap	Time	SE1	SP1	SE2	SP2	SE3	SP3	TSP	Lap	Time	SE1	SP1	SE2	SP2	SE3	SP3	TSP
35	Laliberte, FRA								theoretical besttime: 1:23.381								
1	1:32.579	36.069	166	21.463	199	35.047	212	143	7	1:23.881	27.379	166	21.768	195	34.734	210	217
2	1:35.415	28.169	165	21.268	203	45.978	129	218	8	1:24.754	27.770	166	21.631	200	35.353	211	218
3	2:08.409	46.378	115	31.857	126	50.174	139	129	9	1:55.079	35.912	103	29.028	144	50.139	116	218
4	2:10.121	44.772	98	33.580	126	51.769	130	155	10	1:40.355	37.881	94	27.274	178	35.200	217	124
5	1:57.611	43.092	120	32.038	138	42.481	216	132	11	1:38.356	29.592	166	21.536	204	47.228		226
6	1:47.549	28.741	160	21.924	203	56.884	209	223	12	7:04.022	6:07.847	164	21.335	201	34.840	210	

Lap	Time	SE1	SP1	SE2	SP2	SE3	SP3	TSP	Lap	Time	SE1	SP1	SE2	SP2	SE3	SP3	TSP
40	Hoogenboom, NLD								theoretical besttime: 1:23.900								
1	1:36.688	39.382	162	22.219	200	35.087	212	158	8	1:27.348	27.674	166	21.355	203	38.319	159	222
2	1:39.931	29.649	163	22.639	187	47.643	128	219	9	1:56.308	37.115	91	31.124	127	48.069	136	151
3	2:09.774	46.959	107	31.670	117	51.145	135	129	10	1:46.009	38.178	105	30.410	147	37.421	213	152
4	2:10.200	44.042	92	34.275	99	51.883	114	146	11	1:28.509	28.774	166	21.600	203	38.135	133	221
5	1:53.454	41.720	87	31.748	117	39.986	213	110	12	2:09.406	36.603	96	36.143	112	56.660	131	133
6	1:24.949	28.482	165	21.596	202	34.871	211	222	13	2:08.148	36.554	112	39.639	102	51.955	153	142
7	1:27.382	28.985	163	23.335	199	35.062	213	218	14	2:03.828	37.255	86	33.843	111	52.730	142	154

Lap	Time	SE1	SP1	SE2	SP2	SE3	SP3	TSP	Lap	Time	SE1	SP1	SE2	SP2	SE3	SP3	TSP
44	Vips, ITA								theoretical besttime: 1:24.700								
1	1:36.037	38.147	164	22.697	201	35.193	213	148	8	1:27.870	29.016	166	21.412	203	37.442	156	220
2	1:37.322	29.691	166	22.214	201	45.417	128	219	9	1:56.057	37.847	88	30.626	127	47.584	151	165
3	2:09.354	46.726	91	31.535	124	51.093	133	130	10	1:47.897	39.229	97	30.227	156	38.441	212	163
4	2:10.247	44.020	105	34.722	108	51.505	140	148	11	1:27.949	28.794	166	21.423	203	37.732	152	218
5	1:54.044	43.216	91	31.388	110	39.440	213	154	12	2:09.143	36.815	101	35.761	106	56.567	150	169
6	1:26.472	28.788	166	21.374	204	36.310	209	217	13	2:07.986	37.075	93	39.820	97	51.091	150	165
7	1:25.287	29.375	166	21.219	203	34.693	213	215	14	2:03.976	38.030	95	33.889	120	52.057	147	149

Lap	Time	SE1	SP1	SE2	SP2	SE3	SP3	TSP	Lap	Time	SE1	SP1	SE2	SP2	SE3	SP3	TSP
45	Wolf, DEU								theoretical besttime: 1:25.002								
1	1:42.230	43.551	161	22.797	200	35.882	213	173	8	1:33.250	31.664	166	22.089	184	39.497		221
2	1:44.492	29.291	164	22.196	201	53.005	125	221	9	1:58.998	1:01.070	161	21.555	198	36.373	144	
3	2:09.394	46.359	99	30.768	118	52.267	123	130	10	1:39.221	36.797	95	27.021	175	35.403	213	140
4	2:09.533	43.814	89	32.126	77	53.593	118	122	11	1:32.159	28.606	166	21.614	205	41.939	124	220
5	1:47.634	40.883	95	30.875	157	35.876	212	120	12	2:10.144	36.332	71	39.100	106	54.712	116	116
6	1:25.951	28.632	164	22.234	202	35.085	214	220	13	2:09.502	38.939	75	38.133	129	52.430	119	111
7	1:25.537	28.362	166	21.858	203	35.317	213	222	14	2:04.190	36.929	101	32.809	101	54.452	133	122

Lap	Time	SE1	SP1	SE2	SP2	SE3	SP3	TSP	Lap	Time	SE1	SP1	SE2	SP2	SE3	SP3	TSP
46	Auricchio, DEU								theoretical besttime: 1:24.961								
1	1:40.134	41.909	159	22.240	198	35.985	212	173	8	1:29.815	30.181	165	21.728	191	37.906	151	220
2	1:43.773	30.776	159	22.049	200	50.948	121	220	9	1:55.969	36.836	88	30.496	120	48.637	128	153
3	2:08.917	46.553	107	30.444	139	51.920	135	134	10	1:43.927	39.240	105	27.920	175	36.767	211	116
4	2:10.157	44.194	116	32.953	63	53.010	132	99	11	1:29.651	28.571	166	21.539	205	39.541	144	219



ADAC Formel 4

Sector List Race 2

Provisional



Lausitzring, Length: 3478m
Air temperature: 28.05°C
Track temperature: 31.61°C
Weather condition: Dry

DMSB Reg. Nr.: 171/2016

Saturday, June 04, 2016 17:40:00

Lap	Time	SE1	SP1	SE2	SP2	SE3	SP3	TSP	Lap	Time	SE1	SP1	SE2	SP2	SE3	SP3	TSP
5	1:49.087	41.258	89	31.514	149	36.315	214	142	12	2:10.697	36.329	86	36.907	131	57.461	120	134
6	1:26.025	29.182	161	21.992	204	34.851	215	222	13	2:07.867	36.387	96	38.930	137	52.550	140	133
7	1:27.266	29.474	161	22.025	203	35.767	216	223	14	2:03.921	37.017	105	33.460	128	53.444	151	145

66 Laaksonen, FIN

theoretical besttime: **1:24.332**

1	1:39.424	41.368	158	22.392	200	35.664	215	166	8	1:27.903	27.665	168	21.627	199	38.611	162	222
2	1:39.315	29.551	165	22.119	169	47.645	139	224	9	1:56.149	37.430	82	30.594	135	48.125	140	162
3	2:10.054	47.167	80	31.384	113	51.503	123	128	10	1:45.584	38.386	113	29.826	137	37.372	213	146
4	2:10.201	43.867	108	34.079	67	52.255	119	138	11	1:28.838	28.715	166	21.575	204	38.548	126	220
5	1:51.700	41.607	108	31.697	128	38.396	208	112	12	2:09.932	36.573	100	36.332	123	57.027	124	136
6	1:26.223	29.556	166	21.551	203	35.116	215	214	13	2:07.826	36.724	109	39.261	130	51.841	148	131
7	1:26.169	27.864	167	22.613	201	35.692	213	223	14	2:03.499	37.184	117	33.851	119	52.464	135	148

68 Correa, ITA

theoretical besttime: **1:24.209**

1	1:36.302	38.774	163	22.278	201	35.250	213	159	8	1:26.798	28.297	165	21.204	203	37.297	158	220
2	1:38.122	29.283	164	22.650	201	46.189	128	219	9	1:55.802	37.848	92	30.661	129	47.293	151	172
3	2:09.346	46.749	104	31.961	120	50.636	150	124	10	1:48.350	39.492	101	30.146	154	38.712	213	149
4	2:11.171	44.440	100	34.863	97	51.868	116	142	11	1:26.736	28.516	166	21.194	203	37.026	141	221
5	1:52.791	41.822	94	31.499	104	39.470	210	136	12	2:09.285	37.377	102	35.478	108	56.430	150	155
6	1:26.230	28.929	166	21.331	203	35.970	211	216	13	2:07.914	37.179	95	39.389	107	51.346	152	155
7	1:25.290	29.364	163	21.208	204	34.718	213	217	14	2:03.822	38.220	104	33.582	126	52.020	154	145

77 van Uitert, NLD

theoretical besttime: **1:24.320**

1	1:37.570	40.329	162	22.131	198	35.110	211	162	8	1:27.494	28.370	167	21.575	201	37.549	149	220
2	1:37.861	28.923	161	22.216	197	46.722	127	218	9	1:56.587	37.744	99	31.031	123	47.812	144	145
3	2:09.911	47.052	106	31.889	114	50.970	142	133	10	1:47.348	38.762	95	30.118	135	38.468	210	165
4	2:10.506	44.307	97	34.407	96	51.792	99	143	11	1:28.396	28.485	168	21.848	201	38.063	130	217
5	1:53.693	41.862	97	31.885	116	39.946	209	120	12	2:08.874	36.260	98	35.905	105	56.709	134	159
6	1:24.752	28.539	166	21.354	201	34.859	213	216	13	2:07.911	36.891	91	39.602	106	51.418	151	159
7	1:25.390	29.321	165	21.473	202	34.596	213	220	14	2:03.785	37.809	95	33.868	115	52.108	150	154

80 Drugovich, AUT

theoretical besttime: **1:23.222**

1	1:35.665	38.415	163	22.170	199	35.080	213	151	8	1:24.773	27.497	166	21.115	203	36.161	145	220
2	1:36.454	28.836	164	21.479	200	46.139	123	221	9	1:57.849	39.914	96	30.702	126	47.233	154	161
3	2:08.804	46.796	98	31.216	108	50.792	138	130	10	1:49.670	38.782	120	30.528	150	40.360	212	157
4	2:10.239	44.521	98	34.061	126	51.657	137	153	11	1:27.134	28.703	166	21.412	200	37.019	159	220
5	1:54.926	43.258	96	31.606	135	40.062	214	134	12	2:08.172	37.197	98	34.972	102	56.003	151	162
6	1:26.750	29.062	165	21.439	201	36.249	212	218	13	2:08.898	38.289	96	39.550	105	51.059	141	162
7	1:23.909	28.159	166	21.140	203	34.610	213	219	14	2:03.546	38.403	105	33.341	123	51.802	154	153

81 Nielsen, DNK

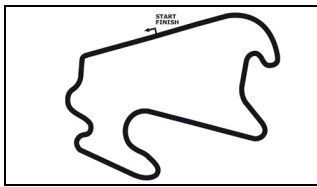
theoretical besttime: **1:24.162**

1	1:40.571	41.843	161	22.828	198	35.900	208	175	8	1:27.332	27.788	165	21.458	203	38.086	166	221
2	1:39.918	29.323	166	22.345	184	48.250	130		9	1:56.370	37.434	91	30.798	130	48.138	133	154
3	2:09.289	47.075	103	31.142	139	51.072	112	160	10	1:45.754	38.218	108	30.194	145	37.342	215	138
4	2:10.257	44.477	107	33.514	65	52.266	118	130	11	1:28.700	28.910	166	21.567	205	38.223	130	223
5	1:51.205	41.699	102	31.964	142	37.542	212	125	12	2:09.951	36.838	94	36.163	111	56.950	125	133
6	1:26.022	29.359	164	21.747	201	34.916	214	219	13	2:07.789	36.276	112	39.462	102	52.051	147	132
7	1:25.512	27.974	166	22.320	198	35.218	213	222	14	2:03.600	37.219	97	33.925	126	52.456	138	149

90 Piro, DEU

theoretical besttime: **1:26.578**

1	1:41.217	42.321	161	23.089	200	35.807	210	157	5	1:49.069	41.320	86	31.468	144	36.281	214	132
2	1:43.456	29.866	164	22.118	203	51.472	130	218	6	1:31.524	29.091	164	26.784	199	35.649	210	221
3	2:08.930	46.505	101	30.441	127	51.984	137	132	7	1:34.526	31.066	162	21.838	201	41.622		218
4	2:09.806	43.980	114	32.834	74	52.992	135	108									



ADAC Formel 4

Sector List Race 2

Provisional



Lausitzring, Length: 3478m
Air temperature: 28.05°C
Track temperature: 31.61°C
Weather condition: Dry

DMSB Reg. Nr.: 171/2016

Saturday, June 04, 2016 17:40:00

Lap	Time	SE1	SP1	SE2	SP2	SE3	SP3	TSP	Lap	Time	SE1	SP1	SE2	SP2	SE3	SP3	TSP
96	Mawson, DEU								theoretical besttime: 1:23.037								
1	1:31.495	34.933	165	21.722	198	34.840	212	132	8	1:27.318	27.739	167	21.295	203	38.284	145	220
2	1:34.973	27.961	166	21.350	202	45.662	136	219	9	1:57.319	40.134	121	31.151	144	46.034	170	153
3	2:08.433	46.599	126	31.368	146	50.466	159	132	10	1:52.422	39.401	120	30.236	157	42.785	213	186
4	2:10.169	44.973	107	33.406	126	51.790	130	163	11	1:25.111	27.755	167	21.160	203	36.196	173	220
5	1:58.539	43.011	132	31.889	159	43.639	212	133	12	2:07.861	37.304	130	35.731	96	54.826	157	175
6	1:23.393	27.791	167	21.209	203	34.393	213	219	13	2:08.528	39.210	83	37.268	164	52.050	156	170
7	1:23.062	27.519	167	21.125	204	34.418	213	220	14	2:03.377	39.013	104	33.183	103	51.181	177	174

Lap	Time	SE1	SP1	SE2	SP2	SE3	SP3	TSP	Lap	Time	SE1	SP1	SE2	SP2	SE3	SP3	TSP
99	Flörsch, DEU								theoretical besttime: 1:24.070								
1	1:49.453	52.327	161	22.136	198	34.990	208	161	8	1:27.482	27.983	167	21.130	204	38.369	140	221
2	1:40.926	27.950	166	21.357	201	51.619	126	217	9	1:56.179	37.116	81	30.724	125	48.339	120	161
3	2:08.694	46.693	100	30.044	116	51.957	141	121	10	1:44.494	39.143	111	28.524	157	36.827	210	147
4	2:08.765	43.487	89	31.854	85	53.424	123	131	11	1:30.174	28.823	166	22.237	201	39.114	144	218
5	1:47.081	41.504	92	29.989	161	35.588	216	114	12	2:10.834	36.631	84	36.573	121	57.630	131	126
6	1:25.395	28.717	168	21.444	203	35.234	216	225	13	2:07.737	36.503	96	39.034	132	52.200	143	133
7	1:25.275	28.622	168	21.539	203	35.114	214	224	14	2:03.538	37.102	104	33.459	125	52.977	148	149