

ADAC Formel 4

Result List Race 1

Provisional



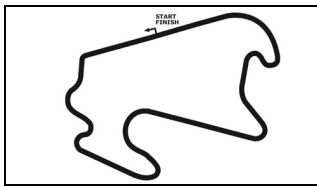
Lausitzring, Length: 3478m
Air temperature: 28.05°C
Track temperature: 24.42°C
Weather condition: Dry

DMSB Reg. Nr.: 171/2016

Saturday, June 04, 2016 11:55:00

started : 34 classified : 23 not classified : 11

Nr.	Drivers	Sponsor	Laps	Total Time	Gap	Kph	Lap	Time	Kph
Cl.	Car	Competitor							
1	29 M.Schumacher(DEU) ADAC Formel 4 powered by Abarth	Prema Powerteam	10	31:06.332		135.6	7	1:22.700	151.4
2	35 K.Laliberte(FRA) ADAC Formel 4 powered by Abarth	Van Amersfoort Racing	10	31:08.432	2.100	135.6	9	1:22.889	151.0
3	14 T.Preining(AUT) ADAC Formel 4 powered by Abarth	Lechner Racing	10	31:08.789	2.457	135.8	7	1:22.566	151.6
4	2 J.Fittje(DEU) ADAC Formel 4 powered by Abarth	US Racing	10	31:09.901	3.569	135.5	9	1:22.719	151.3
5	80 F.Drugovich(AUT) R ADAC Formel 4 powered by Abarth	Neuhauser Racing	10	31:11.380	5.048	135.5	10	1:22.663	151.4
6	96 J.Mawson(DEU) ADAC Formel 4 powered by Abarth	Van Amersfoort Racing	10	31:11.643	5.311	136.2	10	1:22.582	151.6
7	44 J.Vips(ITA) R ADAC Formel 4 powered by Abarth	Prema Powerteam	10	31:14.313	7.981	135.6	7	1:22.973	150.9
8	28 K.Schramm(DEU) ADAC Formel 4 powered by Abarth	US Racing	10	31:14.788	8.456	135.7	10	1:22.893	151.0
9	6 M.Ortmann(DEU) ADAC Formel 4 powered by Abarth	ADAC Berlin-Brandenburg e.V.	10	31:15.265	8.933	135.9	9	1:22.846	151.1
10	40 L.Hoogenboom(NLD) R ADAC Formel 4 powered by Abarth	Van Amersfoort Racing	10	31:17.692	11.360	135.6	7	1:23.041	150.7
11	90 C.Piro(DEU) ADAC Formel 4 powered by Abarth	Team Piro Sport Interdental	10	31:19.141	12.809	135.7	9	1:23.183	150.5
12	68 J.Correa(ITA) R ADAC Formel 4 powered by Abarth	Prema Powerteam	10	31:19.603	13.271	136.5	10	1:22.868	151.0
13	99 S.Flörsch(DEU) ADAC Formel 4 powered by Abarth	Motopark	10	31:20.489	14.157	136.2	7	1:23.028	150.8
14	19 F.Scherer(CHE) R ADAC Formel 4 powered by Abarth	Jenzer Motorsport	10	31:23.148	16.816	135.3	9	1:23.257	150.3
15	4 M.Baiz(ITA) ADAC Formel 4 powered by Abarth	ADAC Berlin-Brandenburg e.V.	10	31:24.890	18.558	135.8	8	1:23.622	149.7
16	15 M.Waldherr(DEU) ADAC Formel 4 powered by Abarth	Lechner Racing	10	31:25.665	19.333	136.4	8	1:23.655	149.6
17	46 M.Auricchio(DEU) ADAC Formel 4 powered by Abarth	Team Timo Scheider GmbH	10	31:26.997	20.665	137.2	9	1:23.363	150.1
18	24 R.Brezina(DEU) ADAC Formel 4 powered by Abarth	Robin Brezina	10	31:27.729	21.397	136.4	9	1:23.986	149.0
19	10 A.Estner(DEU) R ADAC Formel 4 powered by Abarth	RS Competition	10	31:28.449	22.117	136.6	10	1:23.781	149.4
20	17 D.Ciantini(CHE) ADAC Formel 4 powered by Abarth	Jenzer Motorsport	10	31:31.272	24.940	135.3	9	1:23.019	150.8
21	5 L.Zendeli(DEU) R ADAC Formel 4 powered by Abarth	ADAC Berlin-Brandenburg e.V.	10	31:42.755	36.423	135.4	10	1:22.489	151.7
22	9 R.Feller(CHE) R ADAC Formel 4 powered by Abarth	ADAC Berlin-Brandenburg e.V.	10	31:46.369	40.037	133.9	9	1:23.901	149.2
23	25 M.Müller-Crepon(CHE) ADAC Formel 4 powered by Abarth	Van Amersfoort Racing	10	31:46.955	40.623	135.6	8	1:22.875	151.0
Not classified									
18	J.Meikup(EST) ADAC Formel 4 powered by Abarth	Jenzer Motorsport	4	23:33.529	6 LAP	104.1	3	1:48.082	115.8
81	N.Nielsen(DNK) R ADAC Formel 4 powered by Abarth	Neuhauser Racing							



ADAC Formel 4

Result List Race 1

Provisional

DMSB Reg. Nr.: 171/2016

Saturday, June 04, 2016 11:55:00



Lausitzring, Length: 3478m
Air temperature: 28.05°C
Track temperature: 24.42°C
Weather condition: Dry

started : 34 classified : 23 not classified : 11

Nr. Drivers	Sponsor	Laps	Total Time	Gap	Kph	Lap	Time	Kph
Cl. Car	Competitor							
66 S.Laaksonen(FIN)	Motopark							
ADAC Formel 4 powered by Abarth								
33 J.Aberdein(ZAF)								
R ADAC Formel 4 powered by Abarth	Motopark							
45 T.Wolf(DEU)								
ADAC Formel 4 powered by Abarth	KUG-Motorsport							
27 L.Gachot(GBR)								
ADAC Formel 4 powered by Abarth	US Racing							
77 J.van Uiter(NLD)								
ADAC Formel 4 powered by Abarth	Jenzer Motorsport							
7 O.Söderström(SWE)								
ADAC Formel 4 powered by Abarth	ADAC Berlin-Brandenburg e.V.							
13 Y.Brandt(DEU)								
R ADAC Formel 4 powered by Abarth	Lechner Racing							
8 L.Engstler(DEU)								
ADAC Formel 4 powered by Abarth	Liqui Moly Team Engstler							
20 K.Kratz(DEU)								
ADAC Formel 4 powered by Abarth	Jenzer Motorsport							
Did not start								
23 J.Hanses(DEU)								
R ADAC Formel 4 powered by Abarth	Team Timo Scheider GmbH							

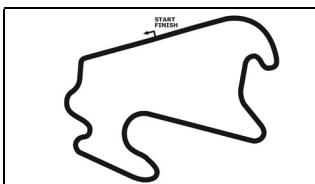
Following race director decisions no. 22, 23, 24 - 30s penalty in exchange drive through for cars no. 5, 25, 27

Subject to final scrutineering!

Publications Time:

Clerk of the course:

Time Keeping:



ADAC Formel 4

Lap Chart Race 1

Provisional

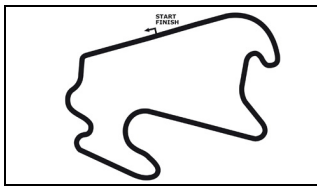


Lausitzring, Length: 3478 m

Saturday 4.June 2016 11:55

LapCha	1	2	3	4	5	6	7	8	9	10	11	12	13	14	15	16	17	18	19	20	21	22	23	24	25	26	27	28	29	30	31	32	33	34	35	36	37	38	39	40	41	42	43	44	45								
LAP 1	29	35	2	14	80	5	44	96	28	25	6	40	90	19	18	99	68	4	17	15	24	10	9	46																													
LAP 2	29	35	2	14	80	5	44	96	28	25	6	40	90	19	18	99	68	4	17	15	24	10	9	46																													
LAP 3	29	35	2	14	5	80	44	96	28	25	6	40	90	19	18	99	68	4	17	15	24	10	9	46																													
LAP 4	29	35	2	14	80	5	96	44	28	6	25	40	90	19	99	68	4	17	15	24	10	46	9	18																													
LAP 5	29	35	14	2	80	96	5	44	28	6	25	40	90	68	19	99	17	4	15	24	10	46	9																														
LAP 6	29	35	14	2	80	96	5	44	28	6	25	40	90	68	99	17	19	4	15	24	46	10	9																														
LAP 7	29	35	14	2	80	96	5	44	28	6	25	40	90	68	99	19	4	15	24	46	10	17	9																														
LAP 8	29	35	14	2	80	96	5	44	28	6	25	40	90	68	99	19	4	15	24	46	10	17	9																														
LAP 9	29	35	14	2	80	96	5	44	28	6	25	40	90	68	99	19	4	15	24	46	10	17	9																														
LAP 10	29	35	14	2	80	96	5	44	28	6	25	40	90	68	99	19	4	15	46	24	10	17	9																														

. - PIT STOP ' - LAP BEHIND



ADAC Formel 4

Sector List Race 1

Provisional



Lausitzring, Length: 3478m
Air temperature: 28.05°C
Track temperature: 24.42°C
Weather condition: Dry

DMSB Reg. Nr.: 171/2016

Saturday, June 04, 2016 11:55:00

Lap	Time	SE1	SP1	SE2	SP2	SE3	SP3	TSP	Lap	Time	SE1	SP1	SE2	SP2	SE3	SP3	TSP
2 Fittje, DEU									theoretical besttime: 1:22.656								
1	17:18.554	35.581	163	21.693	196	16:21.280	5	134	6	1:24.401	28.609	166	21.430	200	34.362	212	209
2	2:13.012	48.381	96	34.014	120	50.617	157	74	7	1:22.932	27.496	166	21.226	200	34.210	212	219
3	1:55.109	39.828	113	32.537	146	42.744	212	162	8	1:22.760	27.357	165	21.185	201	34.218	211	220
4	1:24.003	28.060	165	21.371	199	34.572	212	220	9	1:22.719	27.375	166	21.152	201	34.192	211	218
5	1:23.620	27.683	166	21.107	200	34.830	210	220	10	1:22.791	27.451	167	21.119	201	34.221	208	219

4 Baiz, ITA									theoretical besttime: 1:23.603								
1	17:35.495	42.357	161	29.757	192	16:23.381	54		6	1:24.452	27.826	165	21.343	201	35.283	212	220
2	2:10.558	44.366	105	33.492	114	52.700	134	91	7	1:24.836	28.184	165	21.333	200	35.319	210	218
3	1:46.012	37.302	97	31.614	115	37.096	213	142	8	1:23.622	27.786	164	21.211	199	34.625	209	219
4	1:26.497	29.625	162	21.738	198	35.134	208	222	9	1:23.679	27.788	164	21.221	201	34.670	210	214
5	1:26.009	29.595	164	21.485	202	34.929	212	216	10	1:23.730	27.839	165	21.192	201	34.699	208	217

5 Zendeli, DEU									theoretical besttime: 1:22.458								
1	17:20.923	36.359	165	21.708	201	16:22.856	78	143	6	1:22.932	27.516	166	21.034	203	34.382	215	222
2	2:14.389	49.714	76	33.488	107	51.187	155	59	7	1:23.336	27.803	165	21.156	201	34.377	214	221
3	1:52.272	38.899	95	32.041	138	41.332	214	159	8	1:22.973	27.548	166	21.111	203	34.314	213	222
4	1:26.409	29.648	166	21.466	201	35.295	213	222	9	1:22.726	27.350	166	20.959	205	34.417	213	220
5	1:24.306	28.576	164	21.254	202	34.476	215	221	10	1:22.489	27.381	167	20.950	204	34.158	214	221

6 Ortmann, DEU									theoretical besttime: 1:22.729								
1	17:26.220	38.473	161	23.129	192	16:24.618	53	154	6	1:23.115	27.628	167	20.984	203	34.503	215	221
2	2:13.426	48.158	86	33.469	133	51.799	131	96	7	1:23.087	27.559	166	21.050	203	34.478	216	223
3	1:49.366	38.470	94	32.419	119	38.477	213	139	8	1:23.281	27.553	166	21.113	205	34.615	214	222
4	1:26.680	29.789	165	21.884	202	35.007	212	225	9	1:22.846	27.460	166	21.076	204	34.310	215	221
5	1:24.298	28.193	165	21.349	203	34.756	213	221	10	1:22.946	27.435	167	21.033	205	34.478	196	225

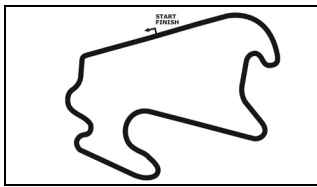
7 Söderström, SWE									theoretical besttime:								
1		40.619	162					167									

8 Engstler, DEU									theoretical besttime:								
1		41.031	163					180									

9 Feller, CHE									theoretical besttime: 1:23.761								
1	17:44.890	41.443	160	39.577	138	16:23.870	54	184	6	1:28.081	28.942	165	21.765	203	37.374		222
2	2:06.806	41.924	106	31.988	132	52.894	117	96	7	1:39.721	43.267	164	21.315	200	35.139	210	
3	1:43.313	37.031	77	29.793	124	36.489	213	134	8	1:24.057	28.002	164	21.272	202	34.783	210	218
4	1:26.341	28.814	166	21.917	201	35.610	216	223	9	1:23.901	27.854	165	21.318	199	34.729	212	217
5	1:25.334	28.573	166	21.671	202	35.090	215	224	10	1:23.925	27.847	166	21.185	201	34.893	210	218

10 Estner, DEU									theoretical besttime: 1:23.665								
1	17:43.659	41.991	161	27.668	192	16:34.000	51	180	6	1:26.081	28.564	164	22.603	201	34.914	210	217
2	2:07.436	41.742	90	32.764	117	52.930	122	105	7	1:24.277	27.967	166	21.486	200	34.824	210	218
3	1:43.258	36.721	88	30.079	134	36.458	213	127	8	1:24.049	27.830	165	21.363	200	34.856	208	217
4	1:26.343	29.219	162	21.910	199	35.214	210	220	9	1:23.875	27.878	165	21.341	201	34.656	210	217
5	1:25.690	28.374	166	21.796	201	35.520	209	219	10	1:23.781	27.742	168	21.457	202	34.582	213	217

13 Brandt, DEU									theoretical besttime:								
1		41.333	162	36.232	99			177									



ADAC Formel 4

Sector List Race 1

Provisional



Lausitzring, Length: 3478m
Air temperature: 28.05°C
Track temperature: 24.42°C
Weather condition: Dry

DMSB Reg. Nr.: 171/2016

Saturday, June 04, 2016 11:55:00

Lap	Time	SE1	SP1	SE2	SP2	SE3	SP3	TSP	Lap	Time	SE1	SP1	SE2	SP2	SE3	SP3	TSP
14 Preining, AUT									theoretical besttime: 1:22.412								
1	17:19.214	35.226	163	21.359	199	16:22.629	43	137	6	1:23.491	28.211	166	20.940	201	34.340	212	215
2	2:13.176	48.370	107	33.998	115	50.808	154	75	7	1:22.566	27.368	165	20.916	201	34.282	212	219
3	1:54.669	39.793	113	32.356	141	42.520	213	173	8	1:22.806	27.249	166	21.046	204	34.511	212	220
4	1:23.918	28.457	166	21.050	202	34.411	214	222	9	1:22.811	27.271	166	21.195	204	34.345	213	220
5	1:23.264	27.633	167	21.157	201	34.474	210	222	10	1:22.874	27.622	165	21.005	204	34.247	210	220

15 Waldherr, DEU									theoretical besttime: 1:23.588								
1	17:39.824	41.660	161	30.307	185	16:27.857	55	179	6	1:24.084	27.813	165	21.197	201	35.074	213	220
2	2:08.754	42.371	92	32.774	115	53.609	129	104	7	1:24.804	28.132	166	21.284	204	35.388	213	221
3	1:44.488	36.179	94	31.391	117	36.918	211	134	8	1:23.655	27.843	165	21.217	202	34.595	213	222
4	1:26.034	29.307	164	21.719	199	35.008	211	219	9	1:24.247	27.917	165	21.273	202	35.057	211	220
5	1:26.119	29.477	163	21.734	200	34.908	213	219	10	1:23.656	27.818	165	21.180	201	34.658	211	218

17 Ciantini, CHE									theoretical besttime: 1:23.018								
1	17:38.904	40.633	160	25.647	176	16:32.624	53	179	6	1:24.686	27.975	167	21.667	201	35.044	211	224
2	2:08.553	41.964	106	32.821	107	53.768	139	113	7	1:33.270	37.373	162	21.236	199	34.661	209	217
3	1:44.900	36.599	90	31.258	115	37.043	214	149	8	1:23.135	27.441	164	21.107	201	34.587	210	217
4	1:26.269	29.532	161	21.702	203	35.035	209	222	9	1:23.019	27.442	164	21.039	202	34.538	209	216
5	1:25.232	29.089	166	21.509	202	34.634	216	217	10	1:23.304	27.648	165	21.103	201	34.553	208	217

18 Meikup, EST									theoretical besttime: 1:45.307								
1	17:32.861	39.396	156	23.954	188	16:29.511	53	159	3	1:48.082	37.740	86	32.076	127	38.266	210	132
2	2:10.195	44.753	96	33.451	115	51.991	131	113	4	2:02.391	33.918	124	33.123	86	55.350		219

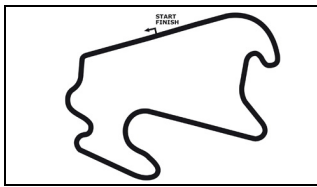
19 Scherer, CHE									theoretical besttime: 1:23.025								
1	17:30.304	38.712	158	23.054	182	16:28.538	54	156	6	1:25.133	27.797	164	22.148	197	35.188	207	218
2	2:11.778	46.341	79	33.382	118	52.055	113	113	7	1:24.099	28.233	162	21.195	198	34.671	209	216
3	1:48.684	38.006	91	32.183	116	38.495	212	148	8	1:23.316	27.582	162	21.198	199	34.536	210	217
4	1:26.415	29.054	163	21.844	200	35.517	206	221	9	1:23.257	27.651	163	21.163	200	34.443	210	216
5	1:26.243	29.750	164	21.600	199	34.893	211	212	10	1:23.919	27.474	164	21.108	200	35.337	206	215

20 Kratz, DEU									theoretical besttime:								
1		41.714	160														

24 Brezina, DEU									theoretical besttime: 1:23.839								
1	17:41.888	42.165	161	29.564	188	16:30.159	48	182	6	1:24.283	27.917	165	21.449	199	34.917	213	222
2	2:07.855	41.407	88	32.429	120	54.019	130	123	7	1:24.636	28.125	164	21.343	200	35.168	213	221
3	1:44.241	36.497	83	30.867	111	36.877	210	131	8	1:24.304	27.951	164	21.504	200	34.849	210	221
4	1:25.657	29.029	162	21.526	201	35.102	211	218	9	1:23.986	27.804	164	21.370	200	34.812	211	217
5	1:25.906	28.786	162	22.203	200	34.917	213	219	10	1:24.973	28.938	164	21.289	202	34.746	211	219

25 Müller-Crepon, CHE									theoretical besttime: 1:22.767								
1	17:25.944	38.926	155	23.096	181	16:23.922	53	149	6	1:23.359	27.689	165	21.021	201	34.649	210	218
2	2:12.914	47.836	77	33.217	113	51.861	145	100	7	1:23.359	27.476	164	21.281	198	34.602	209	217
3	1:50.116	38.499	95	32.093	127	39.524	210	148	8	1:22.875	27.396	165	21.129	201	34.350	210	217
4	1:27.216	29.463	164	21.810	202	35.943	210	217	9	1:23.489	27.892	164	21.133	202	34.464	210	217
5	1:24.791	28.752	164	21.140	201	34.899	211	218	10	1:22.892	27.421	165	21.041	202	34.430	210	216

27 Gachot, GBR									theoretical besttime:								
1		40.313	162	38.964	161			159									



ADAC Formel 4

Sector List Race 1

Provisional



Lausitzring, Length: 3478m
Air temperature: 28.05°C
Track temperature: 24.42°C
Weather condition: Dry

DMSB Reg. Nr.: 171/2016

Saturday, June 04, 2016 11:55:00

Lap	Time	SE1	SP1	SE2	SP2	SE3	SP3	TSP	Lap	Time	SE1	SP1	SE2	SP2	SE3	SP3	TSP
28	Schramm, DEU								theoretical besttime: 1:22.761								
1	17:24.780	39.287	159	25.088	191	16:20.405	55	149	6	1:23.331	27.621	167	21.263	202	34.447	215	222
2	2:13.061	47.971	81	33.344	100	51.746	157	84	7	1:23.169	27.507	167	21.251	201	34.411	213	222
3	1:50.702	38.756	93	32.249	128	39.697	209	155	8	1:23.059	27.535	167	21.093	203	34.431	213	
4	1:26.315	29.618	164	21.895	201	34.802	215	217	9	1:23.091	27.382	167	21.237	203	34.472	212	222
5	1:24.387	28.143	166	21.534	203	34.710	215	223	10	1:22.893	27.257	168	21.154	204	34.482	213	221

29	Schumacher, DEU								theoretical besttime: 1:22.525								
1	17:15.761	34.177	163	21.386	197	16:20.198	0	129	6	1:22.889	27.600	165	20.983	201	34.306	211	217
2	2:14.069	49.206	107	34.412	120	50.451	166	73	7	1:22.700	27.486	165	20.870	201	34.344	209	216
3	1:55.591	39.905	118	32.227	167	43.459	210	178	8	1:22.725	27.444	165	20.893	202	34.388	210	218
4	1:23.771	27.884	164	21.238	199	34.649	210	215	9	1:22.786	27.635	165	20.913	201	34.238	208	218
5	1:23.308	27.707	165	21.045	202	34.556	210	216	10	1:22.732	27.561	166	20.843	205	34.328	210	218

33	Aberdein, ZAF								theoretical besttime:									
1	40.779	162						167										

35	Laliberte, FRA								theoretical besttime: 1:22.546								
1	17:17.429	34.395	165	21.521	199	16:21.513	0	131	6	1:23.097	27.621	166	21.116	200	34.360	210	217
2	2:13.700	48.830	108	34.037	122	50.833	151	72	7	1:22.912	27.343	165	21.137	200	34.432	211	217
3	1:55.251	39.753	115	32.460	150	43.038	209	157	8	1:23.128	27.621	165	21.231	201	34.276	210	218
4	1:23.644	27.748	165	21.317	200	34.579	210	216	9	1:22.889	27.495	164	21.206	202	34.188	210	217
5	1:23.448	27.566	166	21.158	201	34.724	210	217	10	1:22.934	27.731	165	21.031	202	34.172	210	217

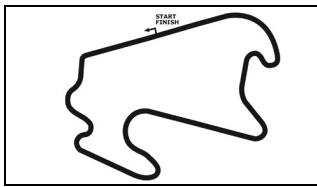
40	Hoogenboom, NLD								theoretical besttime: 1:22.809								
1	17:27.211	42.284	161	32.143	156	16:12.784	49	155	6	1:23.739	28.101	165	21.224	201	34.414	213	223
2	2:13.643	47.917	86	33.607	125	52.119	133	93	7	1:23.041	27.432	165	21.166	202	34.443	214	218
3	1:48.961	38.077	90	32.053	126	38.831	213	133	8	1:23.092	27.539	166	21.235	202	34.318	213	222
4	1:26.679	29.127	166	22.211	200	35.341	208	220	9	1:23.421	27.710	166	21.293	203	34.418	212	221
5	1:24.760	28.851	166	21.368	201	34.541	216	217	10	1:23.145	27.704	166	21.230	202	34.211	213	221

44	Vips, ITA								theoretical besttime: 1:22.867								
1	17:23.506	38.985	147	36.808	154	16:07.713	53	143	6	1:23.305	27.681	164	21.028	203	34.596	210	220
2	2:13.021	47.863	84	33.635	105	51.523	156	79	7	1:22.973	27.551	165	20.943	203	34.479	212	219
3	1:51.604	38.508	101	32.328	139	40.768	209	170	8	1:23.097	27.578	165	21.042	205	34.477	211	220
4	1:26.500	29.746	163	21.842	201	34.912	212	217	9	1:22.990	27.467	164	21.059	203	34.464	209	218
5	1:24.300	28.169	166	21.360	203	34.771	213	221	10	1:23.017	27.529	166	21.031	202	34.457	210	217

45	Wolf, DEU								theoretical besttime:									
1	40.354	163	1:09.804	51				170										

46	Auricchio, DEU								theoretical besttime: 1:23.363								
1	17:46.051	42.590	160	29.933	183	16:33.528	54	184	6	1:25.174	28.532	166	21.754	201	34.888	211	222
2	2:06.140	41.936	93	31.820	123	52.384	123	115	7	1:24.198	27.844	164	21.506	197	34.848	211	218
3	1:43.315	37.299	87	29.807	145	36.209	214	112	8	1:23.574	27.711	164	21.284	201	34.579	212	218
4	1:25.532	28.749	163	21.771	202	35.012	215	221	9	1:23.363	27.649	165	21.143	201	34.571	214	218
5	1:25.579	28.335	166	21.647	204	35.597	215	221	10	1:24.071	28.262	165	21.218	202	34.591	211	223

66	Laaksonen, FIN								theoretical besttime:									
1	40.122	160						167										



ADAC Formel 4

Sector List Race 1

Provisional



Lausitzring, Length: 3478m
Air temperature: 28.05°C
Track temperature: 24.42°C
Weather condition: Dry

DMSB Reg. Nr.: 171/2016

Saturday, June 04, 2016 11:55:00

Lap	Time	SE1	SP1	SE2	SP2	SE3	SP3	TSP	Lap	Time	SE1	SP1	SE2	SP2	SE3	SP3	TSP
68	Correa, ITA								theoretical besttime: 1:22.823								
1	17:34.291	40.039	160	23.731	197	16:30.521	49	165	6	1:23.760	27.984	166	21.103	204	34.673	212	221
2	2:11.247	45.142	100	33.365	111	52.740	133	82	7	1:23.452	27.669	165	21.197	201	34.586	212	219
3	1:46.225	37.143	96	31.339	125	37.743	213	145	8	1:23.564	27.632	166	21.236	204	34.696	210	219
4	1:25.929	29.459	165	21.608	200	34.862	211	221	9	1:23.121	27.597	165	21.047	204	34.477	211	218
5	1:25.146	28.891	165	21.412	203	34.843	213	220	10	1:22.868	27.642	165	20.913	204	34.313	213	218

77	van Uitert, NLD								theoretical besttime:									
1	41.017	162						173										

80	Drugovich, AUT								theoretical besttime: 1:22.658								
1	17:19.989	35.877	164	21.577	200	16:22.535	72	138	6	1:23.143	27.614	165	21.097	201	34.432	211	218
2	2:13.749	49.692	78	33.443	99	50.614	148	64	7	1:22.931	27.501	165	21.046	200	34.384	212	218
3	1:53.891	39.685	100	32.063	133	42.143	207	160	8	1:22.945	27.535	164	21.072	200	34.338	210	219
4	1:25.520	29.167	164	21.414	198	34.939	210	215	9	1:22.820	27.414	165	21.050	201	34.356	211	217
5	1:23.729	27.783	164	21.254	200	34.692	211	217	10	1:22.663	27.362	166	20.958	202	34.343	210	217

81	Nielsen, DNK								theoretical besttime:									
1	39.751	158	4:45.517	67				163										

90	Piro, DEU								theoretical besttime: 1:23.048								
1	17:28.985	39.122	161	22.878	184	16:26.985	54	156	6	1:23.688	27.887	165	21.151	202	34.650	212	218
2	2:12.203	46.649	90	33.602	118	51.952	133	117	7	1:23.281	27.741	164	21.161	201	34.379	212	219
3	1:49.406	38.110	93	32.191	114	39.105	210	127	8	1:23.304	27.731	164	21.040	203	34.533	211	220
4	1:26.122	28.894	164	21.888	201	35.340	213	219	9	1:23.183	27.796	163	21.016	203	34.371	212	218
5	1:25.758	29.572	164	21.476	201	34.710	211	222	10	1:23.211	27.661	165	21.094	203	34.456	212	219

96	Mawson, DEU								theoretical besttime: 1:22.582								
1	17:24.278	36.755	164	21.442	205	16:26.081	53	144	6	1:22.997	27.527	167	21.105	204	34.365	215	222
2	2:12.986	47.750	84	33.494	104	51.742	145	79	7	1:22.846	27.439	167	21.095	204	34.312	216	222
3	1:51.141	38.674	99	32.169	136	40.298	215	161	8	1:23.090	27.516	167	21.159	206	34.415	214	224
4	1:25.751	29.277	164	21.455	203	35.019	216	222	9	1:22.734	27.392	166	21.023	206	34.319	214	222
5	1:23.238	27.848	166	21.122	203	34.268	214	225	10	1:22.582	27.390	168	21.009	206	34.183	215	222

99	Flörsch, DEU								theoretical besttime:									
1	17:33.244	39.588	161					164	6	1:23.700								
2	2:10.792								7	1:23.028								
3	1:47.399								8	1:23.565								
4	1:25.927								9	1:23.274								
5	1:26.304								10	1:23.256								