

# ADAC Formel 4

## Result List Qualifying Race



Provisional

**DMSB** Reg. Nr.: 171/2016



Lausitzring, Length: 3478m  
Air temperature: 24.48°C  
Track temperature: 22.97°C  
Weather condition: Dry

Friday, June 03, 2016 18:30:00

**started : 15      classified : 14      not classified : 1**

	Nr. Drivers	Sponsor	Laps	Total Time	Gap	Kph	Lap	Time	Kph
	Cl. Car	Competitor							
1	77 <b>J.van Uitert(NLD)</b> ADAC Formel 4 powered by Abarth	Jenzer Motorsport	15	<b>21:04.525</b>		149.4	15	1:23.082	150.7
2	7 <b>O.Söderström(SWE)</b> ADAC Formel 4 powered by Abarth	ADAC Berlin-Brandenburg e.V.	15	<b>21:14.663</b>	10.138	148.2	11	1:23.805	149.4
3	4 <b>M.Baiz(ITA)</b> ADAC Formel 4 powered by Abarth	ADAC Berlin-Brandenburg e.V.	15	<b>21:14.763</b>	10.238	148.3	15	1:23.642	149.6
4	13 <b>Y.Brandt(DEU)</b> R ADAC Formel 4 powered by Abarth	Lechner Racing	15	<b>21:15.198</b>	10.673	148.4	12	1:23.468	150.0
5	17 <b>D.Ciantini(CHE)</b> ADAC Formel 4 powered by Abarth	Jenzer Motorsport	15	<b>21:16.040</b>	11.515	148.2	11	1:23.225	150.4
6	15 <b>M.Waldherr(DEU)</b> ADAC Formel 4 powered by Abarth	Lechner Racing	15	<b>21:19.910</b>	15.385	148.0	8	1:23.671	149.6
7	8 <b>L.Engstler(DEU)</b> ADAC Formel 4 powered by Abarth	Liqui Moly Team Engstler	15	<b>21:20.528</b>	16.003	148.0	9	1:23.686	149.6
8	20 <b>K.Kratz(DEU)</b> ADAC Formel 4 powered by Abarth	Jenzer Motorsport	15	<b>21:21.466</b>	16.941	147.8	11	1:23.537	149.8
9	24 <b>R.Brezina(DEU)</b> ADAC Formel 4 powered by Abarth	Robin Brezina	15	<b>21:26.199</b>	21.674	147.5	8	1:24.163	148.7
10	10 <b>A.Estner(DEU)</b> R ADAC Formel 4 powered by Abarth	RS Competition	15	<b>21:26.730</b>	22.205	147.4	15	1:23.851	149.3
11	30 <b>K.Gulbrandsen(NOR)</b> R ADAC Formel 4 powered by Abarth	Team Timo Scheider GmbH	15	<b>21:32.453</b>	27.928	146.6	12	1:24.379	148.3
12	9 <b>R.Feller(CHE)</b> R ADAC Formel 4 powered by Abarth	ADAC Berlin-Brandenburg e.V.	15	<b>21:43.490</b>	38.965	145.3	15	1:24.077	148.9
13	23 <b>J.Hanses(DEU)</b> R ADAC Formel 4 powered by Abarth	Team Timo Scheider GmbH	15	<b>21:55.058</b>	50.533	144.0	11	1:23.811	149.3
14	46 <b>M.Auricchio(DEU)</b> ADAC Formel 4 powered by Abarth	Team Timo Scheider GmbH	15	<b>22:19.224</b>	1:14.699	144.4	11	1:23.694	149.6
<b>Not classified</b>									
	55 <b>M.Niederhauser(CHE)</b> ADAC Formel 4 powered by Abarth	Rennsport Rössler	12	<b>18:10.900</b>	3 LAP	138.7	5	1:25.833	145.8

Following race director decision no. 15 - 30s penalty in exchange drive through for the car no. 46

**Subject to final scrutineering!**

Publications Time:

Clerk of the course:

Time Keeping:

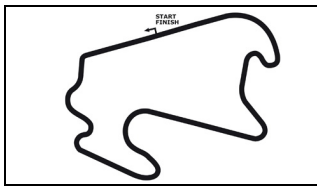
ver: 1.0

[www.adac.de/motorsport](http://www.adac.de/motorsport)

Page 1/ 1 printed: 3.6.2016 18:53

**CERTINA**  
S W I S S W A T C H E S





# ADAC Formel 4

## Sector List Qualifying Race



Provisional

**DMSB** Reg. Nr.: 171/2016



Lausitzring, Length: 3478m  
Air temperature: 24.48°C  
Track temperature: 22.97°C  
Weather condition: Dry

Friday, June 03, 2016 18:30:00

Lap	Time	SE1	SP1	SE2	SP2	SE3	SP3	TSP	Lap	Time	SE1	SP1	SE2	SP2	SE3	SP3	TSP
<b>4 Baiz, ITA</b>									<b>theoretical besttime: 1:23.548</b>								
1	1:33.286	35.598	162	22.245	199	35.443	207	136	9	1:24.094	27.895	163	21.263	200	34.936	210	217
2	1:25.965	29.041	163	21.556	199	35.368	208	215	10	1:23.894	27.798	164	21.232	200	34.864	209	216
3	1:25.339	28.448	160	21.501	199	35.390	209	216	11	1:23.746	27.696	165	21.232	199	34.818	211	217
4	1:24.651	28.121	164	21.356	200	35.174	209	216	12	1:23.924	27.838	165	<b>21.167</b>	<b>201</b>	34.919	211	216
5	1:24.619	28.032	164	21.496	201	35.091	210	217	13	1:24.550	27.818	165	21.658	196	35.074	209	<b>220</b>
6	1:24.213	27.950	<b>165</b>	21.343	200	34.920	212	217	14	1:24.183	28.159	165	21.233	201	34.791	210	219
7	1:24.390	28.046	165	21.230	<b>203</b>	35.114	210	219	15	<b>1:23.642</b>	<b>27.679</b>	<b>164</b>	21.261	203	<b>34.702</b>	<b>215</b>	219
8	1:24.267	28.016	164	21.295	200	34.956	209	217									

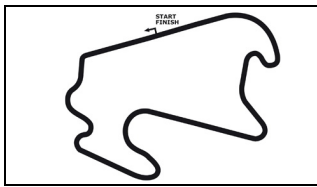
Lap	Time	SE1	SP1	SE2	SP2	SE3	SP3	TSP	Lap	Time	SE1	SP1	SE2	SP2	SE3	SP3	TSP
<b>7 Söderström, SWE</b>									<b>theoretical besttime: 1:23.758</b>								
1	1:32.506	35.425	162	22.008	200	35.073	211	132	9	1:24.101	27.852	165	21.544	200	34.705	210	218
2	1:25.415	28.464	164	21.709	<b>200</b>	35.242	210	216	10	1:24.022	27.761	165	21.483	198	34.778	212	217
3	1:25.540	28.303	163	21.690	199	35.547	210	217	11	<b>1:23.805</b>	27.702	165	<b>21.435</b>	<b>199</b>	<b>34.668</b>	<b>211</b>	218
4	1:24.951	28.258	165	21.629	200	35.064	209	216	12	1:24.125	<b>27.655</b>	<b>164</b>	21.643	198	34.827	212	218
5	1:24.652	28.121	165	21.623	200	34.908	211	215	13	1:24.118	27.903	165	21.495	200	34.720	211	<b>218</b>
6	1:24.441	28.031	165	21.536	199	34.874	<b>213</b>	216	14	1:24.374	27.807	165	21.551	199	35.016	212	217
7	1:24.259	27.912	164	21.518	200	34.829	211	218	15	1:24.332	27.893	164	21.502	199	34.937	210	218
8	1:24.022	27.780	164	21.453	200	34.789	211	218									

Lap	Time	SE1	SP1	SE2	SP2	SE3	SP3	TSP	Lap	Time	SE1	SP1	SE2	SP2	SE3	SP3	TSP
<b>8 Engstler, DEU</b>									<b>theoretical besttime: 1:23.412</b>								
1	1:36.845	38.586	164	22.485	202	35.774	211	155	9	<b>1:23.686</b>	27.833	166	<b>21.119</b>	<b>202</b>	34.734	214	219
2	1:27.450	29.609	<b>167</b>	21.888	198	35.953	214	217	10	1:23.896	27.808	165	21.511	202	<b>34.577</b>	<b>213</b>	220
3	1:26.647	29.715	164	21.665	202	35.267	<b>215</b>	222	11	1:24.194	27.956	164	21.520	200	34.718	212	221
4	1:25.163	28.542	166	21.551	<b>203</b>	35.070	213	<b>223</b>	12	1:24.048	27.917	166	21.302	200	34.829	214	219
5	1:24.481	28.221	166	21.459	203	34.801	212	220	13	1:23.734	<b>27.716</b>	<b>167</b>	21.436	201	34.582	210	220
6	1:24.162	28.006	166	21.310	201	34.846	213	218	14	1:24.132	28.012	167	21.324	203	34.796	215	219
7	1:24.144	28.140	166	21.278	202	34.726	213	220	15	1:24.076	27.987	166	21.368	201	34.721	213	222
8	1:23.870	27.846	166	21.196	202	34.828	213	219									

Lap	Time	SE1	SP1	SE2	SP2	SE3	SP3	TSP	Lap	Time	SE1	SP1	SE2	SP2	SE3	SP3	TSP
<b>9 Feller, CHE</b>									<b>theoretical besttime: 1:23.896</b>								
1	1:37.693	39.136	162	22.498	198	36.059	214	155	9	1:24.495	28.067	165	21.455	200	34.973	211	218
2	1:27.566	29.682	165	21.678	203	36.206	214	<b>222</b>	10	1:24.322	27.969	164	21.207	199	35.146	212	219
3	1:26.144	29.251	166	21.509	<b>204</b>	35.384	<b>215</b>	221	11	1:24.522	28.106	164	21.368	200	35.048	213	218
4	1:25.288	28.959	<b>166</b>	21.339	203	34.990	213	222	12	1:24.088	28.000	164	21.297	201	<b>34.791</b>	<b>213</b>	219
5	1:24.719	28.345	<b>167</b>	21.368	202	35.006	214	221	13	1:24.109	27.954	166	21.308	199	34.847	212	221
6	1:27.709	28.431	165	21.396	201	37.882		222	14	1:24.201	28.012	166	21.227	199	34.962	211	220
7	1:39.826	43.492	165	21.341	200	34.993	213		15	<b>1:24.077</b>	<b>27.949</b>	<b>165</b>	<b>21.156</b>	<b>200</b>	34.972	213	218
8	1:24.731	28.202	165	21.424	200	35.105	212	219									

Lap	Time	SE1	SP1	SE2	SP2	SE3	SP3	TSP	Lap	Time	SE1	SP1	SE2	SP2	SE3	SP3	TSP
<b>10 Estner, DEU</b>									<b>theoretical besttime: 1:23.794</b>								
1	1:37.515	37.910	161	22.886	195	36.719	210	153	9	1:23.942	27.832	166	21.432	201	<b>34.678</b>	<b>217</b>	218
2	1:27.992	30.178	165	21.878	201	35.936	213	215	10	1:24.109	<b>27.774</b>	<b>166</b>	21.514	200	34.821	215	222
3	1:27.146	29.297	166	21.996	198	35.853	209	221	11	1:24.111	27.959	166	<b>21.342</b>	<b>201</b>	34.810	217	218
4	1:26.291	29.328	166	21.633	202	35.330	212	215	12	1:24.848	28.375	166	21.550	200	34.923	213	220
5	1:24.747	28.156	166	21.541	201	35.050	213	218	13	1:24.330	27.850	167	21.347	202	35.133	212	222
6	1:24.519	28.020	165	21.624	202	34.875	213	221	14	1:24.462	28.046	165	21.533	200	34.883	216	<b>222</b>
7	1:24.310	28.070	165	21.487	<b>202</b>	34.753	213	221	15	<b>1:23.851</b>	27.781	167	21.377	200	34.693	213	218
8	1:24.557	27.957	164	21.688	200	34.912	215	218									

Lap	Time	SE1	SP1	SE2	SP2	SE3	SP3	TSP	Lap	Time	SE1	SP1	SE2	SP2	SE3	SP3	TSP
<b>13 Brandt, DEU</b>									<b>theoretical besttime: 1:23.347</b>								
1	1:34.132	36.278	157	22.443	198	35.411	208	135	9	1:24.064	27.790	164	21.312	200	34.962	210	217
2	1:26.240	28.950	164	21.880	200	35.410	209	215	10	1:23.860	27.749	166	21.386	200	34.725	209	217
3	1:25.397	28.337	164	21.438	198	35.622	210	217	11	1:23.539	27.671	165	21.221	200	34.647	213	218
4	1:24.832	28.216	164	21.448	199	35.168	209	215	12	<b>1:23.468</b>	27.577	166	<b>21.191</b>	<b>202</b>	34.700	214	219
5	1:24.386	28.007	165	21.402	200	34.977	210	217	13	1:24.213	27.847	166	21.404	201	34.962	214	221
6	1:24.439	27.937	164	21.418	199	35.084	210	218	14	1:24.128	28.008	166	21.329	200	34.791	213	<b>222</b>
7	1:24.948	28.612	166	21.402	201	34.934	211	218	15	1:23.577	<b>27.541</b>	<b>166</b>	21.421	200	<b>34.615</b>	<b>212</b>	222
8	1:23.975	27.850	165	21.320	200	34.805	209	218									



# ADAC Formel 4

## Sector List Qualifying Race



Provisional

**DMSB** Reg. Nr.: 171/2016



Lausitzring, Length: 3478m  
Air temperature: 24.48°C  
Track temperature: 22.97°C  
Weather condition: Dry

Friday, June 03, 2016 18:30:00

Lap	Time	SE1	SP1	SE2	SP2	SE3	SP3	TSP	Lap	Time	SE1	SP1	SE2	SP2	SE3	SP3	TSP
-----	------	-----	-----	-----	-----	-----	-----	-----	-----	------	-----	-----	-----	-----	-----	-----	-----

### 15 Waldherr, DEU

theoretical besttime: 1:23.517

1	1:35.973	37.506	160	22.348	201	36.119	210	141	9	1:24.009	27.872	165	21.362	201	34.775	213	220
2	1:26.212	29.198	164	21.529	198	35.485	210	216	10	1:23.930	27.833	166	21.377	201	34.720	214	221
3	1:24.619	28.067	164	21.457	200	35.095	211	217	11	1:23.883	27.713	166	21.408	200	34.762	213	222
4	1:24.195	27.796	165	21.315	201	35.084	213	218	12	1:23.773	27.655	166	21.392	201	34.726	215	220
5	1:24.567	27.958	166	21.461	201	35.148	211	220	13	1:24.488	28.005	165	21.390	202	35.093	214	222
6	1:24.012	27.793	166	21.299	<b>202</b>	34.920	214	219	14	1:28.982	32.176	160	22.028	199	34.778	210	222
7	1:23.852	27.935	164	21.204	201	<b>34.713</b>	211	<b>223</b>	15	1:23.744	27.654	164	<b>21.158</b>	<b>200</b>	34.932	210	218
8	<b>1:23.671</b>	<b>27.646</b>	166	21.253	202	34.772	213	218									

### 17 Ciantini, CHE

theoretical besttime: 1:23.167

1	1:33.424	36.348	160	21.695	200	35.381	213	140	9	1:23.425	27.568	164	21.213	201	34.644	210	217
2	1:29.868	29.364	165	22.181	191	38.323	208	217	10	1:23.614	27.520	165	21.395	200	34.699	213	217
3	1:26.820	29.877	163	21.831	198	35.112	210	215	11	<b>1:23.225</b>	<b>27.459</b>	<b>165</b>	<b>21.152</b>	<b>201</b>	34.614	213	219
4	1:24.503	28.185	164	21.377	200	34.941	211	216	12	1:23.625	27.629	164	21.328	201	34.668	212	220
5	1:24.435	27.934	164	21.423	200	35.078	211	218	13	1:23.576	27.692	165	21.328	202	<b>34.556</b>	<b>214</b>	219
6	1:24.148	27.767	164	21.395	198	34.986	211	216	14	1:24.184	27.994	165	21.338	201	34.852	214	<b>222</b>
7	1:23.774	27.806	164	21.244	201	34.724	210	217	15	1:23.790	27.875	164	21.250	201	34.665	211	221
8	1:23.629	27.603	164	21.308	199	34.718	210	217									

### 20 Kratz, DEU

theoretical besttime: 1:23.500

1	1:35.693	37.605	160	22.013	197	36.075	205	144	9	1:23.854	27.765	163	21.301	200	34.788	207	214
2	1:28.338	28.988	162	23.507	170	35.843	208	212	10	1:23.799	27.729	163	21.278	197	34.792	207	215
3	1:26.722	29.515	163	21.653	<b>201</b>	35.554	209	213	11	<b>1:23.537</b>	<b>27.647</b>	<b>163</b>	21.261	200	<b>34.629</b>	<b>210</b>	216
4	1:26.598	29.843	<b>165</b>	21.635	198	35.120	<b>212</b>	215	12	1:23.802	27.718	163	21.246	200	34.838	209	215
5	1:25.046	28.143	165	21.773	196	35.130	207	<b>218</b>	13	1:23.651	27.709	163	<b>21.224</b>	<b>200</b>	34.718	208	216
6	1:24.496	28.053	164	21.528	198	34.915	208	217	14	1:24.077	28.102	163	21.266	200	34.709	209	215
7	1:24.127	27.955	163	21.356	199	34.816	208	216	15	1:23.667	27.678	164	21.257	199	34.732	210	216
8	1:24.059	27.889	164	21.370	197	34.800	206	216									

### 23 Hanses, DEU

theoretical besttime: 1:23.734

1	1:38.453	39.593	159	22.624	199	36.236	211	147	9	1:24.017	27.698	165	21.457	199	34.862	209	217
2	1:28.155	30.034	164	22.514	<b>201</b>	35.607	210	<b>220</b>	10	1:23.968	27.732	164	21.435	198	34.801	209	217
3	1:27.041	29.272	<b>165</b>	22.110	200	35.659	211	217	11	<b>1:23.811</b>	27.711	165	<b>21.324</b>	<b>198</b>	<b>34.776</b>	<b>210</b>	217
4	1:26.855	29.369	164	21.933	199	35.553	<b>212</b>	217	12	1:23.874	27.718	165	21.332	198	34.824	210	216
5	1:26.850	28.165	165	21.743	200	36.942		219	13	1:23.959	<b>27.634</b>	<b>164</b>	21.377	198	34.948	210	218
6	1:40.576	43.817	163	21.675	198	35.084	210		14	1:32.878	28.179	163	21.996	198	42.703	206	216
7	1:24.690	28.058	164	21.515	198	35.117	209	215	15	1:25.840	28.330	164	21.988	195	35.522	210	212
8	1:24.091	27.822	164	21.354	198	34.915	209	215									

### 24 Brezina, DEU

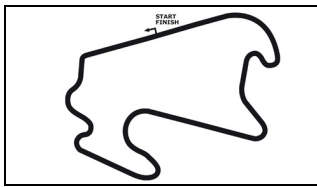
theoretical besttime: 1:24.030

1	1:38.240	39.453	160	22.545	199	36.242	210	159	9	1:24.299	27.921	163	21.421	198	34.957	208	216
2	1:27.469	30.019	159	22.364	201	35.086	<b>215</b>	216	10	1:24.254	<b>27.853</b>	<b>163</b>	21.439	198	34.962	208	216
3	1:27.031	29.505	163	21.720	<b>202</b>	35.806	212	<b>222</b>	11	1:24.314	27.962	163	21.424	198	34.928	208	215
4	1:25.763	28.719	163	21.784	197	35.260	209	216	12	1:24.481	28.176	163	21.496	196	34.809	209	216
5	1:24.811	27.985	163	21.767	199	35.059	210	217	13	1:24.210	27.888	163	21.441	198	34.881	208	216
6	1:24.443	27.891	<b>164</b>	21.661	199	34.891	210	217	14	1:24.290	27.996	162	21.419	198	34.875	209	215
7	1:24.206	27.918	163	21.403	199	34.885	210	217	15	1:24.225	27.957	163	21.471	198	<b>34.797</b>	<b>210</b>	216
8	<b>1:24.163</b>	27.947	163	<b>21.380</b>	198	34.836	208	217									

### 30 Gulbrandsen, NOR

theoretical besttime: 1:24.357

1	1:36.924	38.411	161	22.509	<b>199</b>	36.004	206		9	1:25.054	28.106	159	21.710	193	35.238	205	211
2	1:28.269	30.037	161	21.810	198	36.422	204	213	10	1:25.042	28.135	159	21.693	193	35.214	205	211
3	1:28.207	30.487	161	21.842	198	35.878	205	209	11	1:25.164	28.246	158	21.725	195	35.193	206	212
4	1:26.554	29.469	160	21.739	196	35.346	206	210	12	<b>1:24.379</b>	<b>27.885</b>	<b>159</b>	21.486	197	<b>35.008</b>	<b>208</b>	<b>213</b>
5	1:25.045	28.108	<b>163</b>	21.558	198	35.379	205	212	13	1:24.654	28.040	162	21.513	197	35.101	207	213
6	1:24.710	28.095	162	21.468	198	35.147	206	211	14	1:24.471	27.962	162	21.492	196	35.017	205	212
7	1:24.740	28.155	155	21.519	198	35.066	206	212	15	1:24.674	28.174	162	21.468	195	35.032	204	209



# ADAC Formel 4

## Sector List Qualifying Race



Provisional

**DMSB** Reg. Nr.: 171/2016



Lausitzring, Length: 3478m  
Air temperature: 24.48°C  
Track temperature: 22.97°C  
Weather condition: Dry

Friday, June 03, 2016 18:30:00

Lap	Time	SE1	SP1	SE2	SP2	SE3	SP3	TSP	Lap	Time	SE1	SP1	SE2	SP2	SE3	SP3	TSP
8	1:24.566	27.940	161	<b>21.464</b>	197	35.162	206	213									

### 46 Auricchio, DEU

**theoretical besttime: 1:23.460**

1	1:36.068	37.777	161	22.487	200	35.804	210	141	9	1:23.776	27.737	163	21.269	200	34.770	210	217
2	1:27.146	30.024	163	21.512	198	35.610	210	216	10	1:23.727	<b>27.593</b>	<b>164</b>	21.210	200	34.924	209	216
3	1:36.430	39.248	<b>165</b>	21.785	198	35.397	209	216	11	<b>1:23.694</b>	27.638	165	21.274	201	34.782	210	218
4	1:24.759	28.094	163	21.570	199	35.095	209	215	12	1:23.734	27.795	164	21.245	200	<b>34.694</b>	<b>212</b>	217
5	1:24.838	28.207	165	21.580	199	35.051	210	216	13	1:23.736	27.861	163	<b>21.173</b>	<b>201</b>	34.702	213	<b>220</b>
6	1:24.599	28.024	163	21.453	200	35.122	209	216	14	1:27.772	28.280	163	21.897	199	37.595	204	219
7	1:26.018	27.983	164	21.449	198	36.586		216	15	1:24.903	28.241	163	21.464	197	35.198	207	210
8	1:38.024	41.980	164	21.322	200	34.722	211										

### 55 Niederhauser, CHE

**theoretical besttime: 1:25.833**

1	1:38.150	38.870	159	22.904	198	36.376	<b>213</b>	155	7	1:43.769	44.875	154	22.645	189	36.249	194	
2	1:28.347	30.172	161	22.097	197	36.078	212	216	8	1:27.868	29.552	153	22.420	188	35.896	193	203
3	1:27.718	29.723	162	22.196	<b>200</b>	35.799	210	212	9	1:27.250	28.987	155	22.235	189	36.028	194	205
4	1:27.074	29.497	160	21.932	197	35.645	206	210	10	1:27.581	29.216	155	22.272	188	36.093		204
5	<b>1:25.833</b>	<b>28.529</b>	<b>162</b>	<b>21.895</b>	198	<b>35.409</b>	203	<b>217</b>	11	1:27.897	29.138	155	22.399	188	36.360	202	205
6	1:29.640	28.641	159	22.311	197	38.688		214	12	1:39.773	30.842	154	23.657	185	45.274		205

### 77 van Uiter, NLD

**theoretical besttime: 1:23.024**

1	1:31.505	34.515	163	21.693	198	35.297	208	130	9	1:23.354	27.730	164	21.263	199	<b>34.361</b>	<b>210</b>	216
2	1:25.130	28.218	164	21.798	197	35.114	209	214	10	1:23.383	27.534	165	21.288	198	34.561	209	217
3	1:24.945	28.214	164	21.508	198	35.223	208	216	11	1:23.319	27.621	165	21.253	199	34.445	209	216
4	1:24.434	27.981	164	21.526	198	34.927	208	214	12	1:23.235	27.535	164	21.244	199	34.456	210	217
5	1:24.126	27.886	165	21.504	198	34.736	210	214	13	1:23.364	27.516	165	21.303	199	34.545	210	<b>218</b>
6	1:23.987	27.791	164	21.410	198	34.786	210	217	14	1:23.419	27.669	165	21.289	199	34.461	211	217
7	1:23.702	27.689	164	21.396	<b>200</b>	34.617	210	216	15	<b>1:23.082</b>	<b>27.482</b>	<b>165</b>	<b>21.181</b>	<b>199</b>	34.419	211	217
8	1:23.540	27.627	165	21.334	199	34.579	210	217									