

ADAC GT Masters

Result List Qualifying 2

Provisional



Lausitzring, Length: 3478m

Air temperature: 25.61°C

Track temperature: 22.91°C

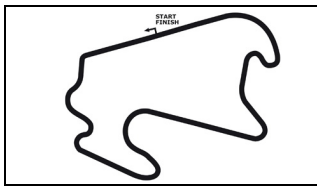
Weather condition: Dry

DMSB Reg. Nr.: 170/2016

Friday, June 03, 2016 15:40:00

started : 31 classified : 31 not classified : 0

Nr.	Drivers	Team	Lap	Best Time	Gap	Diff	Kph	Day Time
Cl.	Car	Competitor						
1	69 P.Assenheimer(DEU)/D.Schwager(DEU) J Corvette C7 GT3	Callaway Competition(DEU) Callaway Competition	6	1:21.613			153.4	15:52:15
2	99 R.Renauer(DEU)/M.Ragginger(AUT) Porsche 911 GT3 R	Precote Herberth Motorsport(DEU) Precote Herberth Motorsport	6	1:21.784	0.171	0.171	153.0	15:57:42
3	77 J.Gounon(FRA)/D.Keilwitz(DEU) J Corvette C7 GT3	Callaway Competition(DEU) Callaway Competition	6	1:21.878	0.265	0.094	152.9	15:52:13
4	63 R.Ineichen(CHE)/C.Engelhart(DEU) T Lamborghini Huracan GT3	GRT Grasser-Racing-Team(AUT) GRT Grasser-Racing-Team	7	1:21.882	0.269	0.004	152.9	15:57:37
5	29 C.De Phillippi(USA)/C.Mies(DEU) J Audi R8 LMS	Montaplast by Land-Motorsport(DEU) Montaplast by Land-Motorsport	9	1:21.917	0.304	0.035	152.8	15:58:43
6	17 D.Jahn(DEU)/M.Cairoli(ITA) J Porsche 911 GT3 R	KÜS TEAM75 Bernhard(DEU) KÜS TEAM75 Bernhard	5	1:21.965	0.352	0.048	152.7	15:52:22
7	5 N.Siedler(AUT)/J.van Lagen(NLD) Lamborghini Huracan GT3	HB Racing WDS Bau(AUT) HB Racing WDS Bau	6	1:21.994	0.381	0.029	152.7	15:51:55
8	67 P.Niederhauser(CHE)/D.Zampieri(CHE) Lamborghini Huracan GT3	ADAC NSA Attempto Racing Team(DEU) Attempto Racing Team	4	1:22.106	0.493	0.112	152.4	15:55:17
9	15 M.Pommer(DEU)/M.Winkelhock(DEU) Audi R8 LMS	Phoenix Racing(DEU) Phoenix Racing	7	1:22.146	0.533	0.040	152.4	15:58:10
10	16 L.Stolz(DEU)/M.Bortolotti(ITA) J Lamborghini Huracan GT3	GRT Grasser-Racing-Team(AUT) GRT Grasser-Racing-Team	7	1:22.154	0.541	0.008	152.4	15:57:54
11	1 S.Asch(DEU)/L.Ludwig(DEU) Mercedes-AMG GT3	Team Zakspeed(DEU) AMG - Team Zakspeed	6	1:22.217	0.604	0.063	152.2	15:54:06
12	33 C.Frankenhout(NLD)/C.Haase(DEU) Audi R8 LMS	Car Collection Motorsport(DEU) Car Collection Motorsport	7	1:22.239	0.626	0.022	152.2	15:56:43
13	34 I.Tutumlu Lopez(ESP)/K.van der Linde(ZAF) Audi R8 LMS	Car Collection Motorsport(DEU) Car Collection Motorsport	5	1:22.249	0.636	0.010	152.2	15:56:58
14	24 F.Stoll(DEU)/R.Frijns(NLD) Audi R8 LMS	kfzteile24 - APR Motorsport(DEU) kfzteile24 - APR Motorsport	6	1:22.294	0.681	0.045	152.1	15:58:54
15	28 P.Hoevenaars(NLD)/F.Vervisch(BEL) J Audi R8 LMS	Montaplast by Land-Motorsport(DEU) Montaplast by Land-Motorsport	7	1:22.383	0.770	0.089	151.9	15:53:07
16	8 F.Hamprecht(DEU)/G.Smith(GBR) J Bentley Continental GT3	Bentley Team Abt(DEU) Bentley Team Abt	4	1:22.423	0.810	0.040	151.9	15:57:05
17	20 J.Krohn(FIN)/L.Deletraz(CHE) BMW M6 GT3	Schubert Motorsport(DEU) Schubert Motorsport	6	1:22.525	0.912	0.102	151.7	15:59:09
18	9 A.Weishaupt(DEU)/J.Lee Pepper(ZAF) T Bentley Continental GT3	Bentley Team Abt(DEU) Bentley Team Abt	5	1:22.610	0.997	0.085	151.5	15:57:49
19	3 P.Kujala(FIN)/M.Pavlovic(SRB) J Lamborghini Huracan GT3	Bonaldi Motorsport S.r.L(ITA) Bonaldi Motorsport	4	1:22.636	1.023	0.026	151.5	15:53:05
20	25 D.Dobitsch(AUT)/E.Sandström(SWE) Audi R8 LMS	kfzteile24 - APR Motorsport(DEU) kfzteile24 - APR Motorsport	5	1:22.831	1.218	0.195	151.1	15:56:24
21	32 F.Spengler(DEU)/E.Zonzini(SMR) J Lamborghini Huracan GT3	Bonaldi Motorsport S.r.L(ITA) Bonaldi Motorsport	11	1:22.833	1.220	0.002	151.1	15:59:48
22	19 N.Mackschin(DEU)/C.Hürtgen(DEU) J BMW M6 GT3	Schubert Motorsport(DEU) Schubert Motorsport	5	1:22.840	1.227	0.007	151.1	15:57:52
23	44 M.Ahlin-Kottulinsky(SWE)/M.Bononomi(ITA) J Audi R8 LMS	Aust Motorsport(DEU) Aust Motorsport	7	1:22.952	1.339	0.112	150.9	15:54:01
24	22 S.Feige(DEU)/B.Schothorst(NLD) T Nissan GT-R NISMO GT3	MRS GT-Racing(DEU) MRS GT-Racing	9	1:22.986	1.373	0.034	150.8	15:57:57
25	21 N.Rogivue(CHE)/N.Sylvest(DNK) J Mercedes-AMG GT3	Team Zakspeed(DEU) AMG - Team Zakspeed	6	1:23.028	1.415	0.042	150.8	15:52:20
26	36 M.Dienst(DEU)/C.Zanella(CHE) J Porsche 911 GT3 R	bigFM Racing Team Schütz Motorsport(DEU) bigFM Racing Team Schütz Motorsport	5	1:23.105	1.492	0.077	150.6	15:52:50



ADAC GT Masters

Result List Qualifying 2

Provisional



Lausitzring, Length: 3478m

Air temperature: 25.61°C

Track temperature: 22.91°C

Weather condition: Dry

DMSB Reg. Nr.: 170/2016

Friday, June 03, 2016 15:40:00

started : 31 classified : 31 not classified : 0

Nr. Drivers	Team	Lap	Best Time	Gap	Diff	Kph	Day Time
Cl. Car	Competitor						
27 66 A.Gies(DEU)/E.Lindholm(DEU) J Lamborghini Huracan GT3	ADAC NSA Attempto Racing Team(DEU) Attempto Racing Team	5	1:23.169	1.556	0.064	150.5	15:57:51
28 11 G.Tweraser(AUT)/N.Pohler(DEU) J Lamborghini Huracan GT3	GRT Grasser-Racing-Team(AUT) GRT Grasser-Racing-Team	11	1:23.196	1.583	0.027	150.4	15:59:25
29 55 L.Schreier(DEU)/X.Maassen(NLD) J Audi R8 LMS	Aust Motorsport(DEU) Aust Motorsport	13	1:23.236	1.623	0.040	150.4	16:03:03
30 7 C.Jöns(DEU)/D.Abt(DEU) Bentley Continental GT3	Bentley Team Abt(DEU) Bentley Team Abt	8	1:23.348	1.735	0.112	150.2	16:03:07
31 6 K.Snoeks(NLD)/E.Erhart(DEU) Lamborghini Huracan GT3	HB Racing WDS Bau(AUT) HB Racing WDS Bau	7	1:23.843	2.230	0.495	149.3	15:57:30

Did not start

13 R.Lips(CHE)/S.Barth(DEU) T Corvette Z06.R GT3	RWT - Racing team(DEU) RWT Racing
31 B.Said(USA)/L.Hezemans(NLD) J Corvette C7 GT3	Callaway Competition(DEU) Callaway Competition
50 P.Geipel(DEU)/R.Frey(CHE) Audi R8 LMS	YACO Racing(DEU) YACO Racing

Subject to final scrutineering!

Publications Time:

Clerk of the course:

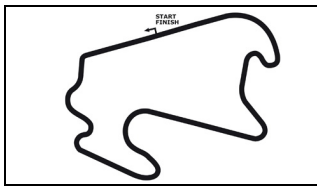
Time Keeping:

ver: 1.0

www.adac.de/motorsport

Page 2/ 2 printed: 3.6.2016 16:13

CERTINA
S W I S S W A T C H E S



ADAC GT Masters

Sector List Qualifying 2

Provisional



Lausitzring, Length: 3478m

Air temperature: 25.5°C

Track temperature: 22.87°C

Weather condition: Dry

DMSB Reg. Nr.: 170/2016

Friday, June 03, 2016 15:40:00

Lap	Time	SE1	SP1	SE2	SP2	SE3	SP3	TSP	Lap	Time	SE1	SP1	SE2	SP2	SE3	SP3	TSP
1	Asch, DEU / Ludwig, DEU								theoretical besttime: 1:22.187								
1	4:02.145	2:59.196	168	26.661	187	36.288	223		5	1:22.261	27.800	177	20.995	219	33.466	234	244
2	1:28.795	31.220	175	22.377	199	35.198	233	222	6	1:22.217	27.785	177	21.025	219	33.407	235	244
3	1:27.961	28.894	175	21.824	213	37.243	234	241	7	1:22.515	27.840	176	21.146	218	33.529	235	245
4	1:22.671	28.069	177	21.082	220	33.520	235	244	8		30.744	173	22.194	216			229

3	Kujala, FIN / Pavlovic, SRB								theoretical besttime: 1:22.571								
1	5:51.164	4:49.924	165	24.224	208	37.016	233		7	1:22.799	27.714	175	21.365	217	33.720	237	246
2	1:27.789	30.226	173	22.234	214	35.329	236	243	8	1:22.730	27.677	175	21.239	218	33.814	237	247
3	1:23.608	28.144	174	21.607	218	33.857	236	246	9	1:30.981	31.725	164	23.016	214	36.240	237	247
4	1:22.636	27.730	175	21.247	218	33.659	237	245	10	1:23.238	27.929	175	21.235	217	34.074	237	247
5	1:27.549	29.472	142	22.604	212	35.473	238	247	11		28.057	174	21.283	218			247
6	1:23.089	27.936	175	21.298	217	33.855	237	247									

5	Siedler, AUT / van Lagen, NLD								theoretical besttime: 1:21.994								
1	1:59.776	56.822	169	26.106	161	36.848	236		6	1:21.994	27.577	176	21.016	221	33.401	240	248
2	1:25.282	29.000	174	21.764	217	34.518	237	247	7	1:26.116	27.646	176	21.623	177	36.847	241	249
3	1:22.948	28.158	175	21.153	218	33.637	238	245	8	1:22.276	27.690	176	21.025	220	33.561	237	251
4	1:22.828	27.985	176	21.236	219	33.607	240	248	9	1:22.710	27.728	176	21.128	220	33.854	240	247
5	1:22.406	27.768	177	21.135	221	33.503	240	248	10		28.610	174	21.898	218			250

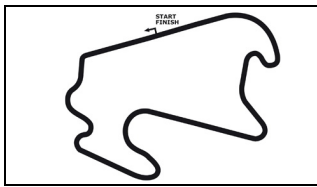
6	Snoeks, NLD / Erhart, DEU								theoretical besttime: 1:23.224								
1	5:59.510	4:59.769	169	24.182	212	35.559	236		5	1:23.935	28.309	175	21.537	217	34.089	238	249
2	1:30.040	28.856	173	23.686	116	37.498	238	245	6	1:24.094	28.295	175	21.567	218	34.232	238	248
3	1:24.216	28.400	175	21.576	218	34.240	240	249	7	1:23.843	28.100	176	21.418	219	34.325	239	249
4	1:23.916	27.731		22.110	218	34.075	240	249	8		28.086	175	21.481	218			249

7	Jöns, DEU / Abt, DEU								theoretical besttime: 1:23.218								
1	10:03.896	9:04.163	167	23.880	213	35.853	236		5	1:23.395	28.157	177	21.319	221	33.919	240	249
2	1:33.921	29.212	174	24.194	184	40.515	237	245	6	1:31.054	32.514	146	23.398	212	35.142	240	250
3	1:24.446	28.560	176	21.582	219	34.304	240	247	7	1:23.645	28.296	177	21.357	221	33.992	238	251
4	1:23.794	28.336	177	21.435	221	34.023	239	249	8	1:23.348	28.260	177	21.346	221	33.742	239	251

8	Hamprecht, DEU / Smith, GBR								theoretical besttime: 1:22.423								
1	9:51.986	8:49.562	89	24.446	211	37.978	239		6	1:27.758	27.946	177	21.587	179	38.225	230	251
2	1:27.922	31.639	169	21.975	221	34.308	241	248	7	1:27.556	31.655	168	21.684	222	34.217	241	239
3	1:22.873	27.960	177	21.311	221	33.602	241	251	8	1:22.956	28.114	176	21.281	223	33.561	241	250
4	1:22.423	27.849	179	21.225	223	33.349	242	251	9		31.983	137	24.870	194			250
5	1:22.889	27.936	179	21.264	223	33.689	242	252									

9	Weishaupt, DEU / Lee Pepper, ZAF								theoretical besttime: 1:22.610								
1	9:10.037	8:08.465	155	24.430	184	37.142	236		6	1:24.128	27.997	177	21.265	222	34.866	243	252
2	1:29.242	30.093	173	22.356	200	36.793	242	245	7	1:22.932	27.901	176	21.280	222	33.751	242	253
3	1:23.797	28.214	177	21.672	220	33.911	241	252	8	1:26.512	27.973	178	21.421	221	37.118	242	252
4	1:23.386	28.097	177	21.527	221	33.762	241	252	9		28.155	176	23.785	164			252
5	1:22.610	27.816	178	21.238	222	33.556	243	252									

11	Tweraser, AUT / Pohler, DEU								theoretical besttime: 1:22.873								
1	2:24.714	1:25.069	167	24.030	191	35.615	237		7	1:23.398	27.804	177	21.659	217	33.935	238	250
2	1:26.242	29.550	175	22.361	219	34.331	239	247	8	1:23.348	27.723	176	21.643	219	33.982	242	251
3	1:23.647	28.080	177	21.442	222	34.125	240	249	9	1:23.299	27.795	177	21.418	222	34.086	241	251
4	1:23.564	28.211	175	21.401	220	33.952	241	249	10	1:23.657	27.968	176	21.530	221	34.159	241	252
5	1:23.351	27.819	177	21.256	221	34.276	240	251	11	1:23.196	27.893	177	21.409	220	33.894	241	252
6	1:26.474	27.966	177	22.345	158	36.163	239	253	12		29.142	173	22.904	216			252



ADAC GT Masters

Sector List Qualifying 2

Provisional



Lausitzring, Length: 3478m

Air temperature: 25.5°C

Track temperature: 22.87°C

Weather condition: Dry

DMSB Reg. Nr.: 170/2016

Friday, June 03, 2016 15:40:00

Lap	Time	SE1	SP1	SE2	SP2	SE3	SP3	TSP	Lap	Time	SE1	SP1	SE2	SP2	SE3	SP3	TSP
15 Pommer, DEU / Winkelhock, DEU									theoretical besttime: 1:22.146								
1	6:43.475	5:35.508	140	26.656	168	41.311	233		6	1:22.863	27.902	174	21.190	217	33.771	234	244
2	1:24.252	28.675	172	21.596	215	33.981	234	242	7	1:22.146	27.594	175	21.137	218	33.415	236	244
3	1:23.962	28.172	172	21.176	218	34.614	234	244	8	1:28.330	30.955	166	22.992	216	34.383	236	246
4	1:23.205	27.809	173	21.494	218	33.902	237	245	9	1:22.486	27.685	174	21.265	217	33.536	236	246
5	1:30.422	30.288	150	24.822	213	35.312	234	248	10	28.984	173	22.411	205				245

16 Stolz, DEU / Bortolotti, ITA									theoretical besttime: 1:21.909								
1	6:04.414					6:04.414			7	1:22.154	27.887	176	20.972	221	33.295	240	249
2	1:44.262	46.408	170	22.833	216	35.021	238		8	1:22.229	27.642	177	21.024	224	33.563	241	251
3	1:27.777	28.768	175	21.493	219	37.516	241	248	9	1:30.138	32.437	141	22.965	219	34.736	240	251
4	1:26.887	29.134	169	21.791	221	35.962	241	249	10	1:22.491	27.774	177	21.048	222	33.669	242	249
5	1:22.551	27.937	177	21.001	221	33.613	241	251	11	1:22.409	27.729	176	21.211	222	33.469	241	251
6	1:25.646	27.721	176	21.132	222	36.793	240	251									

17 Jahn, DEU / Cairoli, ITA									theoretical besttime: 1:21.932								
1	3:22.802					3:22.802			6	1:24.945	27.484	179	21.207	222	36.254	243	251
2	1:51.116	48.972	119	25.681	177	36.463	240		7	1:23.155	27.626	178	21.460	221	34.069	241	253
3	1:23.260	28.188	176	21.351	221	33.721	242	249	8	1:22.505	27.470	178	21.199	220	33.836	243	251
4	1:22.433	27.796	178	21.030	222	33.607	241	251	9		27.740	179	21.212	223			252
5	1:21.965	27.484	179	21.049	222	33.432	242	252									

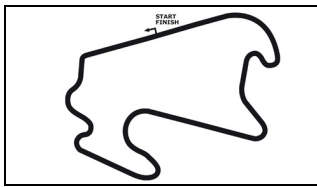
19 Mackschin, DEU / Hürtgen, DEU									theoretical besttime: 1:22.840								
1	8:48.507					8:48.507			6	1:25.590	28.083	174	21.343	219	36.164	238	248
2	1:51.440	49.042	134	26.117	203	36.281	237		7	1:23.917	28.100	175	21.341	219	34.476	236	246
3	1:24.794	28.779	175	21.701	217	34.314	240	249	8	1:25.740	29.604	176	21.654	216	34.482	236	244
4	1:24.152	28.248	175	21.441	218	34.463	239	248	9	1:23.473	28.117	176	21.207	219	34.149	236	246
5	1:22.840	27.925	175	21.163	221	33.752	239	249									

20 Krohn, FIN / Deletraz, CHE									theoretical besttime: 1:22.525								
1	8:44.172					8:44.172			6	1:22.525	27.656	176	21.148	220	33.721	238	248
2	1:48.189	46.959	152	23.205	200	38.025	236		7	1:23.067	27.679	177	21.363	217	34.025	238	248
3	1:27.504	29.425	174	21.920	217	36.159	237	245	8	1:26.783	29.843	145	22.468	211	34.472	238	240
4	1:23.851	28.127	176	21.399	219	34.325	239	246	9		27.942	175	22.278	158			248
5	1:22.919	27.776	176	21.166	221	33.977	241	248									

21 Rogivue, CHE / Sylvest, DNK									theoretical besttime: 1:22.832								
1	2:09.392	1:01.863	154	25.857	137	41.672	188		5	1:23.323	27.940	177	21.386	218	33.997	236	246
2	1:32.474	32.186	153	23.478	195	36.810	219	198	6	1:23.028	27.997	175	21.244	219	33.787	237	246
3	1:27.450	29.799	167	22.440	207	35.211	235	226	7	1:23.723	27.801	177	21.378	219	34.544	237	246
4	1:24.293	28.382	175	21.798	217	34.113	236	245	8		28.782	174	21.714	213			247

22 Feige, DEU / Schothorst, NLD									theoretical besttime: 1:22.809								
1	3:19.368					3:19.368			8	1:23.270	28.051	177	21.237	222	33.982	242	251
2	1:48.731	47.333	170	23.492	186	37.906	239		9	1:22.986	27.934	178	21.414	223	33.638	242	251
3	1:26.927	29.404	176	22.637	219	34.886	243	249	10	1:26.018	28.110	177	21.491	208	36.417	236	252
4	1:25.889	28.498	177	21.641	219	35.750	243	252	11	1:36.201	31.891	167	26.071	125	38.239	241	247
5	1:23.240	28.203	178	21.361	221	33.676	241	252	12	1:30.443	29.140	176	24.051	140	37.252	240	249
6	1:23.563	28.283	177	21.435	222	33.845	243	252	13		28.528	177	25.269	147			249
7	1:23.407	28.138	177	21.499	221	33.770	242	253									

24 Stoll, DEU / Frijns, NLD									theoretical besttime: 1:22.136								
1	8:58.372	7:59.136	168	24.487	212	34.749	235		6	1:22.294	27.467	175	21.265	217	33.562	236	247
2	1:24.999	28.387	173	21.560	215	35.052	236	244	7	1:22.505	27.525	174	21.107	217	33.873	236	246
3	1:23.073	28.025	174	21.266	217	33.782	235	245	8	1:25.423	27.801	176	21.319	218	36.303	236	247
4	1:22.526	27.627	174	21.209	216	33.690	235	245	9	1:22.578	27.657	175	21.307	217	33.614	236	245
5	1:22.704	27.707	175	21.132	218	33.865	237	245									



ADAC GT Masters

Sector List Qualifying 2

Provisional



Lausitzring, Length: 3478m

Air temperature: 25.5°C

Track temperature: 22.87°C

Weather condition: Dry

DMSB Reg. Nr.: 170/2016

Friday, June 03, 2016 15:40:00

Lap	Time	SE1	SP1	SE2	SP2	SE3	SP3	TSP	Lap	Time	SE1	SP1	SE2	SP2	SE3	SP3	TSP
-----	------	-----	-----	-----	-----	-----	-----	-----	-----	------	-----	-----	-----	-----	-----	-----	-----

25 Dobitsch, AUT / Sandström, SWE

theoretical besttime: 1:22.616

1	7:37.634	6:37.618	167	24.079	203	35.937	233		6	1:24.296	28.520	174	21.549	218	34.227	237	247
2	1:31.495	29.376	170	21.824	214	40.295	235	242	7	1:22.934	27.948	174	21.220	218	33.766	237	246
3	1:29.070	28.279	173	21.641	200	39.150	236	245	8	1:22.869	27.746	175	21.272	218	33.851	236	247
4	1:23.139	27.852	175	21.348	217	33.939	236	246	9	1:22.866	27.812	175	21.332	218	33.722	235	245
5	1:22.831	27.801	175	21.234	218	33.796	236	246	10	1:22.928	27.974	175	21.304	219	33.650	235	245

28 Hoevenaars, NLD / Vervisch, BEL

theoretical besttime: 1:22.072

1	1:44.628	43.475	131	25.382	177	35.771	234		9	1:22.571	27.660	175	21.390	214	33.521	236	247
2	1:25.757	29.314	172	21.960	214	34.483	236	244	10	1:22.615	27.524	175	21.171	217	33.920	237	246
3	1:23.399	28.213	173	21.470	215	33.716	236	245	11	1:25.304	28.233	175	21.289	216	35.782	236	247
4	1:22.527	27.567	176	21.199	217	33.761	237	246	12	1:22.637	27.692	175	21.121	217	33.824	238	247
5	1:25.371	28.921	174	21.629	215	34.821	237	248	13	1:22.648	27.663	176	21.270	217	33.715	237	247
6	1:22.687	27.797	175	21.200	217	33.690	236	247	14	1:22.858	27.731	175	21.366	217	33.761	237	247
7	1:22.383	27.835	175	21.108	218	33.440	237	245	15		28.177	174	22.936	202			246
8	1:23.080	27.561	175	21.479	216	34.040	237	247									

29 De Phillippi, USA / Mies, DEU

theoretical besttime: 1:21.833

1	4:23.352	3:15.527	136	25.810	145	42.015	162		8	1:21.964	27.406	175	21.023	219	33.535	238	248
2	1:32.426	32.500	143	23.217	164	36.709	171	166	9	1:21.917	27.402	175	21.091	218	33.424	237	248
3	1:28.970	30.280	175	21.521	215	37.169	238	175	10	1:22.508	27.521	174	21.128	217	33.859	240	248
4	1:24.641	27.713	176	21.262	218	35.666	239	248	11	1:28.058	27.744	176	23.604	185	36.710	238	249
5	1:22.355	27.587	175	21.262	218	33.506	238	248	12	1:22.175	27.638	176	21.129	217	33.408	237	247
6	1:22.302	27.582	175	21.235	218	33.485	239	248	13		27.638	176	21.059	219			247
7	1:24.981	27.407	176	21.207	218	36.367	237	249									

32 Spengler, DEU / Zonzini, SMR

theoretical besttime: 1:22.667

1	2:22.923	1:19.971	150	25.675	175	37.277	231		8	1:37.122	32.099	132	25.503	189	39.520	235	245
2	1:30.868	31.037	173	23.705	211	36.126	232	238	9	1:29.203	28.270	175	23.672	152	37.261	234	248
3	1:28.840	29.776	174	22.617	212	36.447	234	240	10	1:23.079	27.903	177	21.476	217	33.700	238	246
4	1:23.386	28.051	175	21.564	215	33.771	236	245	11	1:22.833	27.827	175	21.221	217	33.785	236	248
5	1:23.258	27.824	176	21.347	219	34.087	233	247	12	1:23.056	27.969	175	21.302	218	33.785	235	248
6	1:23.041	27.762	176	21.420	217	33.859	238	244	13	1:22.959	27.987	177	21.205	217	33.767	235	247
7	1:23.210	27.925	175	21.416	217	33.869	236	248	14		31.783	135	26.551	158			247

33 Frankenhou, NLD / Haase, DEU

theoretical besttime: 1:22.089

1	1:56.818	52.065	164	24.251	209	40.502			7	1:22.239	27.609	175	21.095	217	33.535	235	246
2	4:47.996	3:39.546	158	29.379	97	39.071	236		8	1:25.881	27.689	176	22.086	207	36.106	237	244
3	1:27.429	28.111	175	21.434	219	37.884	236	246	9	1:22.375	27.677	174	21.062	219	33.636	237	247
4	1:23.122	28.107	175	21.298	219	33.717	237	247	10	1:22.366	27.504	177	21.247	218	33.615	236	247
5	1:22.740	27.968	175	21.164	219	33.608	237	247	11		30.488	152	24.110	189			244
6	1:22.474	27.492	175	21.096	219	33.886	236	247									

34 Tutumlu Lopez, ESP / van der Linde, ZAF

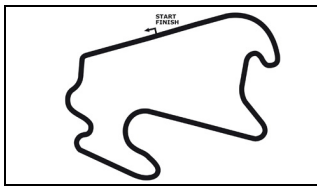
theoretical besttime: 1:22.143

1	8:20.123	7:21.628	167	23.152	211	35.343	231		6	1:22.335	27.587	175	21.267	217	33.481	235	247
2	1:28.474	29.900	173	21.988	216	36.586	236	242	7	1:26.326	28.203	163	22.729	211	35.394	237	247
3	1:23.083	27.815	174	21.633	217	33.635	237	245	8	1:22.412	27.570	176	21.359	217	33.483	237	247
4	1:23.668	27.543	175	22.045	198	34.080	237	247	9	1:22.455	27.621	175	21.297	218	33.537	237	247
5	1:22.249	27.446	176	21.216	217	33.587	237	247	10		28.433	154	24.537	174			247

36 Dienst, DEU / Zanella, CHE

theoretical besttime: 1:22.887

1	3:47.913					3:47.913			6	1:26.056	29.500	175	22.019	219	34.537	242	249
2	1:48.599	47.529	160	24.362	197	36.708	237		7	1:23.432	27.939	176	21.768	219	33.725	239	251
3	1:27.293	30.133	175	22.062	214	35.098	239	248	8	1:23.168	27.911	177	21.433	221	33.824	240	250
4	1:23.389	28.304	177	21.421	219	33.664	239	251	9		28.536	175	21.906	221			249
5	1:23.105	27.929	177	21.312	220	33.864	241	250									



ADAC GT Masters

Sector List Qualifying 2

Provisional



Lausitzring, Length: 3478m

Air temperature: 25.5°C

Track temperature: 22.87°C

Weather condition: Dry

DMSB Reg. Nr.: 170/2016

Friday, June 03, 2016 15:40:00

Lap	Time	SE1	SP1	SE2	SP2	SE3	SP3	TSP	Lap	Time	SE1	SP1	SE2	SP2	SE3	SP3	TSP
44	Ahlin-Kottulinsky, SWE / Bonanomi, ITA								theoretical besttime: 1:22.802								
1	2:30.840	1:29.685	126	24.910	166	36.245	222		6	1:23.097	27.832	174	21.264	218	34.001	236	246
2	1:28.293	29.914	171	23.314	178	35.065	234	214	7	1:22.952	27.665	174	21.346	218	33.941	237	246
3	1:24.551	28.533	174	21.650	216	34.368	236	243	8	1:26.505	27.779	173	22.799	191	35.927	235	247
4	1:28.264	28.246	173	21.913	199	38.105	236	246	9	1:23.157	27.861	174	21.423	217	33.873	236	245
5	1:23.392	27.824	174	21.320	217	34.248	236	246	10	2:03.452	27.721	174	21.272	218	1:14.459		245

55	Schreier, DEU / Maassen, NLD								theoretical besttime: 1:23.177								
1	2:55.623	1:50.257	155	27.388	200	37.978	231		8	1:26.067	28.116	174	21.727	214	36.224	236	247
2	1:31.727	31.559	171	22.971	212	37.197	176	240	9	1:23.552	28.059	175	21.447	216	34.046	236	245
3	1:30.676	30.826	173	22.922	183	36.928	235	200	10	1:23.550	28.012	175	21.380	217	34.158	236	246
4	1:28.401	29.054	174	21.958	217	37.389	237	244	11	1:24.070	28.286	175	21.613	215	34.171	237	246
5	1:24.327	28.302	175	21.514	217	34.511	237	247	12	1:23.493	27.989	175	21.505	216	33.999	236	246
6	1:24.129	28.340	174	21.540	216	34.249	237	247	13	1:23.236	27.910	176	21.439	217	33.887	236	245
7	1:23.718	28.033	175	21.542	216	34.143	237	246									

63	Ineichen, CHE / Engelhart, DEU								theoretical besttime: 1:21.719								
1	5:40.116					5:40.116			6	1:22.003	27.385	177	21.226	222	33.392	243	252
2	1:52.871	51.353	123	25.761	184	35.757	180		7	1:21.882	27.399	178	21.025	224	33.458	245	253
3	1:33.744	31.392	174	21.953	211	40.399	242	180	8	1:25.979	27.490	179	22.019	218	36.470	243	254
4	1:24.533	28.807	175	21.572	222	34.154	244	252	9	1:22.595	27.675	177	21.125	221	33.795	245	252
5	1:22.284	27.950	178	20.977	221	33.357	243	255	10		27.788	178	22.229	219			254

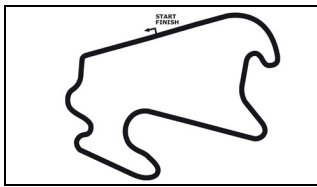
66	Gies, DEU / Lindholm, DEU								theoretical besttime: 1:23.006								
1	7:17.535	6:07.062	124	28.821	81	41.652	226		6	1:23.218	27.997	176	21.501	219	33.720	241	250
2	1:29.120	31.096	175	23.107	219	34.917	238	238	7	1:23.314	27.963	176	21.445	219	33.906	240	251
3	1:34.658	28.332	175	23.158	153	43.168		248	8	1:23.417	27.938	176	21.462	220	34.017	240	250
4	3:06.207	2:09.288	174	22.889	218	34.030	240		9	1:23.505	27.948	177	21.523	220	34.034	240	249
5	1:23.169	28.101	175	21.403	220	33.665	240	249									

67	Niederhauser, CHE / Zampieri, CHE								theoretical besttime: 1:22.027								
1	7:40.290	6:42.513	168	22.726	213	35.051	236		5	1:22.239	27.611	176	21.151	220	33.477	240	249
2	1:32.430	29.339	127	25.685	218	37.406	238	247	6	1:30.592	30.639	172	24.836	188	35.117	237	249
3	1:41.793	44.047	34	23.675	216	34.071	237	248	7	1:22.398	27.727	173	21.220	221	33.451	241	249
4	1:22.106	27.690	175	20.990	219	33.426	240	249	8		28.172	174	22.510	214			250

69	Assenheimer, DEU / Schwager, DEU								theoretical besttime: 1:21.613								
1	2:08.052	1:00.762	162	25.978	141	41.312	209		7	5:04.063	30.664	163	22.874	161	4:10.525		254
2	1:31.481	32.108	159	23.203	217	36.170	217	213	8	1:39.351	44.112	178	21.374	223	33.865	243	
3	1:26.639	30.091	178	21.759	222	34.789	242	224	9	1:23.695	27.580	181	21.127	224	34.988	244	253
4	1:25.435	28.920	176	22.177	219	34.338	244	252	10	1:21.864	27.627	182	20.983	225	33.254	245	254
5	1:22.092	27.785	181	21.001	224	33.306	244	253	11		31.180	155	24.420	148			256
6	1:21.613	27.553	181	20.918	224	33.142	243	254									

77	Gounon, FRA / Keilwitz, DEU								theoretical besttime: 1:21.719								
1	2:07.024	56.576	135	28.182	171	42.266	204		7	3:13.005	30.258	179	23.388	208	2:19.359		255
2	1:31.100	32.158	155	22.907	218	36.035	216	214	8	1:46.439	47.277	141	25.109	194	34.053	242	
3	1:26.246	30.735	175	21.691	222	33.820	241	223	9	1:23.304	28.089	181	21.177	223	34.038	243	252
4	1:24.551	28.555	179	21.387	221	34.609	242	250	10	1:22.349	27.759	180	21.166	223	33.424	242	253
5	1:22.117	27.817	181	21.174	220	33.126	243	251	11		27.745	182	21.155	223			254
6	1:21.878	27.513	181	21.080	224	33.285	246	252									

99	Renauer, DEU / Ragginger, AUT								theoretical besttime: 1:21.622								
1	7:35.704	6:35.232	165	23.063	215	37.409	240		5	1:21.785	27.422	178	21.049	220	33.314	241	250
2	1:32.562	29.755	160	22.237	217	40.570	239	249	6	1:21.784	27.423	178	21.013	220	33.348	240	250
3	1:28.107	28.148	164	21.999	219	37.960	242	251	7	1:21.871	27.565	178	21.119	222	33.187	242	251
4	1:22.332	27.711	177	21.203	221	33.418	240	251	8		29.345	167	34.246	141			251



ADAC GT Masters

Sector List Qualifying 2

Provisional



Lausitzring, Length: 3478m

Air temperature: 25.5°C

Track temperature: 22.87°C

Weather condition: Dry

DMSB Reg. Nr.: 170/2016

Friday, June 03, 2016 15:40:00

Lap	Time	SE1	SP1	SE2	SP2	SE3	SP3	TSP	Lap	Time	SE1	SP1	SE2	SP2	SE3	SP3	TSP
-----	------	-----	-----	-----	-----	-----	-----	-----	-----	------	-----	-----	-----	-----	-----	-----	-----