

ADAC GT Masters

Result List Qualifying 1

Provisional



Lausitzring, Length: 3478m

Air temperature: 24.94°C

Track temperature: 23°C

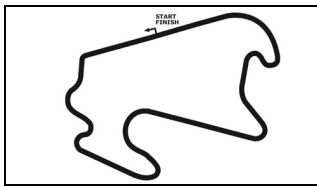
Weather condition: Dry

DMSB Reg. Nr.: 170/2016

Friday, June 03, 2016 15:10:00

started : 33 classified : 33 not classified : 0

Nr.	Drivers	Team	Lap	Best Time	Gap	Diff	Kph	Day Time
Cl.	Car	Competitor						
1	99 R.Renauer(DEU)/M.Ragginger(AUT) Porsche 911 GT3 R	Precote Herberth Motorsport(DEU) Precote Herberth Motorsport	7	1:22.103			152.5	15:29:03
2	69 P.Assenheimer(DEU)/D.Schwager(DEU) J Corvette C7 GT3	Callaway Competition(DEU) Callaway Competition	8	1:22.373	0.270	0.270	152.0	15:28:17
3	20 J.Krohn(FIN)/L.Deletraz(CHE) BMW M6 GT3	Schubert Motorsport(DEU) Schubert Motorsport	7	1:22.381	0.278	0.008	151.9	15:32:39
4	63 R.Ineichen(CHE)/C.Engelhart(DEU) T Lamborghini Huracan GT3	GRT Grasser-Racing-Team(AUT) GRT Grasser-Racing-Team	7	1:22.492	0.389	0.111	151.7	15:30:09
5	16 L.Stolz(DEU)/M.Bortolotti(ITA) J Lamborghini Huracan GT3	GRT Grasser-Racing-Team(AUT) GRT Grasser-Racing-Team	5	1:22.548	0.445	0.056	151.6	15:30:13
6	5 N.Siedler(AUT)/J.van Lagen(NLD) Lamborghini Huracan GT3	HB Racing WDS Bau(AUT) HB Racing WDS Bau	5	1:22.568	0.465	0.020	151.6	15:18:01
7	15 M.Pommer(DEU)/M.Winkelhock(DEU) Audi R8 LMS	Phoenix Racing(DEU) Phoenix Racing	8	1:22.612	0.509	0.044	151.5	15:29:31
8	77 J.Gounon(FRA)/D.Keilwitz(DEU) J Corvette C7 GT3	Callaway Competition(DEU) Callaway Competition	4	1:22.690	0.587	0.078	151.4	15:17:02
9	50 P.Geipel(DEU)/R.Frey(CHE) Audi R8 LMS	YACO Racing(DEU) YACO Racing	10	1:22.860	0.757	0.170	151.1	15:29:34
10	7 C.Jöns(DEU)/D.Abt(DEU) Bentley Continental GT3	Bentley Team Abt(DEU) Bentley Team Abt	7	1:22.910	0.807	0.050	151.0	15:28:39
11	28 P.Hoevenaars(NLD)/F.Vervisch(BEL) J Audi R8 LMS	Montaplast by Land-Motorsport(DEU) Montaplast by Land-Motorsport	10	1:22.925	0.822	0.015	150.9	15:28:53
12	1 S.Asch(DEU)/L.Ludwig(DEU) Mercedes-AMG GT3	Team Zakspeed(DEU) AMG - Team Zakspeed	10	1:22.942	0.839	0.017	150.9	15:30:24
13	17 D.Jahn(DEU)/M.Cairolì(ITA) J Porsche 911 GT3 R	KÜS TEAM75 Bernhard(DEU) KÜS TEAM75 Bernhard	8	1:23.022	0.919	0.080	150.8	15:26:38
14	11 G.Tweraser(AUT)/N.Pohler(DEU) J Lamborghini Huracan GT3	GRT Grasser-Racing-Team(AUT) GRT Grasser-Racing-Team	11	1:23.039	0.936	0.017	150.7	15:31:39
15	36 M.Dienst(DEU)/C.Zanella(CHE) J Porsche 911 GT3 R	bigFM Racing Team Schütz Motorsport(DEU) bigFM Racing Team Schütz Motorsport	6	1:23.079	0.976	0.040	150.7	15:29:24
16	29 C.De Phillippi(USA)/C.Mies(DEU) J Audi R8 LMS	Montaplast by Land-Motorsport(DEU) Montaplast by Land-Motorsport	10	1:23.088	0.985	0.009	150.6	15:30:21
17	3 P.Kujala(FIN)/M.Pavlovic(SRB) J Lamborghini Huracan GT3	Bonaldi Motorsport S.r.L(ITA) Bonaldi Motorsport	7	1:23.097	0.994	0.009	150.6	15:27:43
18	34 I.Tutumli Lopez(ESP)/K.van der Linde(ZAF) Audi R8 LMS	Car Collection Motorsport(DEU) Car Collection Motorsport	8	1:23.127	1.024	0.030	150.6	15:29:49
19	33 C.Frankenhou(NLD)/C.Haase(DEU) Audi R8 LMS	Car Collection Motorsport(DEU) Car Collection Motorsport	8	1:23.217	1.114	0.090	150.4	15:29:59
20	25 D.Dobitsch(AUT)/E.Sandström(SWE) Audi R8 LMS	kfzteile24 - APR Motorsport(DEU) kfzteile24 - APR Motorsport	9	1:23.319	1.216	0.102	150.2	15:31:21
21	24 F.Stoll(DEU)/R.Frijns(NLD) Audi R8 LMS	kfzteile24 - APR Motorsport(DEU) kfzteile24 - APR Motorsport	5	1:23.334	1.231	0.015	150.2	15:30:38
22	21 N.Rogivue(CHE)/N.Sylvest(DNK) J Mercedes-AMG GT3	Team Zakspeed(DEU) AMG - Team Zakspeed	9	1:23.343	1.240	0.009	150.2	15:29:11
23	8 F.Hamprecht(DEU)/G.Smith(GBR) J Bentley Continental GT3	Bentley Team Abt(DEU) Bentley Team Abt	8	1:23.371	1.268	0.028	150.1	15:29:02
24	55 L.Schreier(DEU)/X.Maassen(NLD) J Audi R8 LMS	Aust Motorsport(DEU) Aust Motorsport	10	1:23.608	1.505	0.237	149.7	15:29:09
25	66 A.Gies(DEU)/E.Lindholm(DEU) J Lamborghini Huracan GT3	ADAC NSA Attempto Racing Team(DEU) Attempto Racing Team	3	1:23.700	1.597	0.092	149.5	15:17:37
26	32 F.Spengler(DEU)/E.Zonzini(SMR) J Lamborghini Huracan GT3	Bonaldi Motorsport S.r.L(ITA) Bonaldi Motorsport	9	1:23.761	1.658	0.061	149.4	15:30:07



ADAC GT Masters

Result List Qualifying 1

Provisional



Lausitzring, Length: 3478m

Air temperature: 24.94°C

Track temperature: 23°C

Weather condition: Dry

DMSB Reg. Nr.: 170/2016

Friday, June 03, 2016 15:10:00

started : 33 classified : 33 not classified : 0

Nr. Drivers	Team	Lap	Best Time	Gap	Diff	Kph	Day Time
Cl. Car	Competitor						
27 67 P.Niederhauser(CHE)/D.Zampieri(CHE) Lamborghini Huracan GT3	ADAC NSA Attempto Racing Team(DEU) Attempto Racing Team	8	1:23.825	1.722	0.064	149.3	15:27:42
28 19 N.Mackschin(DEU)/C.Hürtgen(DEU) J BMW M6 GT3	Schubert Motorsport(DEU) Schubert Motorsport	7	1:24.064	1.961	0.239	148.9	15:32:47
29 6 K.Snoeks(NLD)/E.Erhart(DEU) Lamborghini Huracan GT3	HB Racing WDS Bau(AUT) HB Racing WDS Bau	7	1:24.445	2.342	0.381	148.2	15:28:56
30 9 A.Weishaupt(DEU)/J.Lee Pepper(ZAF) T Bentley Continental GT3	Bentley Team Abt(DEU) Bentley Team Abt	5	1:25.723	3.620	1.278	146.0	15:18:09
31 22 S.Feige(DEU)/B.Schothorst(NLD) T Nissan GT-R NISMO GT3	MRS GT-Racing(DEU) MRS GT-Racing	11	1:26.402	4.299	0.679	144.9	15:32:23
32 44 M.Ahlin-Kottulinsky(SWE)/M.Bonanomi(ITA) J Audi R8 LMS	Aust Motorsport(DEU) Aust Motorsport	7	1:27.139	5.036	0.737	143.6	15:26:24
33 13 R.Lips(CHE)/S.Barth(DEU) T Corvette Z06.R GT3	RWT - Racing team(DEU) RWT Racing	2	1:33.843	11.740	6.704	133.4	15:16:09

Subject to final scrutineering!

Publications Time:

Clerk of the course:

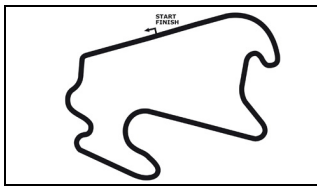
Time Keeping:

ver: 1.0

www.adac.de/motorsport

Page 2/ 2 printed: 3.6.2016 15:36

CERTINA
S W I S S W A T C H E S



ADAC GT Masters

Sector List Qualifying 1

Provisional



Lausitzring, Length: 3478m

Air temperature: 24.94°C

Track temperature: 23°C

Weather condition: Dry

DMSB Reg. Nr.: 170/2016

Friday, June 03, 2016 15:10:00

Lap	Time	SE1	SP1	SE2	SP2	SE3	SP3	TSP	Lap	Time	SE1	SP1	SE2	SP2	SE3	SP3	TSP
1 Asch, DEU / Ludwig, DEU									theoretical besttime: 1:22.654								
1	3:30.714	2:22.648	99	26.913	142	41.153	157		7	1:23.044	28.108	175	21.275	218	33.661	235	243
2	1:37.192	32.955	158	23.461	198	40.776	172	156	8	1:23.091	27.939	176	21.054	220	34.098	236	245
3	1:33.292	31.437	164	22.557	164	39.298	233	172	9	1:26.489	28.722	165	22.956	216	34.811	234	247
4	1:23.420	28.043	174	21.663	213	33.714	236	243	10	1:22.942	27.948	176	21.171	216	33.823	237	245
5	1:45.984	29.175	132	29.454	124	47.355		245	11	1:27.906	28.358	175	22.418	196	37.130		247
6	4:58.129	3:51.247	166	22.961	190	43.921	234										

3 Kujala, FIN / Pavlovic, SRB									theoretical besttime: 1:22.964								
1	4:47.129	3:41.064	137	28.092	142	37.973	211		7	1:23.097	27.750	176	21.296	219	34.051	238	247
2	1:29.214	32.094	141	22.424	216	34.696	236	202	8	1:24.265	27.785	175	22.151	210	34.329	237	248
3	1:23.529	27.985	175	21.482	218	34.062	237	247	9	1:24.697	27.800	175	21.163	219	35.734	237	247
4	1:41.185	27.857	175	22.428	217	50.900		247	10	1:25.743	27.870	175	21.436	216	36.437		247
5	5:33.745	4:31.585	171	22.709	185	39.451	238		11								
6	1:25.222	27.978	175	21.386	219	35.858	236	248									

5 Siedler, AUT / van Lagen, NLD									theoretical besttime: 1:22.057								
1	2:02.410	53.255	119	28.652	139	40.503	235		6	1:45.527	29.777	120	28.420	153	47.330		248
2	1:36.093	31.600	168	25.390	160	39.103	235	245	7	10:34.005	9:33.545	164	24.105	213	36.355	236	
3	1:23.706	28.251	175	21.429	217	34.026	238	245	8	1:26.365	30.078	174	21.864	216	34.423	237	246
4	1:36.366	27.746	176	21.307	219	47.313	236	248	9	1:26.592	29.115	172	22.490	217	34.987	219	248
5	1:22.568	27.088		21.818	218	33.662	236	246	10	1:40.495	31.149	170	23.234	189	46.112		224

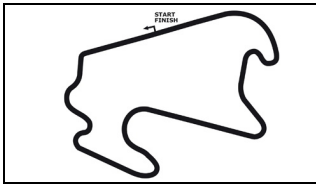
6 Snoeks, NLD / Erhart, DEU									theoretical besttime: 1:23.612								
1	5:45.299	4:44.167	166	25.075	211	36.057	234		7	1:24.445	28.493	175	21.569	219	34.383	237	246
2	1:25.431	29.139	175	21.763	217	34.529	236	244	8	1:26.979	28.412	176	21.417	220	37.150	237	247
3	1:24.062	27.812		22.085	219	34.165	224	246	9	1:41.548	28.045		23.329	124	50.174	234	246
4	1:47.063	35.455	114	25.589	150	46.019		190	10	1:25.304	28.501	176	21.541	218	35.262	123	245
5	5:36.856	4:36.785	173	22.017	217	38.054	236		11	1:57.556	40.677	122	27.043	150	49.836		99
6	1:33.211	29.826	174	26.023	190	37.362	236	245									

7 Jöns, DEU / Abt, DEU									theoretical besttime: 1:22.834								
1	2:29.682	1:25.521	156	24.587	195	39.574	230		6	1:23.844	28.535	175	21.312	220	33.997	240	247
2	1:25.756	29.435	172	21.689	218	34.632	237	240	7	1:22.910	28.041	175	21.233	221	33.636	239	249
3	1:23.086	28.176	175	21.232	221	33.678	239	247	8	1:26.619	29.108	161	22.386	205	35.125	241	249
4	1:30.725	28.090	177	21.157	221	41.478		249	9	1:23.471	28.048	177	21.393	219	34.030	241	251
5	9:02.946	8:04.480	175	21.872	208	36.594	237		10	1:38.888	30.432	141	25.178	150	43.278		252

8 Hamprecht, DEU / Smith, GBR									theoretical besttime: 1:23.363								
1	5:35.214	4:33.185	150	25.609	209	36.420	239		6	1:24.827	28.785	176	21.721	220	34.321	241	251
2	1:25.735	29.288	176	21.919	218	34.528	241	247	7	1:23.693	28.217	177	21.381	223	34.095	241	251
3	1:23.748	28.129	177	21.448	222	34.171	214	249	8	1:23.371	28.036	178	21.389	222	33.946	243	251
4	1:47.655	35.668	133	27.368	175	44.619		186	9	1:46.635	29.786	154	24.132	209	52.717		254
5	4:37.417	3:30.655	175	23.127	164	43.635	242										

9 Weishaupt, DEU / Lee Pepper, ZAF									theoretical besttime: 1:25.311								
1	2:15.321	1:11.040	122	26.426	155	37.855	236		4	1:27.682	28.653	176	22.037	220	36.992	240	250
2	1:33.739	30.211	164	25.145	158	38.383	237	248	5	1:25.723	29.065	175	21.863	221	34.795	241	251
3	1:26.126	29.276	173	22.054	220	34.796	240	247	6	1:52.274	31.452	122	28.108	126	52.714		251

11 Tweraser, AUT / Pohler, DEU									theoretical besttime: 1:23.039								
1	2:37.589	1:30.321	167	26.142	120	41.126	237		7	1:41.658	44.768	173	22.198	215	34.692	240	
2	1:27.999	29.804	161	22.824	202	35.371	241	247	8	1:24.347	28.395	175	21.556	219	34.396	242	249
3	1:24.025	28.339	175	21.561	221	34.125	241	249	9	1:25.258	28.198	176	22.391	197	34.669	241	252
4	1:32.278	31.112	104	24.610	186	36.556	240	251	10	1:23.443	27.955	175	21.442	221	34.046	240	252
5	1:23.857	28.327	175	21.477	220	34.053	242	250	11	1:23.039	27.824	177	21.345	220	33.870	242	249
6	5:55.309	35.916	137	27.094	145	4:52.299		188	12		28.981	172	23.075	213			252



ADAC GT Masters

Sector List Qualifying 1

Provisional



Lausitzring, Length: 3478m

Air temperature: 24.94°C

Track temperature: 23°C

Weather condition: Dry

DMSB Reg. Nr.: 170/2016

Friday, June 03, 2016 15:10:00

Lap	Time	SE1	SP1	SE2	SP2	SE3	SP3	TSP	Lap	Time	SE1	SP1	SE2	SP2	SE3	SP3	TSP
-----	------	-----	-----	-----	-----	-----	-----	-----	-----	------	-----	-----	-----	-----	-----	-----	-----

13 Lips, CHE / Barth, DEU theoretical besttime: 1:31.298

1	4:34.871	3:23.266	166	25.465	177	46.140	182		3		31.736	81	3:53.431	32			255
2	1:33.843	34.281	177	23.250	220	36.312	243	175									

15 Pommer, DEU / Winkelhock, DEU theoretical besttime: 1:22.522

1	5:28.792	4:28.957	152	23.462	184	36.373	234		7	1:22.769	27.888	174	21.103	218	33.778	235	245
2	1:31.201	30.406	93	24.156	173	36.639	234	244	8	1:22.612	27.641	175	21.182	218	33.789	235	246
3	1:23.987	28.328	173	21.574	215	34.085	236	244	9	1:24.797	27.732	173	21.602	205	35.463	237	246
4	1:46.770	32.129	141	26.184	156	48.457		245	10	1:30.660	28.145	166	24.053	149	38.462	235	245
5	5:11.912	4:07.585	171	21.808	210	42.519	234		11	1:54.729	30.103	169	23.635	146	1:00.991		244
6	1:23.189	27.874	174	21.290	217	34.025	235	244									

16 Stolz, DEU / Bortolotti, ITA theoretical besttime: 1:22.254

1	14:15.128	1:20.435	122	30.453	133	12:24.240			5	1:22.548	28.004	177	21.109	222	33.435	240	249
2	1:45.141	45.278	158	23.066	215	36.797	228		6	1:22.717	27.776	176	21.150	223	33.791	241	251
3	1:26.372	29.331	174	22.331	217	34.710	241	241	7	1:23.896	27.710	176	21.249	220	34.937	240	251
4	1:23.529	28.208	176	21.544	218	33.777	240	249	8		32.252	147	26.438	159			249

17 Jahn, DEU / Cairoli, ITA theoretical besttime: 1:22.668

1	1:37.146					1:37.146			8	1:23.022	27.976	177	21.330	221	33.716	241	249
2	1:55.755	47.835	130	26.414	144	41.506	198		9	1:28.945	29.374	160	23.868	192	35.703	241	251
3	1:37.928	32.362	165	23.214	168	42.352	221	193	10	1:23.276	28.083	178	21.317	221	33.876	242	251
4	1:31.489	29.932	175	23.157	168	38.400	240	234	11	1:24.258	28.087	178	21.955	218	34.216	242	251
5	1:24.457	28.079	177	21.536	207	34.842	243	249	12	1:23.209	27.844	178	21.398	220	33.967	242	251
6	5:09.186	28.864	150	28.614	127	4:11.708		252	13		27.635	178	21.612	194			250
7	1:58.893	44.701	144	30.465	113	43.727	240										

19 Mackschin, DEU / Hürtgen, DEU theoretical besttime: 1:23.680

1	13:41.381					13:41.381			5	1:26.621	29.806	176	22.044	219	34.771	239	248
2	1:52.324	47.326	159	26.615	158	38.383	235		6	1:24.104	27.955		21.843	220	34.306	240	248
3	1:31.702	30.284	170	23.362	213	38.056	240	244	7	1:24.064	28.179	175	21.419	217	34.466	237	251
4	1:26.507	29.498	172	21.999	218	35.010	240	247	8		28.330	174	22.745	212			247

20 Krohn, FIN / Deletraz, CHE theoretical besttime: 1:21.739

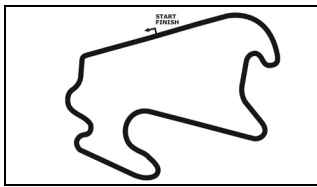
1	13:39.701					13:39.701			5	1:23.504	28.061	176	21.399	220	34.044	238	247
2	1:52.489	48.096	165	26.147	183	38.246	231		6	1:22.534	27.851	177	21.040	221	33.643	241	248
3	1:31.249	31.234	171	22.691	217	37.324	237	242	7	1:22.381	27.092		21.682	220	33.607	241	248
4	1:27.260	30.474	171	21.886	218	34.900	241	246	8		28.342	172	22.956	165			249

21 Rogivue, CHE / Sylvest, DNK theoretical besttime: 1:23.230

1	3:44.402	2:33.252	99	28.331	136	42.819	204		8	1:24.673	28.748	176	21.722	218	34.203	235	243
2	1:37.812	33.443	150	25.586	175	38.783	230	219	9	1:23.343	28.089	175	21.314	218	33.940	234	245
3	1:32.220	29.743	170	23.655	158	38.822	231	239	10	1:23.880	27.985	175	21.509	219	34.386	236	245
4	1:26.572	29.315	171	22.345	215	34.912	232	239	11	1:23.720	28.074	175	21.305	217	34.341	235	246
5	1:45.273	32.222	125	27.356	150	45.695		214	12	1:28.777	28.012	175	21.322	218	39.443	150	245
6	4:50.158	3:47.219	172	22.562	208	40.377	234		13	1:48.301	36.751	122	26.855	146	44.695		147
7	1:26.454	29.086	174	21.637	217	35.731	233	244									

22 Feige, DEU / Schothorst, NLD theoretical besttime: 1:26.351

1	2:52.666	1:43.766	131	27.763	171	41.137	205		7	1:27.522	30.014	171	22.650	218	34.858	238	247
2	1:36.793	32.893	170	24.393	211	39.507	237	216	8	1:27.056	29.412	173	22.443	218	35.201	236	247
3	1:27.748	29.832	173	22.393	218	35.523	238	247	9	1:27.217	29.919	173	22.546	219	34.752	235	245
4	1:27.844	29.749	172	22.876	211	35.219	239	247	10	1:28.820	30.637	171	22.766	215	35.417	241	247
5	5:51.893	29.552	171	22.625	215	4:59.716		247	11	1:26.402	29.286	174	22.390	218	34.726	238	250
6	1:49.378	44.994	168	23.925	179	40.459	238		12		29.235	172	26.616	147			247



ADAC GT Masters

Sector List Qualifying 1

Provisional



Lausitzring, Length: 3478m

Air temperature: 24.94°C

Track temperature: 23°C

Weather condition: Dry

DMSB Reg. Nr.: 170/2016

Friday, June 03, 2016 15:10:00

Lap	Time	SE1	SP1	SE2	SP2	SE3	SP3	TSP	Lap	Time	SE1	SP1	SE2	SP2	SE3	SP3	TSP
24 Stoll, DEU / Frijins, NLD									theoretical besttime: 1:23.294								
1	14:57.231	13:52.402	166	24.863	207	39.966	234		5	1:23.334	27.926	175	21.387	217	34.021	235	245
2	1:28.701	30.491	171	22.469	215	35.741	234	244	6	1:24.206	28.255	173	21.347	217	34.604	236	245
3	1:24.957	28.372	174	21.960	217	34.625	236	244	7	1:27.894	28.134	174	21.408	218	38.352	143	247
4	1:23.898	28.075	175	21.571	217	34.252	235	247	8	1:54.005	38.932	125	27.734	147	47.339		133

25 Dobitsch, AUT / Sandström, SWE									theoretical besttime: 1:23.199								
1	5:00.146	4:00.720	161	23.748	209	35.678	233		7	1:23.629	28.038	176	21.319	218	34.272	236	246
2	1:26.812	29.114	173	22.119	175	35.579	235	243	8	1:25.493	28.459	176	21.496	213	35.538	235	247
3	1:24.375	28.256	174	21.472	214	34.647	236	245	9	1:23.319	28.158	175	21.255	217	33.906	235	245
4	1:44.241	29.832	138	26.779	163	47.630		245	10	1:35.245	28.852	153	25.083	155	41.310	234	247
5	6:08.380	5:07.644	168	22.961	187	37.775	234		11	1:47.227	31.972	131	27.020	144	48.235		244
6	1:24.432	28.522	173	21.528	217	34.382	236	243									

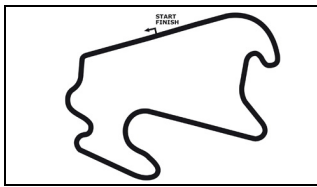
28 Hoevenaars, NLD / Verisch, BEL									theoretical besttime: 1:22.719								
1	2:00.899	48.090	111	29.220	147	43.589	159		8	1:23.645	28.201	173	21.350	217	34.094	234	245
2	1:50.141	36.930	106	29.263	138	43.948	180	162	9	1:23.024	27.971	174	21.194	218	33.859	236	244
3	1:34.234	33.157	123	24.878	189	36.199	235	180	10	1:22.925	27.847	174	21.259	218	33.819	236	245
4	1:23.756	28.235	174	21.492	216	34.029	236	246	11	1:33.932	30.191	139	27.421	155	36.320	234	245
5	1:23.140	28.022	173	21.440	217	33.678	236	245	12	1:22.975	27.856	175	21.312	218	33.807	236	245
6	1:52.393	33.291	121	29.084	125	50.018		247	13	1:36.390	28.631	174	27.680	179	40.079	150	248
7	4:39.206	3:35.423	161	22.853	209	40.930	234		14	1:47.796	36.608	119	26.771	156	44.417		151

29 De Phillippi, USA / Mies, DEU									theoretical besttime: 1:22.596								
1	1:46.136	42.122	150	25.950	189	38.064	226		8	1:25.655	28.295	175	22.200	216	35.160	237	245
2	1:31.116	31.419	157	23.990	208	35.707	236	237	9	1:23.326	28.098	175	21.374	218	33.854	238	248
3	1:33.133	30.505	168	23.549	210	39.079		245	10	1:23.088	27.690	176	21.307	218	34.091	239	248
4	3:05.436	2:01.363	165	22.839	210	41.234	235		11	1:23.347	28.025	176	21.348	219	33.974	237	249
5	1:40.605	28.566	173	24.378	152	47.661		245	12	1:22.431	27.597	176	21.145	218	33.689	237	249
6	5:05.942	4:01.355	163	23.553	202	41.034	236		13	1:45.825	32.387	170	24.627	162	48.811		248
7	1:26.384	28.118	174	21.422	218	36.844	235	245									

32 Spengler, DEU / Zonzini, SMR									theoretical besttime: 1:23.434								
1	2:26.950	1:17.964	133	29.118	116	39.868	199		7	1:24.588	28.586	173	21.596	217	34.406	231	244
2	1:35.230	33.044	159	24.221	149	37.965	240	168	8	1:23.827	28.166	174	21.484	216	34.177	232	245
3	1:25.760	28.467	175	21.601	215	35.692	241	244	9	1:23.761	28.208	174	21.363	217	34.190	233	247
4	1:23.917	28.312	175	21.471	217	34.134	233	245	10	1:30.816	31.882	159	23.604	216	35.330	233	246
5	1:25.438	27.989	173	21.311	217	36.138		245	11	1:24.509	27.992	175	21.447	217	35.070	204	247
6	7:37.404	6:35.535	171	23.584	214	38.285	238		12	1:44.825	32.605	145	24.792	163	47.428		186

33 Frankenhout, NLD / Haase, DEU									theoretical besttime: 1:23.060								
1	2:41.265	1:23.489	109	28.631	133	49.145			7	1:23.583	28.309	174	21.296	218	33.978	236	247
2	3:41.822	2:43.869	155	22.923	211	35.030	234		8	1:23.217	27.914	174	21.202	219	34.101	237	247
3	1:36.097	30.040	170	22.187	212	43.870	235	244	9	1:29.006	31.418	149	23.245	213	34.343	237	248
4	1:46.384	30.512	117	28.742	157	47.130		245	10	1:56.254	27.880	175	46.756	183	41.618	152	246
5	6:02.343	4:59.193	166	23.851	179	39.299	232		11	1:47.969	36.524	130	26.973	160	44.472		152
6	1:24.186	28.393	173	21.640	217	34.153	236	243									

34 Tutumlu Lopez, ESP / van der Linde, ZAF									theoretical besttime: 1:23.004								
1	4:36.037	3:32.106	164	24.466	207	39.465	231		7	1:23.279	28.005	173	21.398	215	33.876	234	244
2	1:31.104	31.358	168	22.278	212	37.468	233	242	8	1:23.127	27.737	175	21.458	216	33.932	234	245
3	1:28.515	28.570	174	21.676	214	38.269	235	244	9	1:25.454	28.516	171	22.577	213	34.361	236	244
4	1:41.103	29.230	171	22.031	207	49.842		245	10	1:23.511	28.215	174	21.427	216	33.869	236	246
5	6:21.542	5:18.495	171	21.903	214	41.144	234		11	1:40.341	28.187	174	23.906	171	48.248		246
6	1:24.320	28.110	175	21.569	217	34.641	234	244									



ADAC GT Masters

Sector List Qualifying 1

Provisional



Lausitzring, Length: 3478m

Air temperature: 24.94°C

Track temperature: 23°C

Weather condition: Dry

DMSB Reg. Nr.: 170/2016

Friday, June 03, 2016 15:10:00

Lap	Time	SE1	SP1	SE2	SP2	SE3	SP3	TSP	Lap	Time	SE1	SP1	SE2	SP2	SE3	SP3	TSP
36 Dienst, DEU / Zanella, CHE									theoretical besttime: 1:22.871								
1	7:06.833					7:06.833			6	1:23.079	28.145	177	21.246	221	33.688	241	
2	6:06.524	48.084	150	26.141	190	4:52.299			7	1:23.270	28.148	178	21.347	221	33.775	241	248
3	1:57.235	45.653	168	25.426	139	46.156	240		8	1:23.110	27.937	177	21.381	221	33.792	242	251
4	1:26.684	29.347	175	23.071	215	34.266	240	249	9		27.974	177	21.281	217			251
5	1:23.604	28.176	177	21.436	221	33.992	240	250									

44 Ahlin-Kottulinsky, SWE / Bonanomi, ITA									theoretical besttime: 1:26.059								
1	2:10.825	58.003	118	29.682	150	43.140	219		7	1:27.139	29.768	171	21.928	216	35.443	235	240
2	1:36.174	32.989	168	24.837	149	38.348	200	232	8	1:28.897	30.004	173	22.017	217	36.876	236	245
3	1:34.066	31.976	169	24.210	208	37.880	235	217	9	1:30.310	29.132	174	22.451	216	38.727		246
4	1:31.936	29.373	172	22.591	214	39.972		245	10	2:45.062	1:43.856	146	22.453	217	38.753	235	
5	2:25.104	1:13.150	170	22.725	212	49.229			11	1:32.741	28.688	173	21.704	217	42.349		245
6	5:38.540	4:35.679	124	23.707	213	39.154	233										

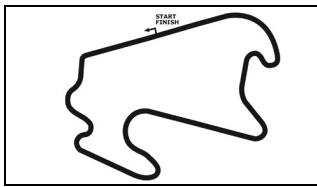
50 Geipel, DEU / Frey, CHE									theoretical besttime: 1:22.860								
1	2:49.217	1:40.710	94	28.354	159	40.153	209		7	5:06.291	4:01.396	170	22.404	161	42.491	236	
2	1:28.517	30.864	167	23.055	208	34.598	236	216	8	1:23.580	27.958	174	21.559	216	34.063	236	245
3	1:23.596	28.015	175	21.336	217	34.245	236	245	9	1:22.990	27.853	175	21.322	218	33.815	236	245
4	1:23.284	28.012	176	21.370	218	33.902	236	247	10	1:22.860	27.801	175	21.268	219	33.791	235	246
5	1:23.178	27.877	175	21.311	217	33.990	235	247	11	1:29.787	27.887	175	23.280	164	38.620	237	245
6	1:50.315	34.643	127	27.351	152	48.321		245	12		27.873	176	21.386	217			247

55 Schreier, DEU / Maassen, NLD									theoretical besttime: 1:23.608								
1	2:05.735	55.703	103	29.803	152	40.229	231		8	1:29.668	28.483	174	22.925	211	38.260	235	244
2	1:34.311	32.254	153	25.464	174	36.593	234	197	9	1:24.679	28.620	174	21.568	217	34.491	235	245
3	1:25.333	28.914	172	21.948	215	34.471	235	244	10	1:23.608	28.062	175	21.348	218	34.198	237	245
4	1:26.520	28.433	174	21.860	214	36.227	235	245	11	1:24.727	28.083	174	21.588	217	35.056	236	247
5	1:25.498	28.186	174	21.510	216	35.802	235	244	12	1:27.128	28.294	173	23.490	187	35.344	236	246
6	1:40.198	28.760	151	24.291	174	47.147		245	13	1:28.968	28.208	174	21.655	216	39.105		245
7	5:13.577	4:06.328	171	23.235	149	44.014	235										

63 Ineichen, CHE / Engelhart, DEU									theoretical besttime: 1:22.390								
1	2:03.690					2:03.690			6	1:22.616	28.027	178	21.300	221	33.289	242	253
2	4:54.459	57.067	115	28.940	170	3:28.452			7	1:22.492	27.809	178	21.292	221	33.391	243	253
3	7:05.572	48.441	109	26.059	210	5:51.072			8	1:22.748	27.832	177	21.316	222	33.600	244	253
4	1:54.538	48.690	173	23.087	214	42.761	217		9		31.105	123	23.602	219			255
5	1:25.934	29.847	177	21.918	219	34.169	241	233									

66 Gies, DEU / Lindholm, DEU									theoretical besttime: 1:23.640								
1	4:43.577	3:36.794	143	27.133	169	39.650	195		6	1:24.656	28.720	174	21.662	220	34.274	239	248
2	1:29.244	31.994	169	22.696	215	34.554	239	179	7	1:24.781	28.199	176	21.570	221	35.012	237	249
3	1:23.700	28.259	175	21.479	219	33.962	239	249	8	1:24.481	28.613	175	21.667	219	34.201	238	248
4	1:47.029	29.906	116	28.469	150	48.654		249	9	1:41.562	40.129	170	24.940	128	36.493	240	249
5	5:39.196	4:33.042	167	23.990	189	42.164	238		10	1:56.105	28.507	175	24.056	172	1:03.542		250

67 Niederhauser, CHE / Zampieri, CHE									theoretical besttime: 1:23.484								
1	3:21.387	2:17.167	134	27.078	152	37.142	193		7	1:24.391	28.100	176	21.553	218	34.738	238	248
2	1:31.087	30.376	174	22.002	217	38.709	237	190	8	1:23.825	28.000	176	21.453	219	34.372	239	248
3	1:27.869	28.182	176	21.431	218	38.256	238	247	9	1:26.435	29.371	176	22.360	217	34.704	238	249
4	1:24.412	28.551	175	21.808	217	34.053	238	247	10	1:44.438	37.208	135	24.337	213	42.893		248
5	1:41.144	27.888	176	23.575	146	49.681		248	11	2:23.795	1:23.210	132	23.518	216	37.067	169	
6	5:27.860	4:25.546	171	23.167	214	39.147	237		12	1:41.183	33.262	171	23.792	210	44.129		166



ADAC GT Masters

Sector List Qualifying 1

Provisional



Lausitzring, Length: 3478m

Air temperature: 24.94°C

Track temperature: 23°C

Weather condition: Dry

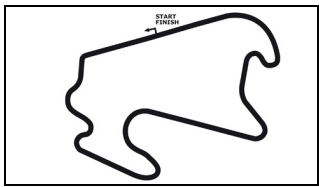
DMSB Reg. Nr.: 170/2016

Friday, June 03, 2016 15:10:00

Lap	Time	SE1	SP1	SE2	SP2	SE3	SP3	TSP	Lap	Time	SE1	SP1	SE2	SP2	SE3	SP3	TSP
69	Assenheimer, DEU / Schwager, DEU								theoretical besttime: 1:22.373								
1	2:25.433					2:25.433			7	1:23.314	28.235	180	21.310	222	33.769	242	249
2	1:59.364	50.153	132	28.002	159	41.209	193		8	1:22.373	27.845	180	21.109	223	33.419	242	251
3	1:34.492	32.080	163	24.958	155	37.454	227	193	9	1:22.642	27.912	180	21.304	223	33.426	242	251
4	1:29.556	30.219	170	24.090	147	35.247	241	224	10	1:28.658	28.003	180	24.248	173	36.407	242	252
5	6:20.887	28.525	179	21.375	217	5:30.987		251	11	1:24.498	28.091	180	21.805	221	34.602	242	253
6	1:41.181	44.340	174	22.483	219	34.358	240		12		28.178	180	23.842	172			252

77	Gounon, FRA / Keilwitz, DEU								theoretical besttime: 1:22.365								
1	2:33.782	1:20.468	126	29.511	140	43.803	192		6	1:53.611	47.353	165	24.640	136	41.618	240	
2	1:37.320	33.147	133	25.617	166	38.556	238	192	7	1:23.772	28.317	179	21.293	221	34.162	243	249
3	1:28.518	29.951	173	22.963	173	35.604	241	245	8	1:22.091	27.709	180	20.992	222	33.390	242	252
4	1:22.690	28.034	180	20.969	223	33.687	246	249	9		31.803	144	26.539	155			222
5	11:22.632	32.233	136	28.683	81	10:21.716		254									

99	Renauer, DEU / Ragginger, AUT								theoretical besttime: 1:21.985								
1	6:19.158	5:12.379	153	26.738	198	40.041	236		7	1:22.103	27.531	178	21.209	222	33.363	241	251
2	1:30.592	31.164	173	22.360	218	37.068	238	245	8	1:26.527	27.629	174	23.625	215	35.273	242	250
3	1:42.203	28.760	169	26.086	149	47.357		249	9	1:23.863	27.760	178	21.099	222	35.004	242	251
4	5:18.326	4:19.090	170	23.250	216	35.986	241		10	1:23.469	27.534	178	21.091	220	34.844	161	251
5	1:27.381	28.547	176	23.541	213	35.293	239	251	11	1:51.107	34.617	139	25.538	160	50.952		159
6	1:23.699	28.141	177	21.542	220	34.016	241	249									



ADAC GT Masters

Tracking speed report Qualifying 1



Provisional

Lausitzring, Length: 3478m
Air temperature: 24.94°C
Track temperature: 23°C
Weather condition: Dry

DMSB Reg. Nr.: 170/2016

Friday, June 03, 2016 15:10:00

Section start: 15:30:46.303

Section end: 15:31:51.809

Driver: Patric Niederhauser

