

ADAC Formel 4

Result List Qualifying Gruppe B



Provisional

DMSB Reg. Nr.: 171/2016



Lausitzring, Length: 3478m
Air temperature: 26.52°C
Track temperature: 22.87°C
Weather condition: Dry

Friday, June 03, 2016 14:35:00

started : 19 classified : 19 not classified : 0

Nr.	Drivers	Sponsor	Lap	Best Time	Gap	Diff	Kph	Day Time
Cl.	Car	Competitor						
1	29 M.Schumacher(DEU) ADAC Formel 4 powered by Abarth	Prema Powerteam	11	1:22.004			152.6	14:52:35
2	2 J.Fittje(DEU) ADAC Formel 4 powered by Abarth	US Racing	12	1:22.241	0.237	0.237	152.2	14:53:26
3	80 F.Drugovich(AUT) R ADAC Formel 4 powered by Abarth	Neuhauser Racing	10	1:22.469	0.465	0.228	151.8	14:51:01
4	44 J.Vips(ITA) R ADAC Formel 4 powered by Abarth	Prema Powerteam	12	1:22.518	0.514	0.049	151.7	14:53:28
5	28 K.Schramm(DEU) ADAC Formel 4 powered by Abarth	US Racing	14	1:22.518	0.514		151.7	14:56:21
6	6 M.Ortmann(DEU) ADAC Formel 4 powered by Abarth	ADAC Berlin-Brandenburg e.V.	12	1:22.699	0.695	0.181	151.4	14:53:46
7	90 C.Piro(DEU) ADAC Formel 4 powered by Abarth	Team Piro Sport Interdental	12	1:22.737	0.733	0.038	151.3	14:56:04
8	18 J.Meikup(EST) ADAC Formel 4 powered by Abarth	Jenzer Motorsport	13	1:22.802	0.798	0.065	151.2	14:56:11
9	68 J.Correa(ITA) R ADAC Formel 4 powered by Abarth	Prema Powerteam	12	1:22.853	0.849	0.051	151.1	14:53:37
10	66 S.Laaksonen(FIN) ADAC Formel 4 powered by Abarth	Motopark	13	1:22.893	0.889	0.040	151.0	14:56:07
11	45 T.Wolf(DEU) ADAC Formel 4 powered by Abarth	KUG-Motorsport	12	1:22.921	0.917	0.028	150.9	14:53:39
12	77 J.van Uiter(NLD) ADAC Formel 4 powered by Abarth	Jenzer Motorsport	12	1:22.945	0.941	0.024	150.9	14:54:53
13	13 Y.Brandt(DEU) R ADAC Formel 4 powered by Abarth	Lechner Racing	11	1:22.953	0.949	0.008	150.9	14:52:10
14	17 D.Ciantini(CHE) ADAC Formel 4 powered by Abarth	Jenzer Motorsport	11	1:23.064	1.060	0.111	150.7	14:53:17
15	20 K.Kratz(DEU) ADAC Formel 4 powered by Abarth	Jenzer Motorsport	13	1:23.177	1.173	0.113	150.5	14:55:59
16	23 J.Hanses(DEU) R ADAC Formel 4 powered by Abarth	Team Timo Scheider GmbH	6	1:23.178	1.174	0.001	150.5	14:44:18
17	10 A.Estner(DEU) R ADAC Formel 4 powered by Abarth	RS Competition	13	1:23.476	1.472	0.298	149.9	14:56:09
18	8 L.Engstler(DEU) ADAC Formel 4 powered by Abarth	Liqui Moly Team Engstler	10	1:23.490	1.486	0.014	149.9	14:51:35
19	55 M.Niederhauser(CHE) ADAC Formel 4 powered by Abarth	Rennsport Rössler	7	1:25.183	3.179	1.693	146.9	14:45:41

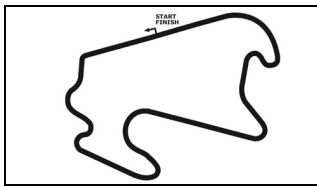
Classification limit: 110% Time: 1:30.204

Subject to final scrutineering!

Publications Time:

Clerk of the course:

Time Keeping:



ADAC Formel 4

Result List Qualifying Gruppe B 2nd Best Time

Provisional



Lausitzring, Length: 3478m
Air temperature: 26.52°C
Track temperature: 22.87°C
Weather condition: Dry

DMSB Reg. Nr.: 171/2016

Friday, June 03, 2016 14:35:00

started : 19 classified : 19 not classified : 0

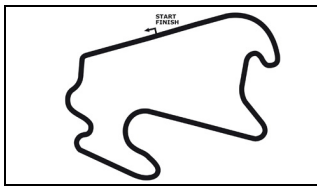
Nr.	Drivers	Sponsor	Lap	Best Time	Gap	Diff	Kph	Day Time
Cl.	Car	Competitor						
1	29 M.Schumacher(DEU) ADAC Formel 4 powered by Abarth	Prema Powerteam	13	1:22.070			152.5	14:55:21
2	2 J.Fittje(DEU) ADAC Formel 4 powered by Abarth	US Racing	4	1:22.262	0.192	0.192	152.2	14:40:48
3	28 K.Schramm(DEU) ADAC Formel 4 powered by Abarth	US Racing	11	1:22.693	0.623	0.431	151.4	14:51:58
4	6 M.Ortmann(DEU) ADAC Formel 4 powered by Abarth	ADAC Berlin-Brandenburg e.V.	5	1:22.706	0.636	0.013	151.3	14:42:43
5	44 J.Vips(ITA) R ADAC Formel 4 powered by Abarth	Prema Powerteam	10	1:22.744	0.674	0.038	151.3	14:50:43
6	80 F.Drugovich(AUT) R ADAC Formel 4 powered by Abarth	Neuhauser Racing	13	1:22.751	0.681	0.007	151.3	14:55:09
7	90 C.Piro(DEU) ADAC Formel 4 powered by Abarth	Team Piro Sport Interdental	10	1:22.766	0.696	0.015	151.2	14:53:12
8	68 J.Correa(ITA) R ADAC Formel 4 powered by Abarth	Prema Powerteam	11	1:22.948	0.878	0.182	150.9	14:52:14
9	77 J.van Uiert(NLD) ADAC Formel 4 powered by Abarth	Jenzer Motorsport	9	1:22.983	0.913	0.035	150.8	14:50:44
10	66 S.Laaksonen(FIN) ADAC Formel 4 powered by Abarth	Motopark	12	1:23.004	0.934	0.021	150.8	14:54:44
11	18 J.Meikup(EST) ADAC Formel 4 powered by Abarth	Jenzer Motorsport	11	1:23.025	0.955	0.021	150.8	14:53:23
12	17 D.Ciantini(CHE) ADAC Formel 4 powered by Abarth	Jenzer Motorsport	4	1:23.081	1.011	0.056	150.7	14:41:05
13	45 T.Wolf(DEU) ADAC Formel 4 powered by Abarth	KUG-Motorsport	6	1:23.243	1.173	0.162	150.4	14:44:41
14	13 Y.Brandt(DEU) R ADAC Formel 4 powered by Abarth	Lechner Racing	7	1:23.296	1.226	0.053	150.3	14:45:24
15	20 K.Kratz(DEU) ADAC Formel 4 powered by Abarth	Jenzer Motorsport	6	1:23.367	1.297	0.071	150.1	14:43:47
16	8 L.Engstler(DEU) ADAC Formel 4 powered by Abarth	Liqui Moly Team Engstler	11	1:23.555	1.485	0.188	149.8	14:52:58
17	23 J.Hanses(DEU) R ADAC Formel 4 powered by Abarth	Team Timo Scheider GmbH	4	1:23.585	1.515	0.030	149.7	14:41:31
18	10 A.Estner(DEU) R ADAC Formel 4 powered by Abarth	RS Competition	4	1:23.827	1.757	0.242	149.3	14:41:34
19	55 M.Niederhauser(CHE) ADAC Formel 4 powered by Abarth	Rennsport Rössler	5	1:25.324	3.254	1.497	146.7	14:42:50

Subject to final scrutineering!

Publications Time:

Clerk of the course:

Time Keeping:



ADAC Formel 4

Sector List Qualifying Gruppe B



Provisional

DMSB Reg. Nr.: 171/2016



Lausitzring, Length: 3478m
Air temperature: 26.52°C
Track temperature: 22.87°C
Weather condition: Dry

Friday, June 03, 2016 14:35:00

Lap	Time	SE1	SP1	SE2	SP2	SE3	SP3	TSP	Lap	Time	SE1	SP1	SE2	SP2	SE3	SP3	TSP
2	Fittje, DEU								theoretical besttime: 1:22.147								
1	1:36.488	36.073	149	23.444	190	36.971	206		8	2:30.151	1:32.709	157	22.388	191	35.054	208	
2	1:26.027	28.899	153	21.981	190	35.147	211	212	9	1:26.845	28.119	160	22.021	191	36.705	210	214
3	1:23.141	27.729	164	21.183	199	34.229	213	218	10	1:39.482	27.818	163	23.176	89	48.488	212	217
4	1:22.262	27.298	165	20.861	201	34.103	214	219	11	1:22.896	27.402	165	21.165	198	34.329	211	218
5	1:27.561	29.855	158	22.381	183	35.325	212	222	12	1:22.241	27.267	166	20.955	201	34.019	213	219
6	1:22.594	27.408	165	21.000	200	34.186	212	219	13	1:24.747	28.951	165	21.419	199	34.377	212	220
7	1:26.208	27.337	166	21.013	200	37.858		219	14		27.554	167	21.322	197			220

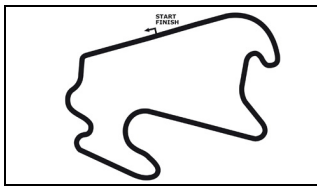
6	Ortmann, DEU								theoretical besttime: 1:22.566								
1	2:07.818	1:08.119	125	23.546	194	36.153	210		8	1:27.919	27.898	165	21.472	148	38.549	211	214
2	1:24.824	28.643	163	21.418	199	34.763	213	215	9	1:33.805	27.488	164	20.913	200	45.404	211	218
3	1:24.657	28.135	166	21.948	197	34.574	212	218	10	1:23.080	27.376	165	21.100	202	34.604	213	219
4	1:22.801	27.442	165	20.952	200	34.407	213	218	11	1:22.844	27.307	165	21.044	200	34.493	211	220
5	1:22.706	27.282	167	20.999	200	34.425	214	219	12	1:22.699	27.393	165	20.877	201	34.429	211	219
6	1:26.532	27.361	166	21.177	200	37.994		219	13	1:22.715	27.374	165	20.887	202	34.454	211	221
7	2:25.319	1:27.043	159	22.771	194	35.505	210										

8	Engstler, DEU								theoretical besttime: 1:23.147								
1	1:37.052	36.830	156	23.839	170	36.383	207		8	3:40.714	2:41.630	157	23.885	165	35.199	210	
2	1:25.816	28.965	160	21.934	194	34.917	216	215	9	1:23.626	27.994	164	21.165	200	34.467	212	215
3	1:23.812	28.015	166	21.342	202	34.455	216	221	10	1:23.490	27.729	164	21.197	200	34.564	212	218
4	1:25.348	28.773	163	21.567	200	35.008	214	223	11	1:23.555	27.655	165	21.037	203	34.863	214	220
5	1:24.033	28.038	165	21.220	201	34.775	215	221	12	1:33.709	34.100	155	24.078	186	35.531	210	219
6	1:23.898	27.780	166	21.366	202	34.752	213	223	13		27.850	165	22.650	189			217
7	1:26.257	28.056	166	21.254	201	36.947		222									

10	Estner, DEU								theoretical besttime: 1:23.456								
1	2:16.582	1:11.557	92	26.806	129	38.219	188		8	1:28.594	28.111	162	22.413	194	38.070		217
2	1:28.749	29.349	163	22.363	180	37.037	213	183	9	2:56.366	1:59.811	162	21.703	198	34.852	212	
3	1:24.338	27.867	163	21.570	197	34.901	208	214	10	1:41.109	27.746	164	21.406	198	51.957	213	214
4	1:23.827	27.769	164	21.456	197	34.602	215	218	11	1:24.733	28.510	164	21.408	203	34.815	214	215
5	1:23.964	27.925	164	21.503	197	34.536	208	216	12	1:24.119	27.792	165	21.471	200	34.856	217	220
6	1:24.763	27.835	165	21.742	201	35.186	206	216	13	1:23.476	27.657	166	21.263	201	34.556	213	217
7	1:27.839	29.836	151	22.968	196	35.035	212	220									

13	Brandt, DEU								theoretical besttime: 1:22.953								
1	1:55.227	53.289	154	24.114	160	37.824	210		8	1:26.966	28.329	163	21.361	199	37.276		217
2	1:25.927	28.492	163	21.361	196	36.074	212	217	9	2:32.487	1:35.596	160	21.708	195	35.183	210	
3	1:23.458	27.808	164	21.073	199	34.577	212	217	10	1:23.587	27.841	162	21.119	200	34.627	211	218
4	1:23.354	27.576	165	21.136	199	34.642	211	220	11	1:22.953	27.393	164	21.019	198	34.541	210	218
5	1:23.400	27.609	165	21.188	198	34.603	213	219	12	1:23.479	27.647	163	21.091	200	34.741	211	218
6	1:28.973	30.555	163	21.339	200	37.079	210	221	13	1:23.360	27.519	165	21.028	200	34.813	210	218
7	1:23.296	27.536	165	21.131	199	34.629	210	218	14	1:23.415	27.510	166	21.137	199	34.768	211	218

17	Ciantini, CHE								theoretical besttime: 1:22.830								
1	1:52.242	52.104	146	23.888	171	36.250	207		8	3:37.827	2:39.494	155	22.362	171	35.971	206	
2	1:25.366	28.500	162	21.704	195	35.162	208	213	9	1:26.643	27.783	161	21.603	190	37.257	210	211
3	1:23.597	27.795	163	21.135	198	34.667	209	216	10	1:24.130	27.630	163	21.109	198	35.391	210	217
4	1:23.081	27.465	164	21.125	199	34.491	210	216	11	1:23.064	27.328	164	21.011	200	34.725	212	217
5	1:23.360	27.481	164	21.163	198	34.716	211	217	12	1:23.103	27.421	164	21.158	199	34.524	208	219
6	1:27.563	27.461	164	21.243	201	38.859	210	220	13	1:23.312	27.362	165	21.096	200	34.854	210	217
7	1:29.992	27.911	163	21.595	198	40.486		217									



ADAC Formel 4

Sector List Qualifying Gruppe B



Provisional

DMSB Reg. Nr.: 171/2016



Lausitzring, Length: 3478m
Air temperature: 26.52°C
Track temperature: 22.87°C
Weather condition: Dry

Friday, June 03, 2016 14:35:00

Lap	Time	SE1	SP1	SE2	SP2	SE3	SP3	TSP	Lap	Time	SE1	SP1	SE2	SP2	SE3	SP3	TSP
18 Meikup, EST									theoretical besttime: 1:22.750								
1	1:48.132	46.889	135	23.941	173	37.302	207		8	1:27.967	28.304	162	21.135	200	38.528		217
2	1:25.176	28.635	162	21.583	195	34.958	209	211	9	3:46.715	2:46.496	127	23.359	167	36.860	212	
3	1:23.434	27.797	163	21.185	197	34.452	210	216	10	1:23.365	27.974	164	21.045	200	34.346	210	217
4	1:23.100	27.524	164	21.150	200	34.426	213	217	11	1:23.025	27.605	163	21.055	201	34.365	212	218
5	1:27.261	30.621	164	21.181	198	35.459	210	192	12	1:25.466	27.488	164	21.034	204	36.944	212	219
6	1:29.848	27.657	162	21.386	196	40.805	208	217	13	1:22.802	27.516	165	21.058	200	34.228	213	219
7	1:24.012	27.975	164	21.393	199	34.644	210	216									

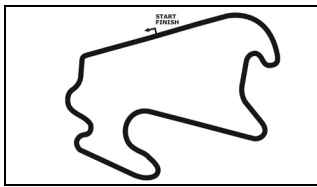
Lap	Time	SE1	SP1	SE2	SP2	SE3	SP3	TSP	Lap	Time	SE1	SP1	SE2	SP2	SE3	SP3	TSP
20 Kratz, DEU									theoretical besttime: 1:23.155								
1	1:44.388	42.257	141	24.804	168	37.327	206		8	1:28.784	28.556	159	22.025	196	38.203		214
2	1:26.634	29.189	161	21.957	195	35.488	206	201	9	3:44.988	2:46.595	160	23.102	174	35.291	207	
3	1:24.033	27.858	162	21.452	197	34.723	210	214	10	1:23.509	27.583	163	21.306	196	34.620	206	215
4	1:24.048	27.752	162	21.429	196	34.867	206	214	11	1:23.517	27.519	162	21.383	198	34.615	207	214
5	1:23.903	27.864	163	21.364	195	34.675	209	214	12	1:24.025	27.721	161	21.452	197	34.852	209	215
6	1:23.367	27.562	163	21.270	197	34.535	209	214	13	1:23.177	27.504	163	21.116	197	34.557	207	215
7	1:23.697	27.547	163	21.254	200	34.896	207	214									

Lap	Time	SE1	SP1	SE2	SP2	SE3	SP3	TSP	Lap	Time	SE1	SP1	SE2	SP2	SE3	SP3	TSP
23 Hanses, DEU									theoretical besttime: 1:23.178								
1	2:15.950	1:08.378	84	28.030	150	39.542	192		8	2:37.909	1:38.666	146	23.051	182	36.192	209	
2	1:26.865	29.572	161	21.828	192	35.465	209	197	9	1:25.998	28.587	162	21.960	198	35.451	210	214
3	1:23.801	27.735	163	21.229	197	34.837	210	215	10	1:29.494	27.490	165	24.815	157	37.189	208	217
4	1:23.585	27.531	164	21.288	197	34.766	211	216	11	1:24.690	28.201	164	21.461	196	35.028	210	217
5	1:23.900	27.466	164	21.493	197	34.941	212	219	12	1:23.964	27.729	164	21.342	198	34.893	210	216
6	1:23.178	27.428	164	21.093	198	34.657	211	218	13		27.721	164	21.845	170			217
7	1:28.762	27.771	164	21.356	199	39.635		217									

Lap	Time	SE1	SP1	SE2	SP2	SE3	SP3	TSP	Lap	Time	SE1	SP1	SE2	SP2	SE3	SP3	TSP
28 Schramm, DEU									theoretical besttime: 1:22.354								
1	1:33.168	33.515	154	23.667	183	35.986	209		8	1:26.333	27.821	165	21.257	199	37.255		217
2	1:25.289	28.756	162	21.829	197	34.704	211	205	9	2:32.708	1:34.619	161	22.796	163	35.293	210	
3	1:22.903	27.647	164	21.087	199	34.169	212	218	10	1:28.386	28.416	138	23.735	156	36.235	210	218
4	1:23.065	27.725	165	20.999	199	34.341	212	218	11	1:22.693	27.248	166	21.022	201	34.423	213	218
5	1:23.199	27.511	165	21.125	199	34.563	212	219	12	1:38.314	30.022	115	29.075	151	39.217	211	221
6	1:36.167	32.259	132	24.581	130	39.327	210	219	13	1:23.093	27.520	164	21.164	201	34.409	212	218
7	1:23.139	27.566	165	21.058	199	34.515	210	217	14	1:22.518	27.186	167	21.017	201	34.315	213	220

Lap	Time	SE1	SP1	SE2	SP2	SE3	SP3	TSP	Lap	Time	SE1	SP1	SE2	SP2	SE3	SP3	TSP
29 Schumacher, DEU									theoretical besttime: 1:21.994								
1	1:27.933	30.309	161	22.263	190	35.361	209		8	1:24.518	27.417	165	20.837	202	36.264		219
2	1:24.089	28.180	164	21.335	192	34.574	212	215	9	3:28.422	2:31.651	163	21.821	195	34.950	206	
3	1:23.624	27.602	164	20.984	200	35.038	211	218	10	1:23.022	27.638	165	20.993	195	34.391	213	211
4	1:22.387	27.292	166	20.908	200	34.187	211	217	11	1:22.004	27.215	165	20.717	202	34.072	212	220
5	1:31.552	31.361	163	24.180	159	36.011	211	219	12	1:24.362	27.443	164	21.854	194	35.065	212	218
6	1:24.072	28.052	164	21.143	200	34.877	210	218	13	1:22.070	27.205	165	20.772	202	34.093	213	219
7	1:22.461	27.425	165	20.776	203	34.260	210	219									

Lap	Time	SE1	SP1	SE2	SP2	SE3	SP3	TSP	Lap	Time	SE1	SP1	SE2	SP2	SE3	SP3	TSP
44 Vips, ITA									theoretical besttime: 1:22.518								
1	1:25.219	27.348	158	22.403	189	35.468	204		8	1:23.906	28.182	163	21.166	199	34.558	209	208
2	1:24.819	28.477	162	21.535	195	34.807	208	208	9	1:23.310	27.685	164	21.014	201	34.611	210	216
3	1:28.736	27.734	164	21.968	196	39.034	210	215	10	1:22.744	27.471	164	20.924	201	34.349	211	215
4	1:23.299	27.761	165	21.080	199	34.458	210	217	11	1:22.789	27.367	165	20.978	200	34.444	212	219
5	1:23.571	27.538	165	21.446	198	34.587	211	217	12	1:22.518	27.292	165	20.914	201	34.312	210	221
6	1:25.100	27.405	165	21.021	200	36.674		217	13	1:24.415	28.870	163	21.031	201	34.514	210	217
7	3:01.526	2:02.299	154	21.949	193	37.278	205		14	1:22.828	27.414	166	20.937	201	34.477	210	218



ADAC Formel 4

Sector List Qualifying Gruppe B



Provisional

DMSB Reg. Nr.: 171/2016



Lausitzring, Length: 3478m
Air temperature: 26.52°C
Track temperature: 22.87°C
Weather condition: Dry

Friday, June 03, 2016 14:35:00

Lap	Time	SE1	SP1	SE2	SP2	SE3	SP3	TSP	Lap	Time	SE1	SP1	SE2	SP2	SE3	SP3	TSP
45	Wolf, DEU								theoretical besttime: 1:22.863								
1	2:30.877	1:22.478	119	26.982	145	41.417	169		8	1:24.338	27.924	164	21.224	198	35.190	210	217
2	1:31.968	31.117	142	23.160	168	37.691	174	168	9	1:24.590	27.621	164	21.368	196	35.601	210	217
3	1:27.447	29.688	155	21.817	183	35.942	210	175	10	1:28.003	29.438	161	21.962	197	36.603		217
4	1:23.848	27.679	164	21.195	198	34.974	210	217	11	1:54.110	57.937	164	21.353	200	34.820	211	
5	1:23.342	27.592	164	21.091	198	34.659	210	217	12	1:22.921	27.467	165	20.948	201	34.506	210	218
6	1:23.243	27.485	165	21.027	200	34.731	210	217	13	1:23.249	27.527	165	21.102	200	34.620	211	218
7	1:24.010	27.409	164	21.323	197	35.278	210	216									

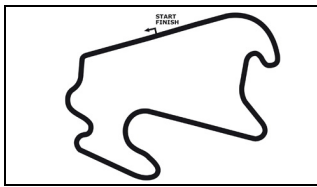
55	Niederhauser, CHE								theoretical besttime: 1:25.128								
1	2:01.015	57.497	152	24.971	190	38.547	208		8	1:29.146	29.745	160	23.619	191	35.782	209	214
2	1:30.812	31.147	150	23.652	193	36.013	213	211	9	1:32.974	28.835	158	22.365	191	41.774		212
3	1:26.685	28.665	160	22.233	198	35.787	205	214	10	2:17.381	1:19.512	159	22.084	196	35.785	213	
4	1:25.835	28.355	164	21.951	195	35.529	210	214	11	1:25.775	28.463	162	21.857	195	35.455	207	217
5	1:25.324	28.314	161	21.749	195	35.261	210	216	12	1:25.525	28.414	160	21.874	196	35.237	203	214
6	1:25.606	28.302	161	22.113	196	35.191	203	214	13	1:25.654	28.540	159	21.726	196	35.388	209	214
7	1:25.183	28.230	160	21.781	197	35.172	211	212									

66	Laaksonen, FIN								theoretical besttime: 1:22.782								
1	2:47.176	1:44.238	129	25.499	158	37.439	198		8	2:37.498	1:34.321	140	24.858	177	38.319	208	
2	1:35.951	30.033	162	24.032	155	41.886	210	194	9	1:29.100	28.045	162	21.431	188	39.624	209	216
3	1:23.933	28.081	164	21.237	197	34.615	213	216	10	1:23.376	27.718	164	21.095	198	34.563	215	217
4	1:23.354	27.658	165	21.097	198	34.599	212	217	11	1:23.910	27.711	165	21.496	200	34.703	211	222
5	1:25.061	27.800	163	21.217	199	36.044	210	219	12	1:23.004	27.587	165	21.014	200	34.403	211	218
6	1:23.340	27.723	165	21.056	199	34.561	210	217	13	1:22.893	27.365	166	21.015	198	34.513	211	218
7	1:27.531	27.747	164	21.281	199	38.503		217									

68	Correa, ITA								theoretical besttime: 1:22.710								
1	1:28.685	30.068	159	23.084	192	35.533	212		8	1:23.077	27.697	164	20.914	201	34.466	211	217
2	1:24.289	28.164	164	21.351	199	34.774	213	218	9	1:23.149	27.576	164	20.890	200	34.683	209	218
3	1:23.475	27.669	165	20.934	202	34.872	213	219	10	1:23.010	27.724	164	20.838	202	34.448	212	217
4	1:23.270	27.628	166	20.983	201	34.659	212	219	11	1:22.948	27.546	164	20.984	200	34.418	210	218
5	1:24.609	28.466	163	21.321	198	34.822	212	219	12	1:22.853	27.590	164	20.845	200	34.418	211	217
6	1:25.010	27.556	164	20.936	200	36.518		218	13	1:22.955	27.529	164	20.823	202	34.603	212	219
7	3:12.315	2:14.887	160	22.383	183	35.045	210		14	27.469	165	21.368	185				219

77	van Uiter, NLD								theoretical besttime: 1:22.572								
1	1:50.817	51.125	140	23.768	186	35.924	209		8	3:57.177	2:57.742	124	23.559	176	35.876	211	
2	1:24.408	28.356	163	21.276	199	34.776	210	215	9	1:22.983	27.636	164	20.953	203	34.394	212	219
3	1:23.025	27.684	164	20.994	200	34.347	212	218	10	1:23.016	27.418	165	21.159	200	34.439	212	220
4	1:23.011	27.556	164	21.006	201	34.449	213	220	11	1:23.109	27.272	165	21.352	196	34.485	211	219
5	1:29.530	27.796	164	21.736	189	39.998	210	220	12	1:22.945	27.495	165	20.998	202	34.452	213	218
6	1:23.198	27.553	164	21.112	200	34.533	210	218	13		29.794	163	21.146	199			221
7	1:29.210	27.673	164	21.184	200	40.353		218									

80	Drugovich, AUT								theoretical besttime: 1:22.469								
1	2:06.966	1:03.393	101	26.020	149	37.553	180		8	1:25.018	29.366	164	20.996	198	34.656	210	182
2	1:32.734	30.389	143	26.374	149	35.971	210	183	9	1:22.808	27.410	165	21.017	200	34.381	211	217
3	1:23.195	27.607	163	21.089	199	34.499	210	217	10	1:22.469	27.323	164	20.879	201	34.267	216	219
4	1:22.910	27.412	164	21.048	198	34.450	213	217	11	1:22.918	27.447	164	21.028	200	34.443	211	224
5	1:30.592	30.072	130	25.400	193	35.120	211	220	12	1:22.946	27.358	164	21.002	201	34.586	211	219
6	1:27.604	28.535	162	21.434	198	37.635		218	13	1:22.751	27.417	164	20.943	201	34.391	212	219
7	2:25.851	1:26.761	137	23.154	155	35.936	190										



ADAC Formel 4

Sector List Qualifying Gruppe B



Provisional

DMSB Reg. Nr.: 171/2016



Lausitzring, Length: 3478m
 Air temperature: 26.52°C
 Track temperature: 22.87°C
 Weather condition: Dry

Friday, June 03, 2016 14:35:00

Lap	Time	SE1	SP1	SE2	SP2	SE3	SP3	TSP	Lap	Time	SE1	SP1	SE2	SP2	SE3	SP3	TSP
90 Piro, DEU									theoretical besttime: 1:22.691								
1	2:08.169	1:05.005	115	25.078	153	38.086	208		7	4:39.402	3:17.093	86	31.969	115	50.340	132	
2	1:26.737	29.692	162	22.125	197	34.920	211	214	8	1:31.781	33.895	159	21.919	195	35.967	210	113
3	1:23.542	27.792	164	21.278	198	34.472	213	218	9	1:26.969	28.810	121	23.134	198	35.025	211	217
4	1:23.207	27.610	164	21.131	199	34.466	213	220	10	1:22.766	27.463	164	21.051	201	34.252	213	219
5	1:22.914	27.539	164	21.081	199	34.294	212	220	11	1:29.461	27.574	164	26.352	136	35.535	213	221
6	1:26.103	27.587	164	21.050	201	37.466		220	12	1:22.737	27.509	165	21.007	201	34.221	215	221