

ADAC Formel 4

Result List Qualifying Gruppe A



Provisional

DMSB Reg. Nr.: 171/2016



Lausitzring, Length: 3478m
Air temperature: 23.64°C
Track temperature: 22.23°C
Weather condition: Dry

Friday, June 03, 2016 14:10:00

started : 19 classified : 19 not classified : 0

Nr.	Drivers	Sponsor	Lap	Best Time	Gap	Diff	Kph	Day Time
Cl.	Car	Competitor						
1	35 K.Laliberte(FRA) ADAC Formel 4 powered by Abarth	Van Amersfoort Racing	13	1:22.493			151.7	14:29:02
2	14 T.Preining(AUT) ADAC Formel 4 powered by Abarth	Lechner Racing	11	1:22.562	0.069	0.069	151.6	14:27:58
3	5 L.Zendeli(DEU) R ADAC Formel 4 powered by Abarth	ADAC Berlin-Brandenburg e.V.	14	1:22.567	0.074	0.005	151.6	14:31:10
4	96 J.Mawson(DEU) ADAC Formel 4 powered by Abarth	Van Amersfoort Racing	13	1:22.616	0.123	0.049	151.5	14:29:50
5	25 M.Müller-Crepon(CHE) ADAC Formel 4 powered by Abarth	Van Amersfoort Racing	13	1:22.759	0.266	0.143	151.2	14:30:27
6	40 L.Hoogenboom(NLD) R ADAC Formel 4 powered by Abarth	Van Amersfoort Racing	12	1:22.766	0.273	0.007	151.2	14:28:38
7	19 F.Scherer(CHE) R ADAC Formel 4 powered by Abarth	Jenzer Motorsport	13	1:22.900	0.407	0.134	151.0	14:30:17
8	99 S.Flörsch(DEU) ADAC Formel 4 powered by Abarth	Motopark	13	1:23.038	0.545	0.138	150.7	14:30:47
9	81 N.Nielsen(DNK) R ADAC Formel 4 powered by Abarth	Neuhauser Racing	12	1:23.175	0.682	0.137	150.5	14:28:50
10	33 J.Aberdein(ZAF) R ADAC Formel 4 powered by Abarth	Motopark	11	1:23.246	0.753	0.071	150.4	14:27:36
11	27 L.Gachot(GBR) ADAC Formel 4 powered by Abarth	US Racing	12	1:23.272	0.779	0.026	150.3	14:27:18
12	7 O.Söderström(SWE) ADAC Formel 4 powered by Abarth	ADAC Berlin-Brandenburg e.V.	13	1:23.310	0.817	0.038	150.2	14:30:43
13	4 M.Baiz(ITA) ADAC Formel 4 powered by Abarth	ADAC Berlin-Brandenburg e.V.	12	1:23.337	0.844	0.027	150.2	14:28:46
14	15 M.Waldherr(DEU) ADAC Formel 4 powered by Abarth	Lechner Racing	12	1:23.345	0.852	0.008	150.2	14:29:09
15	46 M.Auricchio(DEU) ADAC Formel 4 powered by Abarth	Team Timo Scheider GmbH	13	1:23.373	0.880	0.028	150.1	14:30:12
16	30 K.Gulbrandsen(NOR) R ADAC Formel 4 powered by Abarth	Team Timo Scheider GmbH	13	1:23.410	0.917	0.037	150.1	14:28:45
17	9 R.Feller(CHE) R ADAC Formel 4 powered by Abarth	ADAC Berlin-Brandenburg e.V.	9	1:24.237	1.744	0.827	148.6	14:24:32
18	24 R.Brezina(DEU) ADAC Formel 4 powered by Abarth	Robin Brezina	11	1:24.391	1.898	0.154	148.3	14:27:49
19	3 C.Schreiner(DEU) ADAC Formel 4 powered by Abarth	US Racing	6	1:25.524	3.031	1.133	146.4	14:19:27

Classification limit: 110% Time: 1:30.742

Subject to final scrutineering!

Publications Time:

Clerk of the course:

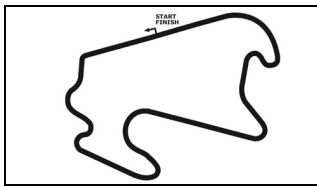
Time Keeping:

ver: 1.0

www.adac.de/motorsport

Page 1 / 1 printed: 3.6.2016 14:32

CERTINA
SWISS WATCHES



ADAC Formel 4

Result List Qualifying Gruppe A 2nd Best Time

Provisional



Lausitzring, Length: 3478m
Air temperature: 23.64°C
Track temperature: 22.23°C
Weather condition: Dry

DMSB Reg. Nr.: 171/2016

Friday, June 03, 2016 14:10:00

started : 19 classified : 19 not classified : 0

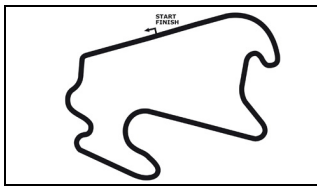
Nr.	Drivers	Sponsor	Lap	Best Time	Gap	Diff	Kph	Day Time
Cl.	Car	Competitor						
1	96 J.Mawson(DEU) ADAC Formel 4 powered by Abarth	Van Amersfoort Racing	9	1:22.625			151.5	14:24:19
2	5 L.Zendeli(DEU) R ADAC Formel 4 powered by Abarth	ADAC Berlin-Brandenburg e.V.	13	1:22.691	0.066	0.066	151.4	14:29:48
3	35 K.Laliberte(FRA) ADAC Formel 4 powered by Abarth	Van Amersfoort Racing	12	1:22.717	0.092	0.026	151.3	14:27:39
4	14 T.Preining(AUT) ADAC Formel 4 powered by Abarth	Lechner Racing	8	1:22.727	0.102	0.010	151.3	14:21:36
5	25 M.Müller-Crepon(CHE) ADAC Formel 4 powered by Abarth	Van Amersfoort Racing	12	1:22.861	0.236	0.134	151.1	14:29:04
6	19 F.Scherer(CHE) R ADAC Formel 4 powered by Abarth	Jenzer Motorsport	12	1:22.947	0.322	0.086	150.9	14:28:54
7	40 L.Hoogenboom(NLD) R ADAC Formel 4 powered by Abarth	Van Amersfoort Racing	13	1:22.979	0.354	0.032	150.8	14:30:01
8	99 S.Flörsch(DEU) ADAC Formel 4 powered by Abarth	Motopark	11	1:23.055	0.430	0.076	150.7	14:27:59
9	15 M.Waldherr(DEU) ADAC Formel 4 powered by Abarth	Lechner Racing	11	1:23.369	0.744	0.314	150.1	14:27:46
10	27 L.Gachot(GBR) ADAC Formel 4 powered by Abarth	US Racing	13	1:23.374	0.749	0.005	150.1	14:28:41
11	4 M.Baiz(ITA) ADAC Formel 4 powered by Abarth	ADAC Berlin-Brandenburg e.V.	13	1:23.387	0.762	0.013	150.1	14:30:09
12	33 J.Aberdein(ZAF) R ADAC Formel 4 powered by Abarth	Motopark	12	1:23.419	0.794	0.032	150.0	14:28:59
13	81 N.Nielsen(DNK) R ADAC Formel 4 powered by Abarth	Neuhauser Racing	11	1:23.435	0.810	0.016	150.0	14:27:27
14	46 M.Auricchio(DEU) ADAC Formel 4 powered by Abarth	Team Timo Scheider GmbH	12	1:23.476	0.851	0.041	149.9	14:28:48
15	7 O.Söderström(SWE) ADAC Formel 4 powered by Abarth	ADAC Berlin-Brandenburg e.V.	12	1:23.587	0.962	0.111	149.7	14:29:20
16	30 K.Gulbrandsen(NOR) R ADAC Formel 4 powered by Abarth	Team Timo Scheider GmbH	6	1:23.686	1.061	0.099	149.6	14:18:56
17	9 R.Feller(CHE) R ADAC Formel 4 powered by Abarth	ADAC Berlin-Brandenburg e.V.	7	1:24.325	1.700	0.639	148.4	14:21:43
18	24 R.Brezina(DEU) ADAC Formel 4 powered by Abarth	Robin Brezina	4	1:24.393	1.768	0.068	148.3	14:16:58
19	3 C.Schreiner(DEU) ADAC Formel 4 powered by Abarth	US Racing	7	1:25.553	2.928	1.160	146.3	14:20:52

Subject to final scrutineering!

Publications Time:

Clerk of the course:

Time Keeping:



ADAC Formel 4

Sector List Qualifying Gruppe A



Provisional

DMSB Reg. Nr.: 171/2016



Lausitzring, Length: 3478m
Air temperature: 23.64°C
Track temperature: 22.23°C
Weather condition: Dry

Friday, June 03, 2016 14:10:00

Lap	Time	SE1	SP1	SE2	SP2	SE3	SP3	TSP	Lap	Time	SE1	SP1	SE2	SP2	SE3	SP3	TSP
3 Schreiner, DEU									theoretical besttime: 1:25.395								
1	2:00.917	46.569	105	29.528	136	44.820	178		6	1:25.524	28.309	163	21.820	195	35.395	210	217
2	1:39.644	34.066	124	25.748	158	39.830	210	173	7	1:25.553	28.180	163	21.834	195	35.539	210	217
3	1:27.726	29.368	161	22.354	196	36.004	210	217	8	1:30.951	28.921	162	23.522	193	38.508	209	217
4	1:26.948	28.864	161	22.207	194	35.877	209	217	9	1:27.514	28.953	163	22.409	194	36.152	209	216
5	1:26.162	28.588	162	22.098	195	35.476	209	216	10	1:36.704	28.651	163	22.785	194	45.268		217

4 Baiz, ITA									theoretical besttime: 1:23.271								
1	3:03.353	1:58.237	136	26.067	147	39.049	198		8	1:24.900	27.771	164	21.208	200	35.921	211	217
2	1:31.423	31.782	142	22.589	169	37.052	206	198	9	1:23.882	27.865	163	21.261	198	34.756	212	218
3	1:28.297	28.459	147	22.928	157	36.910	208	212	10	1:23.660	27.723	163	21.269	199	34.668	209	218
4	1:24.790	27.814	163	21.459	197	35.517	211	216	11	1:23.755	27.767	163	21.252	199	34.736	210	218
5	1:30.183	27.780	164	25.961	148	36.442	212	218	12	1:23.337	27.501	165	21.108	200	34.728	210	219
6	1:24.277	27.956	164	21.243	198	35.078	210	218	13	1:23.387	27.605	165	21.102	198	34.680	212	217
7	1:23.946	27.740	164	21.279	199	34.927	211	217									

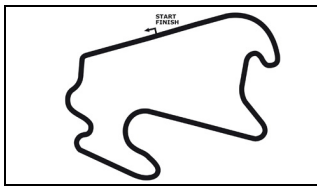
5 Zendeli, DEU									theoretical besttime: 1:22.543								
1	2:48.435	1:43.805	130	25.768	166	38.862	192		8	1:23.037	27.379	166	21.170	200	34.488	212	220
2	1:26.898	29.755	165	21.918	197	35.225	212	184	9	1:23.472	27.365	166	21.225	200	34.882	213	219
3	1:24.342	28.008	165	21.408	200	34.926	213	219	10	1:25.767	28.033	163	22.291	195	35.443	213	221
4	1:23.467	27.702	166	21.212	200	34.553	214	219	11	1:34.470	38.357	158	21.587	199	34.526	213	220
5	1:23.221	27.364	166	21.220	201	34.637	212	220	12	1:22.780	27.370	166	21.048	201	34.362	213	221
6	1:25.983	29.575	160	21.626	200	34.782	213	220	13	1:22.691	27.375	166	20.974	201	34.342	214	220
7	1:23.147	27.416	166	21.171	201	34.560	213	220	14	1:22.567	27.302	166	20.998	201	34.267	213	221

7 Söderström, SWE									theoretical besttime: 1:23.310								
1	3:37.499	2:36.978	155	23.856	180	36.665	208		8	1:23.963	27.836	165	21.382	198	34.745	211	217
2	1:28.149	30.480	157	22.407	193	35.262	210	196	9	1:23.745	27.691	165	21.347	199	34.707	213	218
3	1:35.410	33.706	111	25.874	180	35.830	210	217	10	1:24.027	27.699	165	21.553	198	34.775	213	218
4	1:24.492	28.061	164	21.647	197	34.784	211	218	11	1:26.406	29.209	157	22.134	198	35.063	211	219
5	1:24.231	27.878	164	21.553	198	34.800	211	219	12	1:23.587	27.672	165	21.274	200	34.641	212	218
6	1:23.894	27.683	165	21.440	200	34.771	211	218	13	1:23.310	27.493	166	21.213	200	34.604	212	220
7	1:24.425	27.826	165	21.855	198	34.744	210	220									

9 Feller, CHE									theoretical besttime: 1:24.001								
1	3:10.604	2:10.397	150	23.668	172	36.539	210		7	1:24.325	28.085	164	21.463	200	34.777	214	219
2	1:27.725	29.144	164	22.305	196	36.276	211	219	8	1:24.690	27.996	165	21.814	198	34.880	214	220
3	1:25.919	28.994	163	21.630	198	35.295	212	219	9	1:24.237	27.937	166	21.531	198	34.769	216	221
4	1:25.147	28.421	164	21.668	198	35.058	213	221	10	1:24.444	28.044	162	21.492	200	34.908	213	222
5	1:24.649	28.134	165	21.528	198	34.987	214	222	11	1:27.259	27.992	164	21.295	200	37.972		222
6	1:24.552	28.004	164	21.636	198	34.912	213	222	12	2:41.455	1:44.852	164	21.583	198	35.020	214	

14 Preining, AUT									theoretical besttime: 1:22.465								
1	1:35.762	33.430	138	24.486	167	37.846	186		7	1:23.856	28.084	163	21.372	198	34.400	211	218
2	1:28.260	29.802	130	22.596	168	35.862	210	190	8	1:22.727	27.314	164	20.969	199	34.444	211	218
3	1:28.646	30.326	126	22.856	178	35.464	210	217	9	2:10.241	28.651	163	21.260	198	1:20.330		219
4	1:26.063	27.800	165	23.114	180	35.149	210	218	10	2:48.849	1:45.846	117	24.596	172	38.407	211	
5	1:23.199	27.631	164	21.091	199	34.477	213	217	11	1:22.562	27.411	165	20.844	201	34.307	212	218
6	1:27.757	30.150	158	22.654	195	34.953	211	221	12		32.757	151	24.462	168			209

15 Waldherr, DEU									theoretical besttime: 1:23.247								
1	1:36.396	32.947	137	25.808	154	37.641	188		8	3:17.931	2:19.243	158	23.082	191	35.606	206	
2	1:28.426	29.867	155	22.761	190	35.798	213	192	9	1:23.957	28.052	163	21.184	199	34.721	211	214
3	1:26.198	28.946	159	22.092	197	35.160	209	218	10	1:23.554	27.671	164	21.174	200	34.709	211	218
4	1:25.375	29.054	163	21.436	198	34.885	210	216	11	1:23.369	27.489	164	21.164	199	34.716	211	219
5	1:24.537	27.860	165	21.465		35.212	215	218	12	1:23.345	27.583	164	21.063	200	34.699	211	219
6	1:27.338	28.296	164	21.745	195	37.297	210	222	13	1:23.634	27.485	165	21.442	198	34.707	212	218
7	1:28.978	29.370	142	22.750	196	36.858		217									



ADAC Formel 4

Sector List Qualifying Gruppe A



Provisional

DMSB Reg. Nr.: 171/2016



Lausitzring, Length: 3478m
Air temperature: 23.64°C
Track temperature: 22.23°C
Weather condition: Dry

Friday, June 03, 2016 14:10:00

Lap	Time	SE1	SP1	SE2	SP2	SE3	SP3	TSP	Lap	Time	SE1	SP1	SE2	SP2	SE3	SP3	TSP
-----	------	-----	-----	-----	-----	-----	-----	-----	-----	------	-----	-----	-----	-----	-----	-----	-----

19 Scherer, CHE

theoretical besttime: 1:22.829

1	1:49.580	46.112	137	25.919	178	37.549	194		8	2:54.469	1:55.580	122	23.362	182	35.527	210	
2	1:28.959	30.108	159	22.076	189	36.775	208	190	9	1:23.854	27.665	163	21.313	197	34.876	209	218
3	1:27.024	28.224	162	22.017	171	36.783	207	217	10	1:23.171	27.416	162	21.185	197	34.570	210	216
4	1:25.567	27.684	163	21.298	198	36.585	209	215	11	1:23.042	27.417	163	21.156	198	34.469	210	217
5	1:23.882	27.570	163	21.344	197	34.968	211	216	12	1:22.947	27.481	163	21.095	198	34.371	210	217
6	1:24.375	27.574	163	21.505	197	35.296	210	218	13	1:22.900	27.363	163	21.110	198	34.427	211	218
7	1:27.555	29.173	162	21.639	196	36.743		217									

24 Brezina, DEU

theoretical besttime: 1:24.092

1	2:40.467	1:37.954	150	24.653	185	37.860	203		7	1:32.523	27.800	164	24.375	132	40.348	208	217
2	1:28.091	29.807	157	22.243	190	36.041	209	209	8	1:32.861	34.287	161	22.976	178	35.598	212	217
3	1:25.043	28.313	163	21.848	197	34.882	210	217	9	1:24.461	27.853	164	21.617	197	34.991	211	219
4	1:24.393	27.906	163	21.545	197	34.942	212	217	10	1:24.585	28.024	163	21.582	198	34.979	210	219
5	1:27.039	27.929	163	21.730	196	37.380		218	11	1:24.391	28.082	163	21.538	197	34.771	209	218
6	2:05.591	1:05.468	154	23.846	123	36.277	210		12	1:36.447	27.783	164	21.658	197	47.006		217

25 Müller-Crepon, CHE

theoretical besttime: 1:22.754

1	1:53.202	49.543	117	26.234	160	37.425	201		8	1:24.869	28.506	162	21.773	198	34.590	210	217
2	1:28.726	29.556	161	23.506	167	35.664	209	188	9	1:24.131	28.241	164	21.228	198	34.662	210	217
3	1:25.772	28.962	162	21.609	197	35.201	209	216	10	1:23.337	27.642	163	21.074	200	34.621	212	217
4	1:24.540	28.038	163	21.565	196	34.937	211	216	11	1:23.179	27.630	165	21.244	199	34.305	211	219
5	1:26.401	28.514	163	21.419	198	36.468		218	12	1:22.861	27.488	165	21.010	199	34.363	211	218
6	3:00.509	1:57.508	131	24.185	130	38.816	190		13	1:22.759	27.481	164	21.015	199	34.263	211	218
7	1:26.589	29.384	136	22.266	197	34.939	209	186									

27 Gachot, GBR

theoretical besttime: 1:23.272

1	1:33.160	31.307	150	24.795	182	37.058	207		8	1:25.759	27.815	164	21.688	198	36.256	211	219
2	1:27.972	29.863	161	22.393	191	35.716	210	213	9	1:24.493	28.022	164	21.704	199	34.767	212	219
3	1:26.229	28.717	162	22.212	198	35.300	212	217	10	1:23.882	27.793	164	21.389	199	34.700	213	219
4	1:25.640	28.292	165	22.110	196	35.238	210	219	11	1:23.993	27.636	164	21.586	197	34.771	213	220
5	1:27.735	28.775	163	23.340	191	35.620	211	217	12	1:23.272	27.507	164	21.269	200	34.496	212	220
6	1:30.950	31.479	162	22.755	199	36.716	211	218	13	1:23.374	27.537	165	21.310	200	34.527	213	219
7	1:24.755	28.251	164	21.649	199	34.855	211	218	14		28.933	162	22.149	197			220

30 Gulbrandsen, NOR

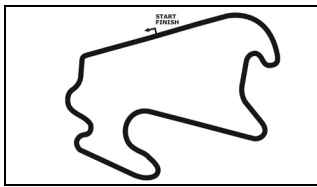
theoretical besttime: 1:23.374

1	1:47.573	45.649	151	24.883	165	37.041	210		8	1:24.052	27.867	163	21.381	200	34.804	211	217
2	1:29.311	29.618	160	22.176	193	37.517	210	214	9	1:25.675	28.274	162	22.113	196	35.288	210	217
3	1:26.074	29.087	163	21.744	198	35.243	209	217	10	1:23.805	27.727	163	21.242	198	34.836	210	216
4	1:25.139	28.194	163	21.905	197	35.040	210	216	11	1:23.786	27.752	164	21.191	200	34.843	210	216
5	1:24.054	27.810	163	21.356	198	34.888	212	217	12	1:23.868	27.869	162	21.249	200	34.750	210	219
6	1:23.686	27.711	163	21.228	196	34.747	213	219	13	1:23.410	27.598	163	21.227	198	34.585	210	217
7	1:24.143	27.861	164	21.372	199	34.910	210	218	14	1:23.743	27.719	163	21.399	197	34.625	211	219

33 Aberdein, ZAF

theoretical besttime: 1:23.181

1	1:44.441	40.009	140	25.250	159	39.182	177		8	1:26.061	27.969	165	21.189	200	36.903		219
2	1:31.280	30.918	160	22.538	193	37.824	190	179	9	2:51.007	1:51.401	159	22.633	177	36.973	189	
3	1:36.937	30.747	119	26.515	141	39.675	195	198	10	1:26.495	30.229	159	21.632	201	34.634	213	189
4	1:24.893	28.593	164	21.448	199	34.852	213	207	11	1:23.246	27.492	165	21.184	200	34.570	212	220
5	1:24.089	27.861	164	21.345	201	34.883	212	219	12	1:23.419	27.450	166	21.422	201	34.547	213	219
6	1:23.657	27.760	165	21.218	201	34.679	212	220	13	1:23.477	27.712	166	21.210	200	34.555	212	219
7	1:23.711	27.618	165	21.315	200	34.778	209	220									



ADAC Formel 4

Sector List Qualifying Gruppe A



Provisional

DMSB Reg. Nr.: 171/2016



Lausitzring, Length: 3478m
Air temperature: 23.64°C
Track temperature: 22.23°C
Weather condition: Dry

Friday, June 03, 2016 14:10:00

Lap	Time	SE1	SP1	SE2	SP2	SE3	SP3	TSP	Lap	Time	SE1	SP1	SE2	SP2	SE3	SP3	TSP
35 Laliberte, FRA									theoretical besttime: 1:22.429								
1	1:47.362	40.969	153	26.290	181	40.103	193		8	1:22.936	27.309	165	21.073	200	34.554	211	218
2	1:37.324	31.271	138	28.609	158	37.444	192	201	9	1:23.972	27.886	164	21.414	200	34.672	212	217
3	1:37.102	32.153	104	29.492	171	35.457	210	200	10	1:22.757	27.319	165	21.103	200	34.335	213	219
4	1:24.551	28.451	164	21.515	198	34.585	212	217	11	1:30.177	32.104	117	23.292	199	34.781	213	221
5	1:24.388	27.589	165	21.212	199	35.587	212	219	12	1:22.717	27.186	165	21.204	199	34.327	212	220
6	1:23.134	27.503	165	21.287	200	34.344	212	219	13	1:22.493	27.241	165	21.082	200	34.170	213	219
7	1:23.078	27.437	165	21.114	200	34.527	211	220	14		27.422	165	21.083	200			220

40 Hoogenboom, NLD									theoretical besttime: 1:22.766								
1	2:56.827	1:50.876	140	26.212	141	39.739	157		8	1:24.305	28.116	162	21.386	198	34.803	210	217
2	1:29.994	31.454	142	22.962	178	35.578	209	161	9	1:23.573	27.563	165	21.397	197	34.613	211	217
3	1:28.605	28.452	162	24.495	156	35.658	210	216	10	1:23.232	27.566	164	21.258	198	34.408	211	218
4	1:28.855	28.503	164	21.733	197	38.619	211	217	11	1:23.078	27.568	164	21.182	198	34.328	212	218
5	1:28.769	28.202	163	22.621	201	37.946	212	218	12	1:22.766	27.331	165	21.141	198	34.294	212	218
6	1:23.927	27.836	165	21.480	200	34.611	213	219	13	1:22.979	27.470	165	21.188	197	34.321	212	218
7	1:23.862	27.726	165	21.303	201	34.833	211	221									

46 Auricchio, DEU									theoretical besttime: 1:23.317								
1	1:49.301	46.600	144	25.679	177	37.022	204		8	1:24.086	27.821	163	21.222	199	35.043	211	219
2	1:28.098	29.466	157	21.743	191	36.889	212	207	9	1:26.894	27.837	162	21.384	200	37.673		218
3	1:26.031	28.918	162	21.648	200	35.465	210	217	10	2:47.283	1:51.322	161	21.268	198	34.693	211	
4	1:25.605	27.980	165	22.573	186	35.052	211	219	11	1:23.580	27.620	163	21.237	198	34.723	210	217
5	1:24.548	28.028	161	21.529	198	34.991	211	219	12	1:23.476	27.608	163	21.271	199	34.597	212	217
6	1:24.765	27.934	163	21.454	196	35.377	214	218	13	1:23.373	27.513	165	21.207	197	34.653	211	217
7	1:24.723	28.164	164	21.369	198	35.190	211	221									

81 Nielsen, DNK									theoretical besttime: 1:23.129								
1	1:51.853	45.408	144	26.930	144	39.515	180		8	2:34.099	1:31.099	152	24.938	168	38.062	206	
2	1:37.782	30.848	136	29.457	138	37.477	206	187	9	1:27.438	28.905	160	22.893	187	35.640	210	210
3	1:28.980	29.288	162	23.551	187	36.141	209	214	10	1:23.809	27.871	165	21.244	198	34.694	212	217
4	1:24.810	28.145	163	21.637	196	35.028	211	216	11	1:23.435	27.567	164	21.256	198	34.612	212	219
5	1:24.051	27.931	164	21.363	197	34.757	211	217	12	1:23.175	27.522	165	21.263	199	34.390	213	219
6	1:24.282	27.874	164	21.527	196	34.881	211	219	13	1:23.888	27.495	165	21.524	198	34.869	212	220
7	1:26.354	27.641	164	21.472	198	37.241		218									

96 Mawson, DEU									theoretical besttime: 1:22.500								
1	1:51.634	48.314	125	26.050	149	37.270	211		8	1:22.809	27.479	164	21.025	200	34.305	212	219
2	1:34.969	29.453	164	22.422	193	43.094	165	210	9	1:22.625	27.409	165	20.951	201	34.265	213	218
3	1:25.886	29.510	163	21.494	195	34.882	211	173	10	1:22.706	27.345	165	21.073	201	34.288	213	220
4	1:23.297	27.686	164	21.245	199	34.366	213	218	11	1:22.978	27.360	164	21.272	199	34.346	213	220
5	1:23.348	27.743	165	21.104	200	34.501	213	220	12	1:22.877	27.545	165	21.023	201	34.309	214	221
6	1:25.150	27.445	164	21.132	200	36.573		221	13	1:22.616	27.368	165	21.044	201	34.204	214	221
7	2:29.603	1:32.316	161	22.169	196	35.118	213		14	1:22.680	27.345	165	21.107	201	34.228	214	221

99 Flörsch, DEU									theoretical besttime: 1:22.877								
1	2:34.243	1:33.112	131	24.455	162	36.676	201		8	1:26.478	27.924	164	21.455	198	37.099		218
2	1:27.402	29.241	149	22.564	165	35.597	211	201	9	2:44.676	1:46.604	132	22.742	184	35.330	212	
3	1:24.293	28.135	164	21.329	199	34.829	211	220	10	1:23.881	27.834	165	21.112	198	34.935	213	218
4	1:23.970	27.997	164	21.242	198	34.731	213	218	11	1:23.055	27.450	165	20.994	200	34.611	213	221
5	1:24.040	27.758	165	21.341	198	34.941	211	218	12	1:24.507	28.369	165	21.219	197	34.919	212	220
6	1:23.895	27.719	165	21.346	199	34.830	212	218	13	1:23.038	27.550	165	21.055	199	34.433	213	219
7	1:23.428	27.622	164	21.151	198	34.655	211	220									