

Ergebnis

ADAC Mini Bike Cup

2016

V1 Faßberg I

am

07.05.2016

Einsteigerklasse

Einsteiger

Faßberg 1,020 Km

Freies Training Gruppe 1

07.05.2016 10:15

Training (15:00 Zeit) started at 10:17:59

Pos.	St.Nr.	Name	Klasse	Beste Zeit.	Diff.	Beste Geschw.	In Runde	Fahrzeug	Nat.
1	3	Dustin Schneider	Einsteiger	1:02.411		58,836	7	NFS 100	GER
2	19	Max Schmidt	Einsteiger	1:04.216	1.805	57,182	4	NFS 100	GER
3	53	Jonás Kocourek	Einsteiger	1:04.261	1.850	57,142	6	NFS 100	CZE
4	21	Emilie Siebert	Einsteiger	1:04.838	2.427	56,633	5	NFS 100	GER
5	55	Jordan Bartucca	Einsteiger	1:06.456	4.045	55,255	4	NFS 100	SUI
6	11	Lennard Göttlich	Einsteiger	1:06.628	4.217	55,112	7	NFS 100	GER
7	1	Marco Schweitzer	Einsteiger	1:07.130	4.719	54,700	7	NFS 100	GER
8	63	Tino Hole	Einsteiger	1:07.276	4.865	54,581	7	NFS 100	DEN
9	61	Robin Senn	Einsteiger	1:07.389	4.978	54,490	6	NFS 100	SUI
10	7	Justian Bräuer	Einsteiger	1:09.362	6.951	52,940	6	NFS 100	GER
11	15	Fynn Skeide	Einsteiger	1:10.822	8.411	51,848	6	NFS 100	GER
12	5	Enrico Caruso	Einsteiger	1:21.284	18.873	45,175	3	NFS 100	GER

ADAC Mini Bike Rennen Faßberg


Einsteiger

Freies Training Gruppe 1

Training (15:00 Zeit) started at 10:17:59

Faßberg 1,020 Km

07.05.2016 10:15



Runde	Rundenzeit	Diff.	Tageszeit
(3) Dustin Schneider			
1	1:09.629	+7.218	10:20:16.128
2	1:06.631	+4.220	10:21:22.759
3	1:06.679	+4.268	10:22:29.438
4	1:04.578	+2.167	10:23:34.016
5	1:03.867	+1.456	10:24:37.883
6	1:03.142	+0.731	10:25:41.025
7	1:02.411		10:26:43.436
8	1:49.758	+47.347	10:28:33.194
(19) Max Schmidt			
1	1:11.684	+7.468	10:20:26.005
2	2:26.744	+1:22.528	10:22:52.749
3	1:55.720	+51.504	10:24:48.469
4	1:04.216		10:25:52.685
5	1:04.943	+0.727	10:26:57.628
6	1:44.372	+40.156	10:28:42.000
(53) Jonás Kocourek			
1	1:12.015	+7.754	10:20:23.686
2	1:07.671	+3.410	10:21:31.357
3	1:07.988	+3.727	10:22:39.345
4	1:06.052	+1.791	10:23:45.397
5	1:07.120	+2.859	10:24:52.517
6	1:04.261		10:25:56.778
7	1:04.942	+0.681	10:27:01.720
8	1:43.170	+38.909	10:28:44.890
(21) Emilie Siebert			
1	1:07.715	+2.877	10:20:39.402
2	1:07.178	+2.340	10:21:46.580
3	1:11.271	+6.433	10:22:57.851
4	1:07.300	+2.462	10:24:05.151
5	1:04.838		10:25:09.989
6	1:07.966	+3.128	10:26:17.955
7	1:07.257	+2.419	10:27:25.212
8	2:07.627	+1:02.789	10:29:32.839
(55) Jordan Bartucca			
1	1:14.161	+7.705	10:22:24.588
2	1:09.402	+2.946	10:23:33.990
3	1:06.982	+0.526	10:24:40.972
4	1:06.456		10:25:47.428
5	1:06.639	+0.183	10:26:54.067
6	1:40.412	+33.956	10:28:34.479
(11) Lennard Göttlich			
1	1:17.276	+10.648	10:20:28.390
2	1:11.339	+4.711	10:21:39.729
3	1:10.286	+3.658	10:22:50.015
4	1:09.728	+3.100	10:23:59.743
5	1:08.505	+1.877	10:25:08.248
6	1:07.690	+1.062	10:26:15.938
7	1:06.628		10:27:22.566
8	1:37.071	+30.443	10:28:59.637
(1) Marco Schweizer			
1	1:15.955	+8.825	10:20:27.899
2	1:10.901	+3.771	10:21:38.800
3	1:10.814	+3.684	10:22:49.614
4	1:09.876	+2.746	10:23:59.490
5	1:09.776	+2.646	10:25:09.266
6	1:08.273	+1.143	10:26:17.539
7	1:07.130		10:27:24.669
8	1:51.763	+44.633	10:29:16.432

Runde	Rundenzeit	Diff.	Tageszeit
(63) Tino Hole			
1	1:14.436	+7.160	10:20:25.833
2	1:12.468	+5.192	10:21:38.301
3	1:10.969	+3.693	10:22:49.270
4	1:09.878	+2.602	10:23:59.148
5	1:09.674	+2.398	10:25:08.822
6	1:08.238	+0.962	10:26:17.060
7	1:07.276		10:27:24.336
8	1:48.815	+41.539	10:29:13.151
(61) Robin Senn			
1	1:16.317	+8.928	10:20:29.942
2	1:15.738	+8.349	10:21:45.680
3	1:13.158	+5.769	10:22:58.838
4	1:09.241	+1.852	10:24:08.079
5	1:07.691	+0.302	10:25:15.770
6	1:07.389		10:26:23.159
7	1:07.742	+0.353	10:27:30.901
8	2:12.371	+1:04.982	10:29:43.272
(7) Justian Bräuer			
1	1:12.378	+3.016	10:20:31.109
2	1:15.228	+5.866	10:21:46.337
3	1:13.330	+3.968	10:22:59.667
4	1:10.947	+1.585	10:24:10.614
5	1:10.781	+1.419	10:25:21.395
6	1:09.362		10:26:30.757
7	1:12.200	+2.838	10:27:42.957
8	1:45.575	+36.213	10:29:28.532
(15) Fynn Skeide			
1	1:16.120	+5.298	10:20:30.212
2	1:15.776	+4.954	10:21:45.988
3	1:13.380	+2.558	10:22:59.368
4	1:10.932	+0.110	10:24:10.300
5	1:41.964	+31.142	10:25:52.264
6	1:10.822		10:27:03.086
7	1:59.529	+48.707	10:29:02.615
(5) Enrico Caruso			
1	1:23.558	+2.274	10:20:47.565
2	1:24.760	+3.476	10:22:12.325
3	1:21.284		10:23:33.609
4	1:24.844	+3.560	10:24:58.453
5	1:21.562	+0.278	10:26:20.015
6	1:23.471	+2.187	10:27:43.486
7	2:08.774	+47.490	10:29:52.260

Zeitnahmekommissar & Auswertung Orbits

Rennleiter



ADAC Mini Bike Cup

ADAC Mini Bike Rennen Faßberg

Nach bester Rundenzeit sortiert

Einsteiger

Faßberg 1,020 Km

Freies Training Gruppe 2

07.05.2016 10:35

Training started at 10:35:17

Pos.	St.Nr.	Name	Klasse	Beste Zeit.	Diff.	Beste Geschw.	In Runde	Fahrzeug	Nat.
1	18	Justin Hänse	Einsteiger	1:01.175		60,025	7	NFS 100	GER
2	4	Lennox Lehmann	Einsteiger	1:01.968	0.793	59,256	8	NFS 100	GER
3	6	Phillip Kastl	Einsteiger	1:03.680	2.505	57,663	1	NFS 100	GER
4	12	Lucy Michel	Einsteiger	1:04.632	3.457	56,814	10	NFS 100	GER
5	10	Justin Baumeister	Einsteiger	1:05.118	3.943	56,390	4	NFS 100	GER
6	60	Reinier Saris	Einsteiger	1:05.254	4.079	56,272	8	NFS 100	NED
7	52	Maxim Repák	Einsteiger	1:05.274	4.099	56,255	8	NFS 100	SVK
8	2	Jannik Jöst	Einsteiger	1:06.287	5.112	55,395	4	NFS 100	GER
9	54	Kilian Holzer	Einsteiger	1:08.607	7.432	53,522	4	NFS 100	AUT
10	58	Patrik Carda	Einsteiger	1:09.722	8.547	52,666	8	NFS 100	CZE

Zeitnahmekommissar & Auswertung

Orbits

Rennleiter

PARTNER



ADAC Mini Bike Rennen Faßberg

Einsteiger

Faßberg 1,020 Km

Freies Training Gruppe 2

07.05.2016 10:35

Training started at 10:35:17

Runde	Rundenzeit	Diff.	Tageszeit
(18) Justin Hänse			
1	1:07.645	+6.470	10:37:47.933
2	1:07.651	+6.476	10:38:55.584
3	1:08.348	+7.173	10:40:03.932
4	1:02.056	+0.881	10:41:05.988
5	1:01.270	+0.095	10:42:07.258
6	1:02.007	+0.832	10:43:09.265
7	1:01.175		10:44:10.440
8	1:01.260	+0.085	10:45:11.700
9	1:03.917	+2.742	10:46:15.617
10	1:01.201	+0.026	10:47:16.818
11	2:16.315	+1:15.140	10:49:33.133

Runde	Rundenzeit	Diff.	Tageszeit
(4) Lennox Lehmann			
1	1:04.293	+2.325	10:37:22.059
2	1:11.704	+9.736	10:38:33.763
3	1:03.365	+1.397	10:39:37.128
4	1:02.310	+0.342	10:40:39.438
5	1:02.688	+0.720	10:41:42.126
6	1:06.223	+4.255	10:42:48.349
7	1:02.396	+0.428	10:43:50.745
8	1:01.968		10:44:52.713
9	1:03.289	+1.321	10:45:56.002
10	1:02.256	+0.288	10:46:58.258
11	1:03.290	+1.322	10:48:01.548
12	2:06.225	+1:04.257	10:50:07.773

Runde	Rundenzeit	Diff.	Tageszeit
(6) Philip Kastl			
1	1:03.680		10:37:21.767

Runde	Rundenzeit	Diff.	Tageszeit
(12) Lucy Michel			
1	1:07.899	+3.267	10:37:29.497
2	1:07.414	+2.782	10:38:36.911
3	1:06.051	+1.419	10:39:42.962
4	1:05.493	+0.861	10:40:48.455
5	1:05.535	+0.903	10:41:53.990
6	1:06.455	+1.823	10:43:00.445
7	1:05.116	+0.484	10:44:05.561
8	1:05.721	+1.089	10:45:11.282
9	1:05.598	+0.966	10:46:16.880
10	1:04.632		10:47:21.512
11	2:29.740	+1:25.108	10:49:51.252

Runde	Rundenzeit	Diff.	Tageszeit
(10) Justin Baumeister			
1	1:12.544	+7.426	10:37:38.239
2	1:53.731	+48.613	10:39:31.970
3	1:06.025	+0.907	10:40:37.995
4	1:05.118		10:41:43.113
5	1:08.251	+3.133	10:42:51.364
6	1:05.185	+0.067	10:43:56.549
7	1:05.390	+0.272	10:45:01.939
8	1:05.498	+0.380	10:46:07.437
9	1:05.377	+0.259	10:47:12.814
10	2:26.510	+1:21.392	10:49:39.324

Runde	Rundenzeit	Diff.	Tageszeit
(60) Reinier Saris			
1	1:13.076	+7.822	10:37:45.718
2	1:12.160	+6.906	10:38:57.878
3	1:07.464	+2.210	10:40:05.342
4	1:08.257	+3.003	10:41:13.599
5	1:08.884	+3.630	10:42:22.483
6	1:06.359	+1.105	10:43:28.842
7	1:05.741	+0.487	10:44:34.583
8	1:05.254		10:45:39.837
9	1:05.717	+0.463	10:46:45.554

Runde	Rundenzeit	Diff.	Tageszeit
10	1:07.549	+2.295	10:47:53.103
11	2:02.211	+56.957	10:49:55.314
(52) Maxim Repák			
1	1:10.297	+5.023	10:38:02.185
2	1:07.731	+2.457	10:39:09.916
3	1:05.980	+0.706	10:40:15.896
4	1:05.783	+0.509	10:41:21.679
5	1:06.454	+1.180	10:42:28.133
6	1:06.142	+0.868	10:43:34.275
7	1:05.774	+0.500	10:44:40.049
8	1:05.274		10:45:45.323
9	1:07.256	+1.982	10:46:52.579
10	1:28.278	+23.004	10:48:20.857
11	1:54.533	+49.259	10:50:15.390

Runde	Rundenzeit	Diff.	Tageszeit
(2) Jannik Jöst			
1	1:11.837	+5.550	10:37:41.550
2	1:13.681	+7.394	10:38:55.231
3	1:08.596	+2.309	10:40:03.827
4	1:06.287		10:41:10.114

Runde	Rundenzeit	Diff.	Tageszeit
(54) Kilian Holzer			
1	1:11.597	+2.990	10:37:37.944
2	1:16.774	+8.167	10:38:54.718
3	1:10.077	+1.470	10:40:04.795
4	1:08.607		10:41:13.402
5	1:10.496	+1.889	10:42:23.898
6	1:38.640	+30.033	10:44:02.538
7	1:08.699	+0.092	10:45:11.237
8	1:56.950	+48.343	10:47:08.187
9	2:08.096	+59.489	10:49:16.283

Runde	Rundenzeit	Diff.	Tageszeit
(58) Patrik Carda			
1	1:14.350	+4.628	10:37:45.579
2	1:13.790	+4.068	10:38:59.369
3	1:10.346	+0.624	10:40:09.715
4	1:10.532	+0.810	10:41:20.247
5	1:14.278	+4.556	10:42:34.525
6	2:11.416	+1:01.694	10:44:45.941
7	1:09.959	+0.237	10:45:55.900
8	1:09.722		10:47:05.622
9	2:17.609	+1:07.887	10:49:23.231

Zeitnahmekommissar & Auswertung

Rennleiter

PARTNER

Orbits



ADAC Mini Bike Rennen Faßberg

Nach bester Rundenzeit sortiert

Einsteiger

Faßberg 1,020 Km

1. Zeittraining Gruppe 1

07.05.2016 11:20

Qualifikation (15:00 Zeit) started at 11:20:13

Pos.	St.Nr.	Name	Klasse	Beste Zeit.	Diff.	Beste Geschw.	In Runde	Fahrzeug	Nat.
1	19	Max Schmidt	Einsteiger	1:00.695		60,499	7	NFS 100	GER
2	3	Dustin Schneider	Einsteiger	1:00.902	0.207	60,294	7	NFS 100	GER
3	53	Jonás Kocourek	Einsteiger	1:01.804	1.109	59,414	10	NFS 100	CZE
4	63	Tino Hole	Einsteiger	1:03.128	2.433	58,168	13	NFS 100	DEN
5	55	Jordan Bartucca	Einsteiger	1:03.256	2.561	58,050	5	NFS 100	SUI
6	11	Lennard Göttlich	Einsteiger	1:03.421	2.726	57,899	10	NFS 100	GER
7	61	Robin Senn	Einsteiger	1:04.023	3.328	57,354	13	NFS 100	SUI
8	21	Emilie Siebert	Einsteiger	1:04.409	3.714	57,011	5	NFS 100	GER
9	1	Marco Schweitzer	Einsteiger	1:05.341	4.646	56,197	12	NFS 100	GER
10	7	Justian Bräuer	Einsteiger	1:06.638	5.943	55,104	12	NFS 100	GER
11	15	Fynn Skeide	Einsteiger	1:06.913	6.218	54,877	2	NFS 100	GER
12	5	Enrico Caruso	Einsteiger	1:17.553	16.858	47,348	9	NFS 100	GER

Zeitnahmekommissar & Auswertung

Rennleiter



PARTNER

Orbits



ADAC Mini Bike Rennen Faßberg

Einsteiger

Faßberg 1,020 Km

1. Zeittraining Gruppe 1

07.05.2016 11:20

Qualifikation (15:00 Zeit) started at 11:20:13

Runde	Rundenzeit	Diff.	Tageszeit
(19) Max Schmidt			
1	1:04.197	+3.502	11:22:22.264
2	1:03.161	+2.466	11:23:25.425
3	1:01.972	+1.277	11:24:27.397
4	1:02.015	+1.320	11:25:29.412
5	1:01.508	+0.813	11:26:30.920
6	1:01.541	+0.846	11:27:32.461
7	1:00.695		11:28:33.156
8	1:03.284	+2.589	11:29:36.440
9	1:24.445	+23.750	11:31:00.885
10	1:01.860	+1.165	11:32:02.745
11	1:02.841	+2.146	11:33:05.586
12	1:02.171	+1.476	11:34:07.757
13	1:01.703	+1.008	11:35:09.460
(3) Dustin Schneider			
1	1:04.610	+3.708	11:22:19.328
2	1:02.596	+1.694	11:23:21.924
3	1:02.262	+1.360	11:24:24.186
4	1:01.901	+0.999	11:25:26.087
5	1:01.652	+0.750	11:26:27.739
6	1:03.988	+3.086	11:27:31.727
7	1:00.902		11:28:32.629
8	1:01.012	+0.110	11:29:33.641
9	1:01.278	+0.376	11:30:34.919
10	1:00.973	+0.071	11:31:35.892
11	1:02.013	+1.111	11:32:37.905
12	1:02.509	+1.607	11:33:40.414
13	1:01.552	+0.650	11:34:41.966
14	1:03.641	+2.739	11:35:45.607
(53) Jonás Kocourek			
1	1:05.555	+3.751	11:22:45.362
2	1:03.423	+1.619	11:23:48.785
3	1:03.247	+1.443	11:24:52.032
4	1:02.929	+1.125	11:25:54.961
5	1:02.531	+0.727	11:26:57.492
6	1:02.504	+0.700	11:27:59.996
7	1:02.123	+0.319	11:29:02.119
8	1:03.111	+1.307	11:30:05.230
9	1:02.077	+0.273	11:31:07.307
10	1:01.804		11:32:09.111
11	1:03.059	+1.255	11:33:12.170
12	1:02.798	+0.994	11:34:14.968
13	1:01.864	+0.060	11:35:16.832
(63) Tino Hole			
1	1:06.864	+3.736	11:22:24.340
2	1:05.493	+2.365	11:23:29.833
3	1:05.838	+2.710	11:24:35.671
4	1:05.353	+2.225	11:25:41.024
5	1:04.225	+1.097	11:26:45.249
6	1:04.540	+1.412	11:27:49.789
7	1:05.552	+2.424	11:28:55.341
8	1:04.762	+1.634	11:30:00.103
9	1:04.717	+1.589	11:31:04.820
10	1:04.091	+0.963	11:32:08.911
11	1:03.912	+0.784	11:33:12.823
12	1:03.519	+0.391	11:34:16.342
13	1:03.128		11:35:19.470
(55) Jordan Bartucca			
1	1:06.528	+3.272	11:22:25.152
2	1:05.035	+1.779	11:23:30.187
3	1:05.286	+2.030	11:24:35.473

Runde	Rundenzeit	Diff.	Tageszeit
4	1:04.572	+1.316	11:25:40.045
5	1:03.256		11:26:43.301
6	1:04.021	+0.765	11:27:47.322
7	1:03.970	+0.714	11:28:51.292
8	1:03.509	+0.253	11:29:54.801
9	1:03.755	+0.499	11:30:58.556
10	1:04.048	+0.792	11:32:02.604
11	1:03.990	+0.734	11:33:06.594
12	1:04.969	+1.713	11:34:11.563
13	1:26.576	+23.320	11:35:38.139
(11) Lennard Göttlich			
1	1:10.645	+7.224	11:22:48.116
2	1:06.442	+3.021	11:23:54.558
3	1:04.371	+0.950	11:24:58.929
4	1:04.317	+0.896	11:26:03.246
5	1:03.516	+0.095	11:27:06.762
6	1:03.537	+0.116	11:28:10.299
7	1:03.770	+0.349	11:29:14.069
8	1:04.917	+1.496	11:30:18.986
9	1:04.698	+1.277	11:31:23.684
10	1:03.421		11:32:27.105
11	1:04.187	+0.766	11:33:31.292
12	1:03.666	+0.245	11:34:34.958
13	1:05.154	+1.733	11:35:40.112
(61) Robin Senn			
1	1:06.117	+2.094	11:22:25.473
2	1:05.372	+1.349	11:23:30.845
3	1:05.448	+1.425	11:24:36.293
4	1:05.806	+1.783	11:25:42.099
5	1:05.654	+1.631	11:26:47.753
6	1:06.249	+2.226	11:27:54.002
7	1:07.988	+3.965	11:29:01.990
8	1:05.698	+1.675	11:30:07.688
9	1:04.340	+0.317	11:31:12.028
10	1:06.267	+2.244	11:32:18.295
11	1:04.642	+0.619	11:33:22.937
12	1:04.308	+0.285	11:34:27.245
13	1:04.023		11:35:31.268
(21) Emilie Siebert			
1	1:07.391	+2.982	11:22:23.698
2	1:37.211	+32.802	11:24:00.909
3	1:05.573	+1.164	11:25:06.482
4	1:04.411	+0.002	11:26:10.893
5	1:04.409		11:27:15.302
6	1:04.953	+0.544	11:28:20.255
7	1:04.830	+0.421	11:29:25.085
8	1:04.737	+0.328	11:30:29.822
9	1:05.002	+0.593	11:31:34.824
10	1:05.044	+0.635	11:32:39.868
11	1:04.519	+0.110	11:33:44.387
12	1:04.907	+0.498	11:34:49.294
13	1:05.449	+1.040	11:35:54.743
(1) Marco Schweizer			
1	1:07.099	+1.758	11:22:22.924
2	1:06.034	+0.693	11:23:28.958
3	1:06.348	+1.007	11:24:35.306
4	1:06.508	+1.167	11:25:41.814
5	1:05.693	+0.352	11:26:47.507
6	1:06.107	+0.766	11:27:53.614
7	1:05.892	+0.551	11:28:59.506
8	1:05.653	+0.312	11:30:05.159
9	1:06.352	+1.011	11:31:11.511

Runde	Rundenzeit	Diff.	Tageszeit
10	1:05.866	+0.525	11:32:17.377
11	1:05.935	+0.594	11:33:23.312
12	1:05.341		11:34:28.653
13	1:07.580	+2.239	11:35:36.233
(7) Justin Bräuer			
1	1:10.533	+3.895	11:22:48.492
2	1:09.869	+3.231	11:23:58.361
3	1:08.482	+1.844	11:25:06.843
4	1:07.193	+0.555	11:26:14.036
5	1:07.231	+0.593	11:27:21.267
6	1:06.744	+0.106	11:28:28.011
7	1:07.975	+1.337	11:29:35.986
8	1:07.094	+0.456	11:30:43.080
9	1:07.068	+0.430	11:31:50.148
10	1:10.444	+3.806	11:33:00.592
11	1:07.859	+1.221	11:34:08.451
12	1:06.638		11:35:15.089
(15) Fynn Skeide			
1	1:07.832	+0.919	11:22:28.147
2	1:06.913		11:23:35.060
3	1:07.345	+0.432	11:24:42.405
4	1:07.321	+0.408	11:25:49.726
5	1:07.014	+0.101	11:26:56.740
6	1:07.414	+0.501	11:28:04.154
7	1:07.234	+0.321	11:29:11.388
8	1:07.131	+0.216	11:30:18.519
9	1:07.578	+0.665	11:31:26.097
10	1:07.685	+0.772	11:32:33.782
11	1:07.666	+0.753	11:33:41.448
12	1:07.192	+0.279	11:34:48.640
13	1:07.055	+0.142	11:35:55.695
(5) Enrico Caruso			
1	1:18.261	+0.708	11:22:48.085
2	1:21.991	+4.438	11:24:10.076
3	2:16.364	+58.811	11:26:26.440
4	1:21.205	+3.652	11:27:47.645
5	1:20.712	+3.159	11:29:08.357
6	1:21.133	+3.580	11:30:29.490
7	1:20.151	+2.598	11:31:49.641
8	1:20.427	+2.874	11:33:10.068
9	1:17.553		11:34:27.621
10	1:18.081	+0.528	11:35:45.702

Zeitnahmekommissar & Auswertung

Orbits

Rennleiter



PARTNER



ADAC Mini Bike Rennen Faßberg

Nach bester Rundenzeit sortiert

Einsteiger

Faßberg 1,020 Km

1. Zeittraining Gruppe 2

07.05.2016 11:40

Qualifikation started at 11:40:20

Pos.	St.Nr.	Name	Klasse	Beste Zeit.	Diff.	Beste Geschw.	In Runde	Fahrzeug	Nat.
1	18	Justin Hänse	Einsteiger	1:00.488		60,706	4	NFS 100	GER
2	4	Lennox Lehmann	Einsteiger	1:00.948	0.460	60,248	10	NFS 100	GER
3	6	Phillip Kastl	Einsteiger	1:00.998	0.510	60,199	13	NFS 100	GER
4	12	Lucy Michel	Einsteiger	1:02.667	2.179	58,595	14	NFS 100	GER
5	60	Reinier Saris	Einsteiger	1:02.764	2.276	58,505	12	NFS 100	NED
6	10	Justin Baumeister	Einsteiger	1:02.838	2.350	58,436	14	NFS 100	GER
7	2	Jannik Jöst	Einsteiger	1:04.099	3.611	57,286	6	NFS 100	GER
8	52	Maxim Repák	Einsteiger	1:04.617	4.129	56,827	11	NFS 100	SVK
9	58	Patrik Carda	Einsteiger	1:06.593	6.105	55,141	4	NFS 100	CZE
10	54	Kilian Holzer	Einsteiger	1:06.700	6.212	55,052	10	NFS 100	AUT

Zeitnahmekommissar & Auswertung

Orbits

Rennleiter



PARTNER







ADAC Mini Bike Rennen Faßberg

Einsteiger

Faßberg 1,020 Km

1. Zeittraining Gruppe 2

07.05.2016 11:40

Qualifikation started at 11:40:20

Runde	Rundenzeit	Diff.	Tageszeit	Runde	Rundenzeit	Diff.	Tageszeit	Runde	Rundenzeit	Diff.	Tageszeit
(18) Justin Hänse				(10) Justin Baumeister				(2) Jannik Jöst			
1	1:02.106	+1.618	11:43:03.976	1	1:04.876	+2.038	11:42:22.955	1	1:10.290	+6.191	11:42:35.795
2	1:01.003	+0.515	11:44:04.979	2	1:04.319	+1.481	11:43:27.274	2	1:08.560	+4.461	11:43:44.355
3	1:01.056	+0.568	11:45:06.035	3	1:04.150	+1.312	11:44:31.424	3	1:06.260	+2.161	11:44:50.615
4	1:00.488		11:46:06.523	4	1:04.350	+1.512	11:45:35.774	4	1:05.298	+1.199	11:45:55.913
5	1:03.026	+2.538	11:47:09.549	5	1:03.698	+0.860	11:46:39.472	5	1:04.639	+0.540	11:47:00.552
6	1:27.922	+27.434	11:48:37.471	6	1:03.816	+0.978	11:47:43.288	6	1:04.099		11:48:04.651
7	1:01.090	+0.602	11:49:38.561	7	1:03.638	+0.800	11:48:46.926	(52) Maxim Repák			
8	1:01.132	+0.644	11:50:39.693	8	1:04.726	+1.888	11:49:51.652	1	1:09.746	+5.129	11:42:36.404
9	1:00.683	+0.195	11:51:40.376	9	1:03.823	+0.985	11:50:55.475	2	1:07.143	+2.526	11:43:43.547
10	1:01.077	+0.589	11:52:41.453	10	1:03.501	+0.663	11:51:58.976	3	1:06.134	+1.517	11:44:49.681
11	1:00.761	+0.273	11:53:42.214	11	1:03.331	+0.493	11:53:02.307	4	1:04.939	+0.322	11:45:54.620
12	1:00.656	+0.168	11:54:42.870	12	1:04.339	+1.501	11:54:06.646	5	1:04.712	+0.095	11:46:59.332
13	1:01.184	+0.696	11:55:44.054	13	1:03.653	+0.815	11:55:10.299	6	1:05.066	+0.449	11:48:04.398
(4) Lennox Lehmann				14	1:02.838		11:56:13.137	7	1:05.902	+1.285	11:49:10.300
1	1:03.326	+2.378	11:42:18.034	(58) Patrik Carda				8	1:06.909	+2.292	11:50:17.209
2	1:02.566	+1.618	11:43:20.600	1	1:10.961	+4.368	11:42:37.180	9	1:07.972	+3.355	11:51:25.181
3	1:01.929	+0.981	11:44:22.529	2	1:08.017	+1.424	11:43:45.197	10	1:21.639	+17.022	11:52:46.820
4	1:01.662	+0.714	11:45:24.191	3	1:07.498	+0.905	11:44:52.695	11	1:04.617		11:53:51.437
5	1:01.411	+0.463	11:46:25.602	4	1:06.593		11:45:59.288	12	1:05.730	+1.113	11:54:57.167
6	1:01.692	+0.744	11:47:27.294	5	1:07.293	+0.700	11:47:06.581	13	1:06.825	+2.208	11:56:03.992
7	1:01.048	+0.100	11:48:28.342	6	1:07.461	+0.868	11:48:14.042	(60) Reinier Saris			
8	1:04.196	+3.248	11:49:32.538	7	1:06.930	+0.337	11:49:20.972	1	1:10.193	+7.429	11:42:36.025
9	1:02.836	+1.888	11:50:35.374	8	1:07.135	+0.542	11:50:28.107	2	1:08.701	+5.937	11:43:44.726
10	1:00.948		11:51:36.322	9	1:11.430	+4.837	11:51:39.537	(54) Kilian Holzer			
11	1:01.493	+0.545	11:52:37.815	10	1:41.012	+34.419	11:53:20.549				
12	1:01.148	+0.200	11:53:38.963	11	1:10.075	+3.482	11:54:30.624				
13	1:01.392	+0.444	11:54:40.355	12	1:14.371	+7.778	11:55:44.995				
14	1:02.149	+1.201	11:55:42.504								
(6) Phillip Kastl											
1	1:07.805	+6.807	11:42:43.245								
2	1:14.286	+13.288	11:43:57.531								
3	1:03.166	+2.168	11:45:00.697								
4	1:01.656	+0.658	11:46:02.353								
5	1:01.864	+0.866	11:47:04.217								
6	1:01.425	+0.427	11:48:05.642								
7	1:01.554	+0.556	11:49:07.196								
8	1:01.238	+0.240	11:50:08.434								
9	1:01.330	+0.332	11:51:09.764								
10	1:01.048	+0.050	11:52:10.812								
11	1:01.544	+0.546	11:53:12.356								
12	1:01.137	+0.139	11:54:13.493								
13	1:00.998		11:55:14.491								
(12) Lucy Michel											
1	1:04.542	+1.875	11:42:21.680								
2	1:03.950	+1.283	11:43:25.630								
3	1:03.424	+0.757	11:44:29.054								
4	1:03.296	+0.629	11:45:32.350								
5	1:04.061	+1.394	11:46:36.411								
6	1:03.550	+0.883	11:47:39.961								
7	1:04.534	+1.867	11:48:44.495								
8	1:04.164	+1.497	11:49:48.659								
9	1:03.925	+1.258	11:50:52.584								
10	1:04.085	+1.418	11:51:56.669								
11	1:03.500	+0.833	11:53:00.169								
12	1:03.583	+0.916	11:54:03.752								
13	1:03.024	+0.357	11:55:06.776								
14	1:02.667		11:56:09.443								

Zeitnahmekommissar & Auswertung

Rennleiter

PARTNER

Orbits



ADAC Mini Bike Rennen Faßberg

Nach bester Rundenzeit sortiert

Einsteiger

Faßberg 1,020 Km

2.Zeittraining Gruppe 2

07.05.2016 13:40

Qualifikation started at 13:40:22

Pos.	St.Nr.	Name	Klasse	Beste Zeit.	Diff.	este Geschw.	In Runde	Fahrzeug	Nat.
1	18	Justin Hänse	Einsteiger	59.834		61,370	7	NFS 100	GER
2	6	Phillip Kastl	Einsteiger	1:00.233	0.399	60,963	5	NFS 100	GER
3	4	Lennox Lehmann	Einsteiger	1:00.681	0.847	60,513	12	NFS 100	GER
4	60	Reinier Saris	Einsteiger	1:02.289	2.455	58,951	13	NFS 100	NED
5	12	Lucy Michel	Einsteiger	1:02.667	2.833	58,595	14	NFS 100	GER
6	10	Justin Baumeister	Einsteiger	1:02.758	2.924	58,510	8	NFS 100	GER
7	2	Jannik Jöst	Einsteiger	1:03.413	3.579	57,906	6	NFS 100	GER
8	52	Maxim Repák	Einsteiger	1:03.530	3.696	57,799	5	NFS 100	SVK
9	54	Kilian Holzer	Einsteiger	1:06.253	6.419	55,424	9	NFS 100	AUT
10	58	Patrik Carda	Einsteiger	1:06.722	6.888	55,034	11	NFS 100	CZE

Zeitnahmekommissar & Auswertung

Orbits

Rennleiter

PARTNER



ADAC Mini Bike Rennen Faßberg

Einsteiger

Faßberg 1,020 Km

2.Zeittraining Gruppe 1

07.05.2016 13:20

Qualifikation (15:00 Zeit) started at 13:20:20

Runde	Rundenzeit	Diff.	Tageszeit	Runde	Rundenzeit	Diff.	Tageszeit	Runde	Rundenzeit	Diff.	Tageszeit
(19) Max Schmidt				4	1:04.337	+1.086	13:25:43.636	10	1:05.316	+0.390	13:32:23.063
1	1:04.700	+3.880	13:22:44.456	5	1:04.535	+1.284	13:26:48.171	11	1:05.046	+0.120	13:33:28.109
2	1:03.298	+2.478	13:23:47.754	6	1:04.707	+1.456	13:27:52.878	12	1:05.489	+0.563	13:34:33.598
3	1:05.491	+4.671	13:24:53.245	7	1:45.131	+41.880	13:29:38.009	13	1:04.926		13:35:38.524
4	1:02.533	+1.713	13:25:55.778	8	1:04.440	+1.189	13:30:42.449	(15) Fynn Skeide			
5	1:19.086	+18.266	13:27:14.864	9	1:03.959	+0.708	13:31:46.408	1	1:10.147	+3.852	13:22:40.114
6	1:00.820		13:28:15.684	10	1:03.524	+0.273	13:32:49.932	2	1:07.387	+1.092	13:23:47.501
7	1:05.397	+4.577	13:29:21.081	11	1:03.251		13:33:53.183	3	1:07.269	+0.974	13:24:54.770
8	1:04.898	+4.078	13:30:25.979	12	1:04.316	+1.065	13:34:57.499	4	1:06.707	+0.412	13:26:01.477
9	1:15.122	+14.302	13:31:41.101	13	1:04.092	+0.841	13:36:01.591	5	1:06.295		13:27:07.772
10	1:01.158	+0.338	13:32:42.259	(21) Emilie Siebert				6	1:07.006	+0.711	13:28:14.778
11	1:01.768	+0.948	13:33:44.027	1	1:06.225	+2.930	13:22:28.938	7	1:08.012	+1.717	13:29:22.790
12	1:01.196	+0.376	13:34:45.223	2	1:05.915	+2.620	13:23:34.853	8	1:06.726	+0.431	13:30:29.516
13	1:00.946	+0.126	13:35:46.169	3	1:22.352	+19.057	13:24:57.205	9	1:07.463	+1.168	13:31:36.979
(3) Dustin Schneider				4	1:04.643	+1.348	13:26:01.848	10	1:41.891	+35.596	13:33:18.870
1	1:04.306	+3.111	13:22:26.574	5	1:04.810	+1.515	13:27:06.658	11	1:07.050	+0.755	13:34:25.920
2	1:02.895	+1.700	13:23:29.469	6	1:03.672	+0.377	13:28:10.330	12	1:06.359	+0.064	13:35:32.279
3	1:02.305	+1.110	13:24:31.774	7	1:04.411	+1.116	13:29:14.741	(7) Justian Bräuer			
4	1:01.912	+0.717	13:25:33.686	8	1:03.295		13:30:18.036	1	1:09.900	+3.535	13:22:56.929
5	1:02.642	+1.447	13:26:36.328	9	1:04.014	+0.719	13:31:22.050	2	1:07.814	+1.449	13:24:04.743
6	2:04.487	+1:03.292	13:28:40.815	10	1:04.247	+0.952	13:32:26.297	3	1:07.077	+0.712	13:25:11.820
7	1:01.761	+0.566	13:29:42.576	11	1:03.921	+0.626	13:33:30.218	4	1:07.680	+1.315	13:26:19.500
8	1:01.427	+0.232	13:30:44.003	12	1:03.663	+0.368	13:34:33.881	5	1:07.389	+1.024	13:27:26.889
9	1:01.662	+0.467	13:31:45.665	13	1:07.449	+4.154	13:35:41.330	6	1:07.162	+0.797	13:28:34.051
10	1:01.195		13:32:46.860	(11) Lennard Göttlich				7	1:07.397	+1.032	13:29:41.448
11	1:01.446	+0.251	13:33:48.306	1	1:10.672	+7.173	13:22:39.779	8	1:08.327	+1.962	13:30:49.775
12	1:01.679	+0.484	13:34:49.985	2	1:06.022	+2.523	13:23:45.801	9	1:45.643	+39.278	13:32:35.418
13	1:01.399	+0.204	13:35:51.384	3	1:05.193	+1.694	13:24:50.994	10	1:09.727	+3.362	13:33:45.145
(53) Jonás Kocourek				4	1:04.485	+0.986	13:25:55.479	11	1:06.365		13:34:51.510
1	1:04.418	+3.135	13:22:27.307	5	1:04.304	+0.805	13:26:59.783	12	1:06.427	+0.062	13:35:57.937
2	1:02.364	+1.081	13:23:29.671	6	1:03.590	+0.091	13:28:03.373	(5) Enrico Caruso			
3	1:02.350	+1.067	13:24:32.021	7	1:04.807	+1.308	13:29:08.180	1	1:17.257	+1.418	13:22:54.715
4	1:02.010	+0.727	13:25:34.031	8	1:03.499		13:30:11.679	2	1:15.936	+0.097	13:24:10.651
5	1:03.106	+1.823	13:26:37.137	9	1:06.156	+2.657	13:31:17.835	3	1:16.643	+0.804	13:25:27.294
6	1:01.404	+0.121	13:27:38.541	10	1:04.005	+0.506	13:32:21.840	4	1:17.676	+1.837	13:26:44.970
7	1:01.283		13:28:39.824	11	1:03.814	+0.115	13:33:25.454	5	1:17.629	+1.790	13:28:02.599
8	1:46.221	+44.938	13:30:26.045	12	1:03.672	+0.173	13:34:29.126	6	1:16.926	+1.087	13:29:19.525
9	1:02.718	+1.435	13:31:28.763	13	1:03.543	+0.044	13:35:32.669	7	1:58.038	+42.199	13:31:17.563
10	1:01.547	+0.264	13:32:30.310	(55) Jordan Bartucca				8	1:15.839		13:32:33.402
11	1:01.336	+0.053	13:33:31.646	1	1:06.343	+2.391	13:22:29.462	9	1:16.670	+0.831	13:33:50.072
12	1:02.333	+1.050	13:34:33.979	2	1:04.231	+0.279	13:23:33.693	10	1:18.742	+2.903	13:35:08.814
13	1:02.336	+1.053	13:35:36.315	3	1:05.254	+1.302	13:24:38.947	11	1:16.507	+0.668	13:36:25.321
(63) Tino Hole				4	1:04.149	+0.197	13:25:43.096	(1) Marco Schweizer			
1	1:04.783	+2.360	13:22:30.423	5	1:04.851	+0.899	13:26:47.947	1	1:05.796	+0.870	13:22:30.296
2	1:04.455	+2.032	13:23:34.878	6	1:04.185	+0.233	13:27:52.132	2	1:05.889	+0.963	13:23:36.185
3	1:04.551	+2.128	13:24:39.429	7	1:04.619	+0.667	13:28:56.751	3	1:06.903	+1.977	13:24:43.088
4	1:03.805	+1.382	13:25:43.234	8	1:04.301	+0.349	13:30:01.052	4	1:05.581	+0.655	13:25:48.669
5	1:03.138	+0.715	13:26:46.372	9	1:05.023	+1.071	13:31:06.075	5	1:05.769	+0.843	13:26:54.438
6	1:05.026	+2.603	13:27:51.398	10	1:03.952		13:32:10.027	6	1:05.748	+0.822	13:28:00.186
7	1:02.910	+0.487	13:28:54.308	11	1:03.996	+0.044	13:33:14.023	7	1:05.647	+0.721	13:29:05.833
8	1:02.676	+0.253	13:29:56.984	12	1:04.065	+0.113	13:34:18.088	8	1:05.419	+0.493	13:30:11.252
9	1:02.469	+0.046	13:30:59.453	13	1:04.357	+0.405	13:35:22.445	9	1:06.495	+1.569	13:31:17.747
10	1:02.870	+0.447	13:32:02.323	(1) Marco Schweizer							
11	1:02.710	+0.287	13:33:05.033	1	1:05.796	+0.870	13:22:30.296				
12	1:03.024	+0.601	13:34:08.057	2	1:05.889	+0.963	13:23:36.185				
13	1:02.423		13:35:10.480	3	1:06.903	+1.977	13:24:43.088				
14	1:05.684	+3.261	13:36:16.164	4	1:05.581	+0.655	13:25:48.669				
(61) Robin Senn				5	1:05.769	+0.843	13:26:54.438				
1	1:06.732	+3.481	13:22:28.588	6	1:05.748	+0.822	13:28:00.186				
2	1:05.592	+2.341	13:23:34.180	7	1:05.647	+0.721	13:29:05.833				
3	1:05.119	+1.868	13:24:39.299	8	1:05.419	+0.493	13:30:11.252				
				9	1:06.495	+1.569	13:31:17.747				

Zeitnahmekommissar & Auswertung

Orbits

Rennleiter

PARTNER

alpha
TECHNIK

DUNLOP

MOTUL

DMSB

Motorsport Arena
Oschersleben

ADAC Mini Bike Rennen Faßberg

Nach bester Rundenzeit sortiert

Einsteiger

Faßberg 1,020 Km

2.Zeittraining Gruppe 2

07.05.2016 13:40

Qualifikation started at 13:40:22

Pos.	St.Nr.	Name	Klasse	Beste Zeit.	Diff.	este Geschw.	In Runde	Fahrzeug	Nat.
1	18	Justin Hänse	Einsteiger	59.834		61,370	7	NFS 100	GER
2	6	Phillip Kastl	Einsteiger	1:00.233	0.399	60,963	5	NFS 100	GER
3	4	Lennox Lehmann	Einsteiger	1:00.681	0.847	60,513	12	NFS 100	GER
4	60	Reinier Saris	Einsteiger	1:02.289	2.455	58,951	13	NFS 100	NED
5	12	Lucy Michel	Einsteiger	1:02.667	2.833	58,595	14	NFS 100	GER
6	10	Justin Baumeister	Einsteiger	1:02.758	2.924	58,510	8	NFS 100	GER
7	2	Jannik Jöst	Einsteiger	1:03.413	3.579	57,906	6	NFS 100	GER
8	52	Maxim Repák	Einsteiger	1:03.530	3.696	57,799	5	NFS 100	SVK
9	54	Kilian Holzer	Einsteiger	1:06.253	6.419	55,424	9	NFS 100	AUT
10	58	Patrik Carda	Einsteiger	1:06.722	6.888	55,034	11	NFS 100	CZE

Zeitnahmekommissar & Auswertung

Rennleiter

PARTNER

Orbits



ADAC Mini Bike Rennen Faßberg

Einsteiger

Faßberg 1,020 Km

2.Zeittraining Gruppe 2

07.05.2016 13:40

Qualifikation started at 13:40:22

Runde	Rundenzeit	Diff.	Tageszeit	Runde	Rundenzeit	Diff.	Tageszeit	Runde	Rundenzeit	Diff.	Tageszeit
(18) Justin Hänse				1	1:04.971	+2.304	13:42:20.852	11	1:06.705	+0.452	13:54:28.653
1	1:01.664	+1.830	13:43:09.382	2	1:03.993	+1.326	13:43:24.845	12	1:06.488	+0.235	13:55:35.141
2	1:01.058	+1.224	13:44:10.440	3	1:03.883	+1.216	13:44:28.728	(58) Patrik Carda			
3	1:00.367	+0.533	13:45:10.807	4	1:03.754	+1.087	13:45:32.482	1	1:09.808	+3.086	13:42:35.621
4	1:00.110	+0.276	13:46:10.917	5	1:03.361	+0.694	13:46:35.843	2	1:08.401	+1.679	13:43:44.022
5	1:00.246	+0.412	13:47:11.163	6	1:03.561	+0.894	13:47:39.404	3	1:08.793	+2.071	13:44:52.815
6	1:00.267	+0.433	13:48:11.430	7	1:02.784	+0.117	13:48:42.188	4	1:07.080	+0.358	13:45:59.895
7	59.834		13:49:11.264	8	1:03.338	+0.671	13:49:45.526	5	1:07.331	+0.609	13:47:07.226
8	1:00.158	+0.324	13:50:11.422	9	1:03.867	+1.200	13:50:49.393	6	1:07.618	+0.896	13:48:14.844
9	1:00.964	+1.130	13:51:12.386	10	1:04.231	+1.564	13:51:53.624	7	1:07.900	+1.178	13:49:22.744
10	1:01.711	+1.877	13:52:14.097	11	1:03.953	+1.286	13:52:57.577	8	1:12.875	+6.153	13:50:35.619
11	1:00.212	+0.378	13:53:14.309	12	1:02.826	+0.159	13:54:00.403	9	2:07.770	+1:01.048	13:52:43.389
12	1:00.337	+0.503	13:54:14.646	13	1:03.183	+0.516	13:55:03.586	10	1:07.048	+0.326	13:53:50.437
13	1:01.369	+1.535	13:55:16.015	14	1:02.667		13:56:06.253	11	1:06.722		13:54:57.159
14	1:00.946	+1.112	13:56:16.961	(10) Justin Baumeister				12	1:07.196	+0.474	13:56:04.355
(6) Philip Kastl				1	1:05.249	+2.491	13:42:22.743				
1	1:03.417	+3.184	13:43:05.049	2	1:04.177	+1.419	13:43:26.920				
2	1:01.744	+1.511	13:44:06.793	3	1:03.746	+0.988	13:44:30.666				
3	1:00.821	+0.588	13:45:07.614	4	1:03.493	+0.735	13:45:34.159				
4	1:01.141	+0.908	13:46:08.755	5	1:03.415	+0.657	13:46:37.574				
5	1:00.233		13:47:08.988	6	1:04.255	+1.497	13:47:41.829				
6	1:01.030	+0.797	13:48:10.018	7	1:02.777	+0.019	13:48:44.606				
7	1:00.270	+0.037	13:49:10.288	8	1:02.758		13:49:47.364				
8	1:00.569	+0.336	13:50:10.857	9	1:04.411	+1.653	13:50:51.775				
9	1:00.525	+0.292	13:51:11.382	10	1:03.431	+0.673	13:51:55.206				
10	1:00.756	+0.523	13:52:12.138	11	1:03.095	+0.337	13:52:58.301				
11	1:00.665	+0.432	13:53:12.803	12	1:03.008	+0.250	13:54:01.309				
12	1:00.235	+0.002	13:54:13.038	13	1:03.226	+0.468	13:55:04.535				
13	1:00.403	+0.170	13:55:13.441	14	1:02.858	+0.100	13:56:07.393				
14	1:00.621	+0.388	13:56:14.062	(2) Jannik Jöst							
(4) Lennox Lehmann				1	1:09.684	+6.271	13:42:36.650				
1	1:02.669	+1.988	13:42:17.021	2	1:07.549	+4.136	13:43:44.199				
2	1:02.124	+1.443	13:43:19.145	3	1:06.891	+3.478	13:44:51.090				
3	1:01.762	+1.081	13:44:20.907	4	1:05.260	+1.847	13:45:56.350				
4	1:01.458	+0.777	13:45:22.365	5	1:27.134	+23.721	13:47:23.484				
5	1:00.904	+0.223	13:46:23.269	6	1:03.413		13:48:26.897				
6	1:01.204	+0.523	13:47:24.473	7	1:03.835	+0.422	13:49:30.732				
7	1:01.969	+1.288	13:48:26.442	8	1:05.437	+2.024	13:50:36.169				
8	1:01.360	+0.679	13:49:27.802	9	1:05.090	+1.677	13:51:41.259				
9	1:03.275	+2.594	13:50:31.077	10	1:04.589	+1.176	13:52:45.848				
10	1:01.013	+0.332	13:51:32.090	11	1:04.791	+1.378	13:53:50.639				
11	1:00.833	+0.152	13:52:32.923	12	1:05.434	+2.021	13:54:56.073				
12	1:00.681		13:53:33.604	13	1:04.413	+1.000	13:56:00.486				
13	1:00.978	+0.297	13:54:34.582	(52) Maxim Repák							
14	1:01.004	+0.323	13:55:35.586	1	1:09.233	+5.703	13:42:58.591				
(60) Reinier Saris				2	1:04.521	+0.991	13:44:03.112				
1	1:05.132	+2.843	13:42:23.905	3	1:03.857	+0.327	13:45:06.969				
2	1:03.359	+1.070	13:43:27.264	4	1:06.879	+3.349	13:46:13.848				
3	1:03.510	+1.221	13:44:30.774	5	1:03.530		13:47:17.378				
4	1:04.101	+1.812	13:45:34.875	6	1:03.619	+0.089	13:48:20.997				
5	1:03.477	+1.188	13:46:38.352	7	1:06.308	+2.778	13:49:27.305				
6	1:05.859	+3.570	13:47:44.211	(54) Kilian Holzer							
7	1:02.558	+0.269	13:48:46.769	1	1:09.697	+3.444	13:42:39.232				
8	1:02.491	+0.202	13:49:49.260	2	1:08.164	+1.911	13:43:47.396				
9	1:03.382	+1.093	13:50:52.642	3	1:06.413	+0.160	13:44:53.809				
10	1:02.669	+0.380	13:51:55.311	4	1:06.855	+0.602	13:46:00.664				
11	1:03.367	+1.078	13:52:58.678	5	1:07.209	+0.956	13:47:07.873				
12	1:04.475	+2.186	13:54:03.153	6	1:24.871	+18.618	13:48:32.744				
13	1:02.289		13:55:05.442	7	1:06.695	+0.442	13:49:39.439				
14	1:04.724	+2.435	13:56:10.166	8	1:07.672	+1.419	13:50:47.111				
(12) Lucy Michel				9	1:06.253		13:51:53.364				
				10	1:28.584	+22.331	13:53:21.948				

Zeitnahmekommissar & Auswertung

Rennleiter



Orbits

PARTNER







ADAC Mini Bike Rennen Faßberg

Nach bester Rundenzzeit sortiert

Einsteiger

Faßberg 1,020 Km

ZT 1

Pos.	s.	St.Nr.	Name	Klasse	Gesamtbestzeit	In Lauf	Diff.	Abstand	1. Beste Zeit.	2. Zweitbeste
1		18	Justin Hänse	Einsteiger	1:00.488	1.Zeittraining Gruppe 2				1:00.656
2		19	Max Schmidt	Einsteiger	1:00.695	1.Zeittraining Gruppe 1	0.207	0.207	1:00.695	
3		3	Dustin Schneider	Einsteiger	1:00.902	1.Zeittraining Gruppe 1	0.414	0.207	1:00.902	
4		4	Lennox Lehmann	Einsteiger	1:00.948	1.Zeittraining Gruppe 2	0.460	0.046		1:01.048
5		6	Phillip Kastl	Einsteiger	1:00.998	1.Zeittraining Gruppe 2	0.510	0.050		1:01.048
6		53	Jonás Kocourek	Einsteiger	1:01.804	1.Zeittraining Gruppe 1	1.316	0.806	1:01.804	
7		12	Lucy Michel	Einsteiger	1:02.667	1.Zeittraining Gruppe 2	2.179	0.863		1:03.024
8		60	Reinier Saris	Einsteiger	1:02.764	1.Zeittraining Gruppe 2	2.276	0.097		1:02.935
9		10	Justin Baumeister	Einsteiger	1:02.838	1.Zeittraining Gruppe 2	2.350	0.074		1:03.331
10		63	Tino Hole	Einsteiger	1:03.128	1.Zeittraining Gruppe 1	2.640	0.290	1:03.128	
11		55	Jordan Bartucca	Einsteiger	1:03.256	1.Zeittraining Gruppe 1	2.768	0.128	1:03.256	
12		11	Lemnard Göttlich	Einsteiger	1:03.421	1.Zeittraining Gruppe 1	2.933	0.165	1:03.421	
13		61	Robin Senn	Einsteiger	1:04.023	1.Zeittraining Gruppe 1	3.535	0.602	1:04.023	
14		2	Jannik Jöst	Einsteiger	1:04.099	1.Zeittraining Gruppe 2	3.611	0.076		1:04.639
15		21	Emilie Siebert	Einsteiger	1:04.409	1.Zeittraining Gruppe 1	3.921	0.310	1:04.409	
16		52	Maxim Repák	Einsteiger	1:04.617	1.Zeittraining Gruppe 2	4.129	0.208		1:04.712
17		1	Marco Schweitzer	Einsteiger	1:05.341	1.Zeittraining Gruppe 1	4.853	0.724	1:05.341	
18		58	Patrik Carda	Einsteiger	1:06.593	1.Zeittraining Gruppe 2	6.105	1.252		1:06.930
19		7	Justian Bräuer	Einsteiger	1:06.638	1.Zeittraining Gruppe 1	6.150	0.045	1:06.638	
20		54	Kilian Holzer	Einsteiger	1:06.700	1.Zeittraining Gruppe 2	6.212	0.062		1:07.112
21		15	Fynn Skeide	Einsteiger	1:06.913	1.Zeittraining Gruppe 1	6.425	0.213	1:06.913	
22		5	Enrico Caruso	Einsteiger	1:17.553	1.Zeittraining Gruppe 1	17.065	10.640	1:17.553	

Zeitnahmekommissar & Auswertung

Rennteiler

Gedruckt: 07.05.2016 12:02:16

PARTNER

ADAC Mini Bike Rennen Faßberg

Nach bester Rundenzzeit sortiert

Einsteiger

Faßberg 1,020 Km

ZT 2

Pos.	s.	St.Nr.	Name	Klasse	Gesamtbestzeit	In Lauf	Diff.	Abstand	1. Beste Zeit.	2. Zweitbeste
1		18	Justin Hänse	Einsteiger	59.834	2.Zeittraining Gruppe 2				1:00.110
2		6	Phillip Kastl	Einsteiger	1:00.233	2.Zeittraining Gruppe 2	0.399	0.399		1:00.235
3		4	Lennox Lehmann	Einsteiger	1:00.681	2.Zeittraining Gruppe 2	0.847	0.448		1:00.833
4		19	Max Schmidt	Einsteiger	1:00.820	2.Zeittraining Gruppe 1	0.986	0.139	1:00.820	
5		3	Dustin Schneider	Einsteiger	1:01.195	2.Zeittraining Gruppe 1	1.361	0.375	1:01.195	
6		53	Jonás Kocourek	Einsteiger	1:01.283	2.Zeittraining Gruppe 1	1.449	0.088	1:01.283	
7		60	Reinier Saris	Einsteiger	1:02.289	2.Zeittraining Gruppe 2	2.455	1.006		1:02.491
8		63	Tino Hole	Einsteiger	1:02.423	2.Zeittraining Gruppe 1	2.589	0.134	1:02.423	
9		12	Lucy Michel	Einsteiger	1:02.667	2.Zeittraining Gruppe 2	2.833	0.244		1:02.784
10		10	Justin Baumeister	Einsteiger	1:02.758	2.Zeittraining Gruppe 2	2.924	0.091		1:02.777
11		61	Robin Senn	Einsteiger	1:03.251	2.Zeittraining Gruppe 1	3.417	0.493	1:03.251	
12		21	Emilie Siebert	Einsteiger	1:03.295	2.Zeittraining Gruppe 1	3.461	0.044	1:03.295	
13		2	Jannik Jost	Einsteiger	1:03.413	2.Zeittraining Gruppe 2	3.579	0.118		1:03.835
14		11	Lennard Göttlich	Einsteiger	1:03.499	2.Zeittraining Gruppe 1	3.665	0.086	1:03.499	
15		52	Maxim Repák	Einsteiger	1:03.530	2.Zeittraining Gruppe 2	3.696	0.031		1:03.619
16		55	Jordan Bartucca	Einsteiger	1:03.952	2.Zeittraining Gruppe 1	4.118	0.422	1:03.952	
17		1	Marco Schweitzer	Einsteiger	1:04.926	2.Zeittraining Gruppe 1	5.092	0.974	1:04.926	
18		54	Kilian Holzer	Einsteiger	1:06.253	2.Zeittraining Gruppe 2	6.419	1.327		1:06.413
19		15	Fynn Skeide	Einsteiger	1:06.295	2.Zeittraining Gruppe 1	6.461	0.042	1:06.295	
20		7	Justian Bräuer	Einsteiger	1:06.365	2.Zeittraining Gruppe 1	6.531	0.070	1:06.365	
21		58	Patrik Carda	Einsteiger	1:06.722	2.Zeittraining Gruppe 2	6.888	0.357		1:07.048
22		5	Enrico Caruso	Einsteiger	1:15.839	2.Zeittraining Gruppe 1	16.005	9.117	1:15.839	

Zeitnahmekommissar & Auswertung

Rennteiler

Gedruckt: 07.05.2016 13:57:45

PARTNER

ADAC

ADAC Mini Bike Rennen Faßberg

Einsteiger

Faßberg 1,020 Km

1. A-Finale

07.05.2016 14:30

Rennen (16 Runden)

7	52 16	1 17	
6	2 14	11 15	
5	61 11	55 12	21 13
4	12 9	10 10	
3	53 6	60 7	63 8
2	19 4	3 5	
1	18 1	6 2	4 3

POLE POSITION 1

Zeitnahmekommissar & Auswertung

Orbits

Rennleiter



PARTNER



ADAC Mini Bike Rennen Faßberg

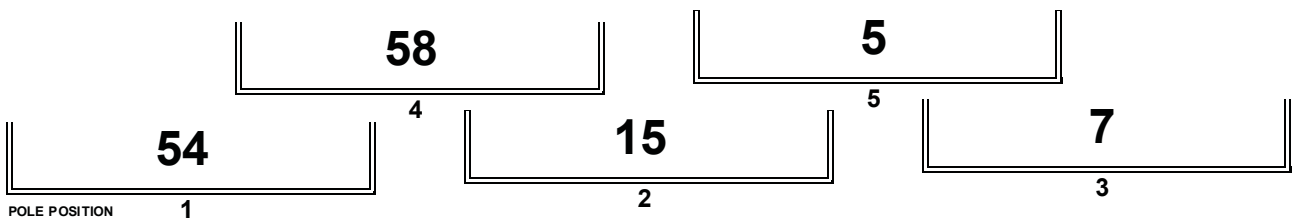
Einsteiger

Faßberg 1,020 Km

1. B-Finale

07.05.2016 14:55

Rennen (14 Runden)

2**1**

Zeitnahmekommissar & Auswertung

Orbits

Rennleiter

PARTNER







ADAC Mini Bike Rennen Faßberg

Nach Runden sortiert

Einsteiger

Faßberg 1,020 Km

1. A-Finale

07.05.2016 14:30

Rennen (16 Runden) started at 14:31:43

Pos.	s.	t.Nr.	Name	Wohnort	Team	Sponsor / Ortsclub	Fahrzeug	Runden	Gesamtzeit	Diff.	ste Zeit.	Runde
1	1	18	Justin Hänse	Harth-Pöllnitz			NFS 100	16	16:10.220		59.832	5
2	2	6	Phillip Kastl	Neukirchen			NFS 100	16	16:13.450	3.230	59.854	3
3	3	3	Dustin Schneider	Adorf/ Vogtland	ADAC Racing Team AMC Sarrie.V.		NFS 100	16	16:15.312	5.092	1:00.278	7
4	4	53	Jonas Kocourek	Dolni Loucky			NFS 100	16	16:15.532	5.312	1:00.248	3
5	5	4	Lennox Lehmann	Dresden	ADAC Racing Team AMC Sarrie.V.		NFS 100	16	16:23.965	13.745	1:00.048	7
6	6	19	Max Schmidt	Wuppertal			NFS 100	16	16:30.884	20.664	1:00.814	3
7	7	63	Tino Hole	Kalundborg			NFS 100	16	16:40.917	30.697	1:01.784	14
8	8	60	Reinier Saris	Op Hellevoetsluis			NFS 100	16	16:45.217	34.997	1:01.982	6
9	9	12	Lucy Michel	Elterlein/ OT Schwarzb	AMC-Etlingen e.V. im ADAC		NFS 100	16	16:50.673	40.453	1:02.240	14
10	10	55	Jordan Bartucca	Endingen	Swiss racing sport		NFS 100	16	16:55.675	45.455	1:02.315	11
11	11	10	Justin Baumeister	Gaggenau	AMC-Etlingen e.V. im ADAC		NFS 100	16	16:57.244	47.024	1:02.540	7
12	12	11	Lennard Göttlich	Kottmar/ OT Elbau	ADAC RT AMC Sachsenring		NFS 100	16	17:07.527	57.307	1:02.866	7
13	13	21	Emilie Siebert	Finning	adac-team südbayern		NFS 100	16	17:11.486	1:01.266	1:03.527	9
14	14	52	Maxim Repák	Bratislava			NFS 100	16	17:11.715	1:01.495	1:03.316	6
15	15	61	Robin Senn	Würenlingen	rsm-racing Team		NFS 100	16	17:12.054	1:01.834	1:03.282	5
16	16	2	Jannik Jöst	Offenbach am Main			NFS 100	16	17:12.118	1:01.898	1:03.114	12
17	17	1	Marco Schweitzer	Giengen an der Brenz	ADAC Württemberg		NFS 100	15	16:22.769	1 Runde	1:03.857	4

Zeitnahmekommissar & Auswertung

Rennteiler

Gedruckt: 07.05.2016 14:49:05

PARTNER



ADAC

ADAC Mini Bike Rennen Faßberg

Einsteiger

Faßberg 1,020 Km

1. A-Finale

07.05.2016 14:30

Rennen (16 Runden) started at 14:31:43

Runde	Rundenzeit	Diff.	Tageszeit	Runde	Rundenzeit	Diff.	Tageszeit	Runde	Rundenzeit	Diff.	Tageszeit
(11) Lennard Göttlich				11	1:04.570	+1.288	14:43:37.588	12	1:03.288	+0.006	14:44:40.876
1	1:08.602	+5.736	14:32:55.890	13	1:03.784	+0.502	14:45:44.660	14	1:03.598	+0.316	14:46:48.258
2	1:03.418	+0.552	14:33:59.308	15	1:03.605	+0.323	14:47:51.863	16	1:03.997	+0.715	14:48:55.860
3	1:04.024	+1.158	14:35:03.332	(2) Jannik Jöst				1	1:08.573	+5.459	14:32:56.248
4	1:03.819	+0.953	14:36:07.151	2	1:04.204	+1.090	14:34:00.452	3	1:04.139	+1.025	14:35:04.591
5	1:03.588	+0.722	14:37:10.739	4	1:03.941	+0.827	14:36:08.532	5	1:04.035	+0.921	14:37:12.567
6	1:03.182	+0.316	14:38:13.921	6	1:03.718	+0.604	14:38:16.285	6	1:03.718	+0.604	14:38:16.285
7	1:02.866		14:39:16.787	7	1:04.141	+1.027	14:39:20.426	7	1:04.141	+1.027	14:39:20.426
8	1:03.310	+0.444	14:40:20.097	8	1:04.282	+1.168	14:40:24.708	8	1:04.282	+1.168	14:40:24.708
9	1:03.971	+1.105	14:41:24.068	9	1:04.062	+0.948	14:41:28.770	9	1:04.062	+0.948	14:41:28.770
10	1:03.958	+1.092	14:42:28.026	10	1:03.727	+0.613	14:42:32.497	10	1:03.727	+0.613	14:42:32.497
11	1:03.641	+0.775	14:43:31.667	11	1:05.440	+2.326	14:43:37.937	11	1:05.440	+2.326	14:43:37.937
12	1:03.580	+0.714	14:44:35.247	12	1:03.114		14:44:41.051	12	1:03.114		14:44:41.051
13	1:03.768	+0.902	14:45:39.015	13	1:03.933	+0.819	14:45:44.984	13	1:03.933	+0.819	14:45:44.984
14	1:03.511	+0.645	14:46:42.526	14	1:03.513	+0.399	14:46:48.497	14	1:03.513	+0.399	14:46:48.497
15	1:04.464	+1.598	14:47:46.990	15	1:03.516	+0.402	14:47:52.013	15	1:03.516	+0.402	14:47:52.013
16	1:04.343	+1.477	14:48:51.333	16	1:03.911	+0.797	14:48:55.924	16	1:03.911	+0.797	14:48:55.924
(21) Emilie Siebert				(1) Marco Schweißler				1	1:10.231	+6.374	14:32:58.303
1	1:07.182	+3.655	14:32:54.328	2	1:04.672	+0.815	14:34:02.975	2	1:04.672	+0.815	14:34:02.975
2	1:03.834	+0.307	14:33:58.162	3	1:04.122	+0.265	14:35:07.097	3	1:04.122	+0.265	14:35:07.097
3	1:04.266	+0.739	14:35:02.428	4	1:03.857		14:36:10.954	4	1:03.857		14:36:10.954
4	1:04.010	+0.483	14:36:06.438	5	1:03.944	+0.087	14:37:14.898	5	1:03.944	+0.087	14:37:14.898
5	1:04.190	+0.663	14:37:10.628	6	1:05.377	+1.520	14:38:20.275	6	1:05.377	+1.520	14:38:20.275
6	1:04.796	+1.269	14:38:15.424	7	1:05.589	+1.732	14:39:25.864	7	1:05.589	+1.732	14:39:25.864
7	1:04.240	+0.713	14:39:19.664	8	1:05.242	+1.385	14:40:31.106	8	1:05.242	+1.385	14:40:31.106
8	1:04.426	+0.899	14:40:24.090	9	1:05.571	+1.714	14:41:36.677	9	1:05.571	+1.714	14:41:36.677
9	1:03.527		14:41:27.617	10	1:05.672	+1.815	14:42:42.349	10	1:05.672	+1.815	14:42:42.349
10	1:04.177	+0.650	14:42:31.794	11	1:04.791	+0.934	14:43:47.140	11	1:04.791	+0.934	14:43:47.140
11	1:03.936	+0.409	14:43:35.730	12	1:05.016	+1.159	14:44:52.156	12	1:05.016	+1.159	14:44:52.156
12	1:04.124	+0.597	14:44:39.854	13	1:04.699	+0.842	14:45:56.855	13	1:04.699	+0.842	14:45:56.855
13	1:03.701	+0.174	14:45:43.555	14	1:04.467	+0.610	14:47:01.322	14	1:04.467	+0.610	14:47:01.322
14	1:03.867	+0.340	14:46:47.422	15	1:05.253	+1.396	14:48:06.575	15	1:05.253	+1.396	14:48:06.575
15	1:03.771	+0.244	14:47:51.193								
16	1:04.099	+0.572	14:48:55.292								
(52) Maxim Repák											
1	1:09.561	+6.245	14:32:57.269								
2	1:03.958	+0.642	14:34:01.227								
3	1:03.932	+0.616	14:35:05.159								
4	1:03.743	+0.427	14:36:08.902								
5	1:03.343	+0.027	14:37:12.245								
6	1:03.316		14:38:15.561								
7	1:04.381	+1.065	14:39:19.942								
8	1:04.252	+0.936	14:40:24.194								
9	1:03.602	+0.286	14:41:27.796								
10	1:04.260	+0.944	14:42:32.056								
11	1:03.944	+0.628	14:43:36.000								
12	1:04.286	+0.970	14:44:40.286								
13	1:03.610	+0.294	14:45:43.896								
14	1:03.856	+0.540	14:46:47.752								
15	1:03.595	+0.279	14:47:51.347								
16	1:04.174	+0.858	14:48:55.521								
(61) Robin Senn											
1	1:10.932	+7.650	14:32:57.767								
2	1:04.814	+1.532	14:34:02.581								
3	1:04.071	+0.789	14:35:06.652								
4	1:03.364	+0.082	14:36:10.016								
5	1:03.282		14:37:13.298								
6	1:03.523	+0.241	14:38:16.821								
7	1:04.061	+0.779	14:39:20.882								
8	1:04.374	+1.092	14:40:25.256								
9	1:04.186	+0.904	14:41:29.442								
10	1:03.576	+0.294	14:42:33.018								

Zeitnahmekommissar & Auswertung

Orbits

Rennleiter

PARTNER



ADAC Mini Bike Rennen Faßberg

Nach Runden sortiert


Einsteiger

Faßberg 1,020 Km

1. B-Finale

07.05.2016 14:55

Rennen (14 Runden) started at 14:56:14



Pos.	r.	t.Nr.	Name	Wohnort	Team	Sponsor / Ortsclub	Fahrzeug	Runden	Gesamtzeit	Diff.	ste Zeit.	Runde
1	1	54	Kilian Holzer	Hippach			NFS 100	14	15:26.159		1:05.038	3
2	2	58	Patrik Carda	Popovky			NFS 100	14	15:44.021	17.862	1:05.509	6
3	3	7	Justian Bräuer	Burgstadt	ADAC Racing Team AMC Sarle.V.		NFS 100	14	15:53.609	27.450	1:06.987	4
4	4	5	Enrico Caruso	Schloß Holte- Stuken.			NFS 100	13	16:34.936	1 Runde	1:14.289	2

Nicht Klassifiziert

NS NS 15 Fynn Skeide

Neckarsulm

AMC-Etlingen e.V. im ADAC

NS

0

Zeitnahmekommissar & Auswertung

Rennteiler

Gedruckt: 07.05.2016 15:13:17

PARTNER



ADAC

ADAC Mini Bike Rennen Faßberg

Einsteiger

Faßberg 1,020 Km

1. B-Finale

07.05.2016 14:55

Rennen (14 Runden) started at 14:56:14

Runde	Rundenzeit	Diff.	Tageszeit	Runde	Rundenzeit	Diff.	Tageszeit	Runde	Rundenzeit	Diff.	Tageszeit
(54) Kilian Holzer											
1	1:10.225	+5.187	14:57:26.240								
2	1:05.296	+0.258	14:58:31.536								
3	1:05.038		14:59:36.574								
4	1:05.217	+0.179	15:00:41.791								
5	1:05.281	+0.243	15:01:47.072								
6	1:05.778	+0.740	15:02:52.850								
7	1:05.550	+0.512	15:03:58.400								
8	1:05.232	+0.194	15:05:03.632								
9	1:06.275	+1.237	15:06:09.907								
10	1:06.975	+1.937	15:07:16.882								
11	1:05.702	+0.664	15:08:22.584								
12	1:05.716	+0.678	15:09:28.300								
13	1:05.635	+0.597	15:10:33.935								
14	1:06.350	+1.312	15:11:40.285								
(58) Patrik Carda											
1	1:10.263	+4.754	14:57:26.751								
2	1:06.870	+1.361	14:58:33.621								
3	1:07.341	+1.832	14:59:40.962								
4	1:07.301	+1.792	15:00:48.263								
5	1:06.124	+0.615	15:01:54.387								
6	1:05.509		15:02:59.896								
7	1:06.616	+1.107	15:04:06.512								
8	1:06.653	+1.144	15:05:13.165								
9	1:07.498	+1.989	15:06:20.663								
10	1:06.800	+1.291	15:07:27.463								
11	1:06.763	+1.254	15:08:34.226								
12	1:07.010	+1.501	15:09:41.236								
13	1:07.608	+2.099	15:10:48.844								
14	1:09.303	+3.794	15:11:58.147								
(7) Justian Bräuer											
1	1:10.212	+3.225	14:57:25.768								
2	1:07.517	+0.530	14:58:33.285								
3	1:07.255	+0.268	14:59:40.540								
4	1:06.987		15:00:47.527								
5	1:07.543	+0.556	15:01:55.070								
6	1:07.012	+0.025	15:03:02.082								
7	1:07.591	+0.604	15:04:09.673								
8	1:07.480	+0.493	15:05:17.153								
9	1:07.774	+0.787	15:06:24.927								
10	1:08.487	+1.500	15:07:33.414								
11	1:08.044	+1.057	15:08:41.458								
12	1:08.321	+1.334	15:09:49.779								
13	1:08.662	+1.675	15:10:58.441								
14	1:09.294	+2.307	15:12:07.735								
(5) Enrico Caruso											
1	1:15.873	+1.584	14:57:32.818								
2	1:14.289		14:58:47.107								
3	1:17.007	+2.718	15:00:04.114								
4	1:15.801	+1.512	15:01:19.915								
5	1:15.280	+0.991	15:02:35.195								
6	1:15.036	+0.747	15:03:50.231								
7	1:16.649	+2.360	15:05:06.880								
8	1:15.714	+1.425	15:06:22.594								
9	1:16.026	+1.737	15:07:38.620								
10	1:17.199	+2.910	15:08:55.819								
11	1:17.451	+3.162	15:10:13.270								
12	1:15.993	+1.704	15:11:29.263								
13	1:19.799	+5.510	15:12:49.062								

Zeitnahmekommissar & Auswertung

Orbits

Rennleiter

PARTNER



ADAC Mini Bike Rennen Faßberg

Nach Runden sortiert


Einstelger

Faßberg 1,020 Km

2. A-Finale

07.05.2016 16:15

Rennen (16 Runden) started at 16:13:41



Pos.	s.	t.Nr.	Name	Wohnort	Team	Sponsor / Ortsclub	Fahrzeug	Runden	Gesamtzeit	Diff.	ste Zeit.	Runde
1	1	18	Justin Hänse	Harth-Pöllnitz			NFS 100	16	16:15.006		1:00.315	5
2	2	3	Dustin Schneider	Adorf/ Vogtland	ADAC Racing Team AMC Sarrie.V.		NFS 100	16	16:21.221	6.215	1:00.183	13
3	3	53	Jonas Kocourek	Dolni Loucky			NFS 100	16	16:23.552	8.546	59.880	13
4	4	19	Max Schmidt	Wuppertal			NFS 100	16	16:25.503	10.497	1:00.231	14
5	5	60	Reiner Saris	Op Hellevoetsluis			NFS 100	16	16:36.858	21.852	1:01.388	14
6	6	63	Tino Hole	Kalundborg			NFS 100	16	16:37.219	22.213	1:01.277	14
7	7	6	Phillip Kastl	Neukirchen			NFS 100	16	16:38.449	23.443	1:00.265	13
8	8	4	Lennox Lehmann	Dresden	ADAC Racing Team AMC Sarrie.V.		NFS 100	16	16:39.519	24.513	1:00.653	13
9	9	55	Jordan Bartucca	Endingen	Swiss racing sport		NFS 100	16	16:49.484	34.478	1:02.299	11
10	10	10	Justin Baumeister	Gaggenau	AMC-Etlingen e.V. im ADAC		NFS 100	16	17:02.240	47.234	1:02.947	4
11	11	11	Lennard Göttlich	Kottmar/ OT Eibau	ADAC RT AMC Sachsening		NFS 100	16	17:03.679	48.673	1:02.498	16
12	12	52	Maxim Repák	Bratislava			NFS 100	16	17:04.016	49.010	1:02.607	16
13	13	2	Jannik Jöst	Offenbach am Main			NFS 100	16	17:12.835	57.829	1:03.085	13
14	14	21	Emilie Siebert	Finning	adac-team sudbayern		NFS 100	16	17:14.204	59.198	1:03.500	3
15	15	61	Robin Senn	Würenlingen	rsm-racing Team		NFS 100	16	17:14.413	59.407	1:03.230	3
16	16	1	Marco Schweitzer	Giengen an der Brenz	ADAC Württemberg		NFS 100	15	16:28.856	1 Runde	1:04.390	3
17	17	12	Lucy Michel	Elterlein/ OT Schwarzb	AMC-Etlingen e.V. im ADAC		NFS 100	15	16:40.983	1 Runde	1:02.217	12

Zeitnahmekommissar & Auswertung

Rennteiler

Gedruckt: 07.05.2016 16:31:07

#4 u. #6 + 15sec. wg. Jump Start

PARTNER



ADAC Mini Bike Rennen Faßberg

Einsteiger

Faßberg 1,020 Km

2. A-Finale

07.05.2016 16:15

Rennen (16 Runden) started at 16:13:41

Runde	Rundenzeit	Diff.	Tageszeit	Runde	Rundenzeit	Diff.	Tageszeit	Runde	Rundenzeit	Diff.	Tageszeit								
(18) Justin Hänse																			
1	1:03.498	+3.183	16:14:45.261	11	1:00.420	+0.189	16:24:59.989	5	1:01.488	+0.835	16:18:53.788								
2	1:00.666	+0.351	16:15:45.927	12	1:01.356	+1.125	16:26:01.345	6	1:01.775	+1.122	16:19:55.563								
3	1:00.824	+0.509	16:16:46.751	13	1:00.275	+0.044	16:27:01.620	7	1:01.707	+1.054	16:20:57.270								
4	1:00.455	+0.140	16:17:47.206	14	1:00.231		16:28:01.851	8	1:00.690	+0.037	16:21:57.960								
5	1:00.315		16:18:47.521	15	1:03.230	+2.999	16:29:05.081	9	1:00.989	+0.336	16:22:58.949								
6	1:00.380	+0.065	16:19:47.901	16	1:01.794	+1.563	16:30:06.875	10	1:00.922	+0.269	16:23:59.871								
7	1:00.332	+0.017	16:20:48.233	(60) Reinier Saris															
8	1:01.049	+0.734	16:21:49.282	1	1:05.909	+4.521	16:14:49.353	11	1:00.768	+0.115	16:25:00.639								
9	1:00.764	+0.449	16:22:50.046	2	1:02.216	+0.828	16:15:51.569	12	1:01.302	+0.649	16:26:01.941								
10	1:00.397	+0.082	16:23:50.443	3	1:02.234	+0.846	16:16:53.803	13	1:00.653		16:27:02.594								
11	1:00.997	+0.682	16:24:51.440	4	1:01.990	+0.602	16:17:55.793	14	1:00.867	+0.214	16:28:03.461								
12	1:01.160	+0.845	16:25:52.600	5	1:02.010	+0.622	16:18:57.803	15	1:01.555	+0.902	16:29:05.016								
13	1:00.821	+0.506	16:26:53.421	6	1:02.046	+0.658	16:19:59.849	16	1:00.875	+0.222	16:30:05.891								
14	1:00.358	+0.043	16:27:53.779	7	1:02.063	+0.675	16:21:01.912	(55) Jordan Bartucca											
15	1:01.603	+1.288	16:28:55.382	8	1:02.093	+0.705	16:22:04.005	1	1:06.370	+4.071	16:14:50.812								
16	1:00.996	+0.681	16:29:56.378	9	1:01.931	+0.543	16:23:05.936	2	1:02.727	+0.428	16:15:53.539								
(3) Dustin Schneider																			
1	1:03.924	+3.741	16:14:46.780	10	1:02.451	+1.063	16:24:08.387	3	1:02.301	+0.002	16:16:55.840								
2	1:02.182	+1.999	16:15:48.962	11	1:01.723	+0.335	16:25:10.110	4	1:02.724	+0.425	16:17:58.564								
3	1:01.625	+1.442	16:16:50.587	12	1:01.401	+0.013	16:26:11.511	5	1:02.645	+0.346	16:19:01.209								
4	1:01.390	+1.207	16:17:51.977	13	1:02.026	+0.638	16:27:13.537	6	1:02.381	+0.082	16:20:03.590								
5	1:01.662	+1.479	16:18:53.639	14	1:01.388		16:28:14.925	7	1:02.777	+0.478	16:21:06.367								
6	1:01.393	+1.210	16:19:55.032	15	1:01.627	+0.239	16:29:16.552	8	1:02.832	+0.533	16:22:09.199								
7	1:01.138	+0.955	16:20:56.170	16	1:01.678	+0.290	16:30:18.230	9	1:02.325	+0.026	16:23:11.524								
8	1:01.195	+1.012	16:21:57.365	(63) Tino Hole															
9	1:00.598	+0.415	16:22:57.963	1	1:05.661	+4.384	16:14:49.117	10	1:02.766	+0.467	16:24:14.290								
10	1:00.660	+0.477	16:23:58.623	2	1:02.177	+0.900	16:15:51.294	11	1:02.299		16:25:16.589								
11	1:00.935	+0.752	16:24:59.558	3	1:02.273	+0.996	16:16:53.567	12	1:02.607	+0.308	16:26:19.196								
12	1:00.633	+0.450	16:26:00.191	4	1:01.978	+0.701	16:17:55.545	13	1:02.591	+0.292	16:27:21.787								
13	1:00.183		16:27:00.374	5	1:02.042	+0.765	16:18:57.587	14	1:02.491	+0.192	16:28:24.278								
14	1:00.737	+0.554	16:28:01.111	6	1:01.952	+0.675	16:19:59.539	15	1:03.377	+1.078	16:29:27.655								
15	1:00.921	+0.738	16:29:02.032	7	1:02.047	+0.770	16:21:01.586	16	1:03.201	+0.902	16:30:30.856								
16	1:00.561	+0.378	16:30:02.593	8	1:02.127	+0.850	16:22:03.713	(10) Justin Baumeister											
(53) Jonás Kocourek																			
1	1:03.862	+3.982	16:14:47.052	9	1:01.943	+0.666	16:23:05.656	1	1:08.278	+5.331	16:14:52.171								
2	1:02.288	+2.408	16:15:49.340	10	1:02.540	+1.263	16:24:08.196	2	1:03.274	+0.327	16:15:55.445								
3	1:01.685	+1.805	16:16:51.025	11	1:02.231	+0.954	16:25:10.427	3	1:03.230	+0.283	16:16:58.675								
4	1:01.789	+1.909	16:17:52.814	12	1:01.480	+0.203	16:26:11.907	4	1:02.947		16:18:01.622								
5	1:01.395	+1.515	16:18:54.209	13	1:01.846	+0.569	16:27:13.753	5	1:02.951	+0.004	16:19:04.573								
6	1:01.166	+1.286	16:19:55.375	14	1:01.277		16:28:15.030	6	1:03.637	+0.690	16:20:08.210								
7	1:01.401	+1.521	16:20:56.776	15	1:01.723	+0.446	16:29:16.753	7	1:03.607	+0.660	16:21:11.817								
8	1:00.782	+0.902	16:21:57.558	16	1:01.838	+0.561	16:30:18.591	8	1:03.363	+0.416	16:22:15.180								
9	1:00.690	+0.810	16:22:58.248	(6) Philip Kastl															
10	1:01.516	+1.636	16:23:59.764	1	1:05.017	+4.752	16:14:47.797	9	1:03.140	+0.193	16:23:18.320								
11	1:00.453	+0.573	16:25:00.217	2	1:01.815	+1.550	16:15:49.612	10	1:03.496	+0.549	16:24:21.816								
12	1:01.573	+1.693	16:26:01.790	3	1:01.785	+1.520	16:16:51.397	11	1:03.431	+0.484	16:25:25.247								
13	59.880		16:27:01.670	4	1:01.308	+1.043	16:17:52.705	12	1:03.228	+0.281	16:26:28.475								
14	1:00.286	+0.406	16:28:01.956	5	1:01.217	+0.952	16:18:53.922	13	1:03.217	+0.270	16:27:31.692								
15	1:02.051	+2.171	16:29:04.007	6	1:01.258	+0.993	16:19:55.180	14	1:04.992	+2.045	16:28:36.684								
16	1:00.917	+1.037	16:30:04.924	7	1:01.163	+0.898	16:20:56.343	15	1:03.533	+0.586	16:29:40.217								
(19) Max Schmidt																			
1	1:05.105	+4.874	16:14:48.228	8	1:00.660	+0.395	16:21:57.003	16	1:03.395	+0.448	16:30:43.612								
2	1:01.726	+1.495	16:15:49.954	9	1:00.602	+0.337	16:22:57.605	(11) Lennard Göttlich											
3	1:02.205	+1.974	16:16:52.159	10	1:00.894	+0.629	16:23:58.499	1	1:10.454	+7.956	16:14:55.099								
4	1:00.946	+0.715	16:17:53.105	11	1:00.773	+0.508	16:24:59.272	2	1:03.662	+1.164	16:15:58.761								
5	1:01.619	+1.388	16:18:54.724	12	1:01.170	+0.905	16:26:00.442	3	1:03.158	+0.660	16:17:01.919								
6	1:01.479	+1.248	16:19:56.203	13	1:00.265		16:27:00.707	4	1:02.913	+0.415	16:18:04.832								
7	1:01.732	+1.501	16:20:57.935	14	1:00.605	+0.340	16:28:01.312	5	1:04.181	+1.683	16:19:09.013								
8	1:00.547	+0.316	16:21:58.482	15	1:01.073	+0.808	16:29:02.385	6	1:03.084	+0.586	16:20:12.097								
9	1:00.355	+0.124	16:22:58.837	16	1:02.436	+2.171	16:30:04.821	7	1:03.191	+0.693	16:21:15.288								
10	1:00.732	+0.501	16:23:59.569	(4) Lennox Lehmann															
1												1:04.889	+4.236	16:14:47.166					
2												1:01.975	+1.322	16:15:49.141					
3												1:01.674	+1.021	16:16:50.815					
4												1:01.485	+0.832	16:17:52.300					

Zeitnahmekommissar & Auswertung

Rennleiter

PARTNER



ADAC Mini Bike Rennen Faßberg

Einsteiger

Faßberg 1,020 Km

2. A-Finale

07.05.2016 16:15

Rennen (16 Runden) started at 16:13:41

Runde	Rundenzeit	Diff.	Tageszeit	Runde	Rundenzeit	Diff.	Tageszeit	Runde	Rundenzeit	Diff.	Tageszeit
(52) Maxim Repák				11	1:03.847	+0.617	16:25:33.520	12	1:04.686	+1.456	16:26:38.206
1	1:08.690	+6.083	16:14:54.090	13	1:03.624	+0.394	16:27:41.830	14	1:04.534	+1.304	16:28:46.364
2	1:03.322	+0.715	16:15:57.412	15	1:05.403	+2.173	16:29:51.767	16	1:04.018	+0.788	16:30:55.785
3	1:03.417	+0.810	16:17:00.829	(1) Marco Schweizer				1	1:10.702	+6.312	16:14:56.307
4	1:03.700	+1.093	16:18:04.529	2	1:04.556	+0.166	16:16:00.863	3	1:04.390		16:17:05.253
5	1:03.416	+0.809	16:19:07.945	4	1:04.605	+0.215	16:18:09.858	5	1:06.637	+2.247	16:19:16.495
6	1:03.465	+0.858	16:20:11.410	6	1:05.186	+0.796	16:20:21.681	6	1:05.186	+0.796	16:20:21.681
7	1:03.255	+0.648	16:21:14.665	7	1:05.620	+1.230	16:21:27.301	7	1:05.620	+1.230	16:21:27.301
8	1:03.386	+0.779	16:22:18.051	8	1:05.488	+1.098	16:22:32.789	8	1:05.488	+1.098	16:22:32.789
9	1:04.390	+1.783	16:23:22.441	9	1:05.392	+1.002	16:23:38.181	9	1:05.392	+1.002	16:23:38.181
10	1:04.245	+1.638	16:24:26.686	10	1:05.511	+1.121	16:24:43.692	10	1:05.511	+1.121	16:24:43.692
11	1:04.237	+1.630	16:25:30.923	11	1:05.306	+0.916	16:25:48.998	11	1:05.306	+0.916	16:25:48.998
12	1:03.143	+0.536	16:26:34.066	12	1:05.141	+0.751	16:26:54.139	12	1:05.141	+0.751	16:26:54.139
13	1:02.608	+0.001	16:27:36.674	13	1:04.535	+0.145	16:27:58.674	13	1:04.535	+0.145	16:27:58.674
14	1:03.093	+0.486	16:28:39.767	14	1:06.271	+1.881	16:29:04.945	14	1:06.271	+1.881	16:29:04.945
15	1:03.014	+0.407	16:29:42.781	15	1:05.283	+0.893	16:30:10.228	15	1:05.283	+0.893	16:30:10.228
16	1:02.607		16:30:45.388	(12) Lucy Michel				1	1:06.707	+4.490	16:14:50.562
(2) Jannik Jöst				1	1:10.647	+7.562	16:14:55.517	2	1:03.196	+0.979	16:15:53.758
1	1:10.647	+7.562	16:14:55.517	2	1:04.886	+1.801	16:16:00.403	3	1:02.383	+0.166	16:16:56.141
2	1:04.886	+1.801	16:16:00.403	3	1:04.188	+1.103	16:17:04.591	4	1:02.659	+0.442	16:17:58.800
3	1:04.188	+1.103	16:17:04.591	4	1:03.685	+0.600	16:18:08.276	5	1:02.525	+0.308	16:19:01.325
4	1:03.685	+0.600	16:18:08.276	5	1:03.469	+0.384	16:19:11.745	6	1:02.727	+0.510	16:20:04.052
5	1:03.469	+0.384	16:19:11.745	6	1:03.479	+0.394	16:20:15.224	7	1:02.541	+0.324	16:21:06.593
6	1:03.479	+0.394	16:20:15.224	7	1:03.941	+0.856	16:21:19.165	8	1:02.934	+0.717	16:22:09.527
7	1:03.941	+0.856	16:21:19.165	8	1:03.387	+0.302	16:22:22.552	9	1:02.494	+0.277	16:23:12.021
8	1:03.387	+0.302	16:22:22.552	9	1:03.678	+0.593	16:23:26.230	10	1:02.457	+0.240	16:24:14.478
9	1:03.678	+0.593	16:23:26.230	10	1:04.030	+0.945	16:24:30.260	11	1:02.740	+0.523	16:25:17.218
10	1:04.030	+0.945	16:24:30.260	11	1:03.820	+0.735	16:25:34.080	12	1:02.217		16:26:19.435
11	1:03.820	+0.735	16:25:34.080	12	1:03.268	+0.183	16:26:37.348	13	1:02.518	+0.301	16:27:21.953
12	1:03.268	+0.183	16:26:37.348	13	1:03.085		16:27:40.433	14	1:51.978	+49.761	16:29:13.931
13	1:03.085		16:27:40.433	14	1:04.244	+1.159	16:28:44.677	15	1:08.424	+6.207	16:30:22.355
14	1:04.244	+1.159	16:28:44.677	15	1:04.253	+1.168	16:29:48.930				
15	1:04.253	+1.168	16:29:48.930	16	1:05.277	+2.192	16:30:54.207				
16	1:05.277	+2.192	16:30:54.207	(21) Emilie Siebert				1	1:08.053	+4.553	16:14:52.661
(61) Robin Senn				1	1:08.053	+4.553	16:14:52.661	2	1:04.171	+0.671	16:15:56.832
1	1:08.053	+4.553	16:14:52.661	2	1:04.171	+0.671	16:15:56.832	3	1:03.500		16:17:00.332
2	1:04.171	+0.671	16:15:56.832	3	1:03.500		16:17:00.332	4	1:03.734	+0.234	16:18:04.066
3	1:03.500		16:17:00.332	4	1:03.734	+0.234	16:18:04.066	5	1:03.759	+0.259	16:19:07.825
4	1:03.734	+0.234	16:18:04.066	5	1:03.759	+0.259	16:19:07.825	6	1:04.131	+0.631	16:20:11.956
5	1:03.759	+0.259	16:19:07.825	6	1:04.131	+0.631	16:20:11.956	7	1:05.141	+1.641	16:21:17.097
6	1:04.131	+0.631	16:20:11.956	7	1:05.141	+1.641	16:21:17.097	8	1:04.539	+1.039	16:22:21.636
7	1:05.141	+1.641	16:21:17.097	8	1:04.539	+1.039	16:22:21.636	9	1:04.151	+0.651	16:23:25.787
8	1:04.539	+1.039	16:22:21.636	9	1:04.151	+0.651	16:23:25.787	10	1:03.670	+0.170	16:24:29.457
9	1:04.151	+0.651	16:23:25.787	10	1:03.670	+0.170	16:24:29.457	11	1:03.970	+0.470	16:25:33.427
10	1:03.670	+0.170	16:24:29.457	11	1:03.970	+0.470	16:25:33.427	12	1:04.645	+1.145	16:26:38.072
11	1:03.970	+0.470	16:25:33.427	12	1:04.645	+1.145	16:26:38.072	13	1:03.618	+0.118	16:27:41.690
12	1:04.645	+1.145	16:26:38.072	13	1:03.618	+0.118	16:27:41.690	14	1:04.435	+0.935	16:28:46.125
13	1:03.618	+0.118	16:27:41.690	14	1:04.435	+0.935	16:28:46.125	15	1:05.420	+1.920	16:29:51.545
14	1:04.435	+0.935	16:28:46.125	15	1:05.420	+1.920	16:29:51.545	16	1:04.031	+0.531	16:30:55.576
15	1:05.420	+1.920	16:29:51.545	16	1:04.031	+0.531	16:30:55.576				
16	1:04.031	+0.531	16:30:55.576								

Zeitnahmekommissar & Auswertung

Rennleiter

PARTNER

Orbits



ADAC Mini Bike Rennen Faßberg

Nach Runden sortiert


Einstelger

Faßberg 1,020 Km

2. B-Finale

07.05.2016 16:40

Rennen (14 Runden) started at 16:39:33



Pos.	s.	t.Nr.	Name	Wohnort	Team	Sponsor / Ortsclub	Fahrzeug	Runden	Gesamtzeit	Diff.	ste Zeit.	Runde
1	1	54	Kilian Holzer	Hippach			NFS 100	14	15:29.619		1:05.263	2
2	2	58	Patrik Carda	Popovky			NFS 100	14	15:44.004	14.385	1:05.999	5
3	3	7	Justian Bräuer	Burgstadt	ADAC Racing Team AMC Sarle.V.		NFS 100	14	15:58.122	28.503	1:06.963	3
4	4	5	Enrico Caruso	Schloß Holte- Stuken.			NFS 100	13	16:34.021	1 Runde	1:15.018	4
Nicht Klassifiziert												
NS	NS	15	Fynn Skeide	Neckarsulm	AMC-Ettingen e.V. im ADAC		NFS 100			NS		0

Zeitnahmekommissar & Auswertung

Rennteiler

Gedruckt: 07.05.2016 16:56:14

PARTNER



ADAC

ADAC Mini Bike Rennen Faßberg

Einsteiger

Faßberg 1,020 Km

2. B-Finale

07.05.2016 16:40

Rennen (14 Runden) started at 16:39:33

Runde	Rundenzeit	Diff.	Tageszeit	Runde	Rundenzeit	Diff.	Tageszeit	Runde	Rundenzeit	Diff.	Tageszeit
(54) Kilian Holzer											
1	1:08.603	+3.340	16:40:42.851								
2	1:05.263		16:41:48.114								
3	1:06.212	+0.949	16:42:54.326								
4	1:06.365	+1.102	16:44:00.691								
5	1:07.041	+1.778	16:45:07.732								
6	1:06.219	+0.956	16:46:13.951								
7	1:06.069	+0.806	16:47:20.020								
8	1:05.828	+0.565	16:48:25.848								
9	1:06.327	+1.064	16:49:32.175								
10	1:05.876	+0.613	16:50:38.051								
11	1:05.701	+0.438	16:51:43.752								
12	1:06.026	+0.763	16:52:49.778								
13	1:06.468	+1.205	16:53:56.246								
14	1:06.625	+1.362	16:55:02.871								
(58) Patrik Carda											
1	1:10.880	+4.881	16:40:46.036								
2	1:07.121	+1.122	16:41:53.157								
3	1:07.331	+1.332	16:43:00.488								
4	1:06.654	+0.655	16:44:07.142								
5	1:05.999		16:45:13.141								
6	1:06.647	+0.648	16:46:19.788								
7	1:06.169	+0.170	16:47:25.957								
8	1:06.237	+0.238	16:48:32.194								
9	1:06.634	+0.635	16:49:38.828								
10	1:06.538	+0.539	16:50:45.366								
11	1:07.431	+1.432	16:51:52.797								
12	1:07.142	+1.143	16:52:59.939								
13	1:07.915	+1.916	16:54:07.854								
14	1:09.402	+3.403	16:55:17.256								
(7) Justian Bräuer											
1	1:11.266	+4.303	16:40:45.601								
2	1:07.067	+0.104	16:41:52.668								
3	1:06.963		16:42:59.631								
4	1:07.764	+0.801	16:44:07.395								
5	1:07.902	+0.939	16:45:15.297								
6	1:07.304	+0.341	16:46:22.601								
7	1:07.189	+0.226	16:47:29.790								
8	1:08.245	+1.282	16:48:38.035								
9	1:08.448	+1.485	16:49:46.483								
10	1:09.474	+2.511	16:50:55.957								
11	1:08.523	+1.560	16:52:04.480								
12	1:08.513	+1.550	16:53:12.993								
13	1:09.111	+2.148	16:54:22.104								
14	1:09.270	+2.307	16:55:31.374								
(5) Enrico Caruso											
1	1:16.874	+1.856	16:40:52.375								
2	1:15.041	+0.023	16:42:07.416								
3	1:15.974	+0.956	16:43:23.390								
4	1:15.018		16:44:38.408								
5	1:15.646	+0.628	16:45:54.054								
6	1:15.585	+0.567	16:47:09.639								
7	1:16.191	+1.173	16:48:25.830								
8	1:16.627	+1.609	16:49:42.457								
9	1:16.223	+1.205	16:50:58.680								
10	1:15.049	+0.031	16:52:13.729								
11	1:17.480	+2.462	16:53:31.209								
12	1:17.896	+2.878	16:54:49.105								
13	1:18.168	+3.150	16:56:07.273								

Zeitnahmekommissar & Auswertung

Orbits

Rennleiter

PARTNER

