

ADAC Formel 4

Result List Race 3

Provisional



Sachsenring, Length: 3645m

Air temperature: 16.41°C

Track temperature: 21.59°C

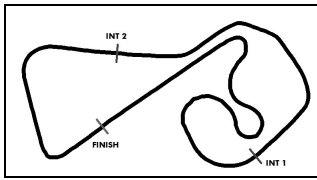
Weather condition: Dry

DMSB Reg. Nr.: 116/16

Sunday, May 01, 2016 15:40:00

started : 35 classified : 31 not classified : 4

Nr.	Drivers	Sponsor	Laps	Total Time	Gap	Kph	Lap	Time	Kph
Cl.	Car	Competitor							
1	96 J.Mawson(DEU) ADAC Formel 4 powered by Abarth	Van Amersfoort Racing	18	30:05.240		129.9	12	1:20.518	162.9
2	66 S.Laaksonen(FIN) ADAC Formel 4 powered by Abarth	Motopark	18	30:05.979	0.739	129.5	12	1:20.761	162.4
3	81 N.Nielsen(DNK) R ADAC Formel 4 powered by Abarth	Neuhauser Racing	18	30:06.836	1.596	129.5	13	1:20.483	163.0
4	29 M.Schumacher(DEU) ADAC Formel 4 powered by Abarth	Prema Powerteam	18	30:07.435	2.195	129.8	14	1:20.543	162.9
5	28 K.Schramm(DEU) ADAC Formel 4 powered by Abarth	US Racing	18	30:08.140	2.900	130.0	12	1:20.487	163.0
6	68 J.Correa(ITA) R ADAC Formel 4 powered by Abarth	Prema Powerteam	18	30:08.738	3.498	129.4	14	1:20.721	162.5
7	6 M.Ortmann(DEU) ADAC Formel 4 powered by Abarth	ADAC Berlin-Brandenburg e.V.	18	30:09.619	4.379	129.7	13	1:20.729	162.5
8	33 J.Aberdein(ZAF) R ADAC Formel 4 powered by Abarth	Motopark	18	30:10.808	5.568	129.4	13	1:20.905	162.1
9	15 M.Waldherr(DEU) ADAC Formel 4 powered by Abarth	Lechner Racing	18	30:11.358	6.118	129.8	13	1:20.916	162.1
10	99 S.Flörsch(DEU) ADAC Formel 4 powered by Abarth	Motopark	18	30:11.945	6.705	129.7	13	1:20.552	162.9
11	5 L.Zendeli(DEU) R ADAC Formel 4 powered by Abarth	ADAC Berlin-Brandenburg e.V.	18	30:12.706	7.466	129.8	14	1:20.977	162.0
12	8 L.Engstler(DEU) ADAC Formel 4 powered by Abarth	Liqui Moly Team Engstler	18	30:13.180	7.940	130.0	6	1:21.454	161.0
13	14 T.Preining(AUT) ADAC Formel 4 powered by Abarth	Lechner Racing	18	30:13.741	8.501	130.5	14	1:21.621	160.7
14	20 K.Kratz(DEU) ADAC Formel 4 powered by Abarth	Jenzer Motorsport	18	30:14.777	9.537	130.6	5	1:21.252	161.4
15	9 R.Feller(CHE) R ADAC Formel 4 powered by Abarth	ADAC Berlin-Brandenburg e.V.	18	30:15.458	10.218	129.9	6	1:21.910	160.2
16	71 P.Hamprecht(DEU) ADAC Formel 4 powered by Abarth	RS Competition	18	30:16.482	11.242	130.4	14	1:21.044	161.9
17	10 A.Estner(DEU) R ADAC Formel 4 powered by Abarth	RS Competition	18	30:17.553	12.313	129.7	14	1:21.694	160.6
18	30 K.Gulbrandsen(NOR) R ADAC Formel 4 powered by Abarth	Team Timo Scheider GmbH	18	30:18.627	13.387	129.9	12	1:21.877	160.2
19	27 L.Gachot(GBR) ADAC Formel 4 powered by Abarth	US Racing	18	30:19.569	14.329	129.8	14	1:21.735	160.5
20	45 T.Wolf(DEU) ADAC Formel 4 powered by Abarth	KUG-Motorsport	18	30:20.086	14.846	130.3	12	1:21.249	161.5
21	35 K.Laliberte(FRA) ADAC Formel 4 powered by Abarth	Van Amersfoort Racing	18	30:23.605	18.365	129.0	12	1:20.609	162.7
22	19 F.Scherer(CHE) R ADAC Formel 4 powered by Abarth	Jenzer Motorsport	18	30:24.668	19.428	134.2	12	1:20.868	162.2
23	46 M.Auricchio(DEU) ADAC Formel 4 powered by Abarth	Team Timo Scheider GmbH	18	30:26.486	21.246	129.9	12	1:21.670	160.6
24	23 J.Hanses(DEU) R ADAC Formel 4 powered by Abarth	Team Timo Scheider GmbH	18	30:27.213	21.973	129.3	13	1:22.021	159.9
25	40 L.Hoogenboom(NLD) R ADAC Formel 4 powered by Abarth	Van Amersfoort Racing	18	30:27.912	22.672	129.4	13	1:21.784	160.4
26	25 M.Müller-Crepon(CHE) ADAC Formel 4 powered by Abarth	Van Amersfoort Racing	18	30:29.025	23.785	128.4	5	1:21.498	161.0



ADAC Formel 4

Result List Race 3

Provisional



Sachsenring, Length: 3645m
Air temperature: 16.41°C
Track temperature: 21.59°C
Weather condition: Dry

DMSB Reg. Nr.: 116/16

Sunday, May 01, 2016 15:40:00

started : 35 classified : 31 not classified : 4

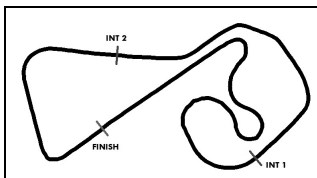
Nr.	Drivers	Sponsor	Laps	Total Time	Gap	Kph	Lap	Time	Kph
Cl.	Car	Competitor							
27	13 Y.Brandt(DEU) R ADAC Formel 4 powered by Abarth	Lechner Racing	18	30:29.439	24.199	129.5	13	1:21.997	160.0
28	80 F.Drugovich(AUT) R ADAC Formel 4 powered by Abarth	Neuhauser Racing	18	30:31.516	26.276	128.3	13	1:21.001	161.9
29	77 J.van Uiter(NLD) ADAC Formel 4 powered by Abarth	Jenzer Motorsport	17	30:30.283	1LAPS	121.3	13	1:21.041	161.9
30	18 J.Meikup(EST) ADAC Formel 4 powered by Abarth	Jenzer Motorsport	16	26:16.082	2 LAP	132.9	11	1:22.272	159.4
31	3 C.Schreiner(DEU) ADAC Formel 4 powered by Abarth	US Racing	16	26:16.456	2 LAP	133.8	13	1:22.398	159.2
Not classified									
2	J.Fittje(DEU) ADAC Formel 4 powered by Abarth	US Racing	14	22:30.877	4 LAP	135.1	12	1:20.494	163.0
7	O.Söderström(SWE) ADAC Formel 4 powered by Abarth	ADAC Berlin-Brandenburg e.V.	12	20:18.265	6 LAP	134.7	4	1:22.086	159.8
44	J.Vips(ITA) R ADAC Formel 4 powered by Abarth	Prema Powerteam	5	8:09.994	13 LAP	135.5	5	1:22.089	159.8
55	M.Niederhauser(CHE) ADAC Formel 4 powered by Abarth	Rennsport Rössler	2	5:44.648	16 LAP	59.1	0		

Subject to final scrutineering!

Publications Time:

Clerk of the course:

Time Keeping:



ADAC Formel 4

Sector List Race 3

Provisional



Sachsenring, Length: 3645m

Air temperature: 16.41°C

Track temperature: 21.59°C

Weather condition: Dry

DMSB Reg. Nr.: 116/16

Sunday, May 01, 2016 15:40:00

Lap	Time	SE1	SP1	SE2	SP2	SE3	SP3	TSP	Lap	Time	SE1	SP1	SE2	SP2	SE3	SP3	TSP
2	Fittje, DEU								theoretical besttime: 1:20.322								
1	1:28.839	45.217		19.313		24.309	144	120	9	2:10.270	1:03.718		30.626		35.926	116	124
2	2:28.985	1:11.503		42.978		34.504	156	161	10	2:00.953	1:00.959		31.358		28.636	159	142
3	1:22.623	42.876		18.128		21.619	156	197	11	1:21.691	42.243		18.235		21.213	160	197
4	1:21.567	42.309		17.858		21.400	159	195	12	1:20.494	41.438		17.863		21.193	161	198
5	1:21.585	42.142		17.885		21.558	159	199	13	1:20.776	41.753		17.710		21.313	163	203
6	1:21.378	41.945		17.876		21.557	160	198	14	1:20.799	41.899		17.691		21.209	161	198
7	1:24.077	41.713		18.107		24.257	143	199	15								203
8	2:06.840	57.104		30.749		38.987	96	181									

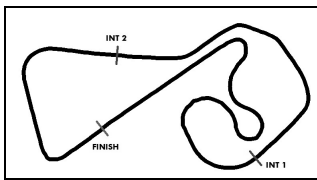
Lap	Time	SE1	SP1	SE2	SP2	SE3	SP3	TSP	Lap	Time	SE1	SP1	SE2	SP2	SE3	SP3	TSP
3	Schreiner, DEU								theoretical besttime: 1:22.009								
1	1:46.164	52.181		20.878		33.105	90	152	10	1:53.004	57.037		31.516		24.451	159	122
2	2:17.227	1:10.441		38.587		28.199	158	122	11	1:22.905	42.888		18.480		21.537	160	200
3	1:24.454	43.490		18.712		22.252	155	197	12	1:22.825	42.776		18.372		21.677	160	196
4	1:23.441	43.056		18.466		21.919	158	197	13	1:22.398	42.140		18.510		21.748	159	197
5	1:22.797	42.509		18.332		21.956	156	197	14	1:22.650	42.206		18.550		21.894	159	197
6	1:55.621	42.313		18.376		54.932	128	197	15	1:28.817	43.417		20.544		24.856	153	197
7	1:32.699	47.548		20.784		24.367	155	169	16	2:00.241	59.157		33.082		28.002	160	147
8	1:32.490	44.273		19.226		28.991	115	193	17								200
9	2:08.723	1:00.436		29.951		38.336	108	133									

Lap	Time	SE1	SP1	SE2	SP2	SE3	SP3	TSP	Lap	Time	SE1	SP1	SE2	SP2	SE3	SP3	TSP
5	Zendeli, DEU								theoretical besttime: 1:20.953								
1	1:35.087	47.385		19.595		28.107	135	144	10	1:58.631	59.969		31.104		27.558	162	169
2	2:24.673	1:11.679		40.905		32.089	159	189	11	1:22.738	42.266		18.214		22.258	159	202
3	1:22.597	42.777		18.010		21.810	158	200	12	1:22.369	42.612		18.185		21.572	159	199
4	1:21.970	42.528		18.009		21.433	161	202	13	1:21.585	42.248		17.877		21.460	162	199
5	1:21.570	42.168		17.850		21.552	161	201	14	1:20.977	41.756		17.874		21.347	160	200
6	1:21.614	42.267		17.910		21.437	160	203	15	1:25.689	41.776		19.134		24.779	146	200
7	1:24.239	41.895		17.737		24.607	139	200	16	2:09.049	1:03.377		33.418		32.254	162	118
8	2:07.261	57.276		30.371		39.614	99	160	17	1:24.680	42.754		18.023		23.903	118	201
9	2:10.739	1:03.484		30.371		36.884	104	128	18	2:37.238	1:02.374		42.298		52.566	70	138

Lap	Time	SE1	SP1	SE2	SP2	SE3	SP3	TSP	Lap	Time	SE1	SP1	SE2	SP2	SE3	SP3	TSP
6	Ortmann, DEU								theoretical besttime: 1:20.721								
1	1:30.065	45.477		20.001		24.587	140	131	10	1:59.985	1:00.648		30.969		28.368	160	136
2	2:24.312	1:12.190		42.839		33.283	158	171	11	1:22.951	42.518		18.361		22.072	156	200
3	1:22.952	42.952					158	196	12	1:21.198	41.845		17.943		21.410	161	194
4	1:21.959	42.031		17.917		22.011	160	196	13	1:20.729	41.556		17.913		21.260	163	198
5	1:21.351	41.985		18.022		21.344	162	199	14	1:20.864	41.694		17.905		21.265	162	198
6	1:21.460	41.994		17.972		21.494	161	198	15	1:25.828	41.823		18.812		25.193	132	197
7	1:24.119	41.789		18.073		24.257	136	198	16	2:10.543	1:03.465		34.061		33.017	160	129
8	2:07.024	57.349		30.540		39.135	86	171	17	1:23.233	42.416		17.971		22.846	117	203
9	2:10.483	1:03.557		30.471		36.455	124	138	18	2:36.563	1:02.660		42.182		51.721	63	136

Lap	Time	SE1	SP1	SE2	SP2	SE3	SP3	TSP	Lap	Time	SE1	SP1	SE2	SP2	SE3	SP3	TSP
7	Söderström, SWE								theoretical besttime: 1:22.046								
1	2:27.278	1:45.293		19.920		22.065	159		7	1:26.185	42.395		20.122		23.668	159	201
2	1:38.282	42.669		29.295		26.318	161	188	8	2:04.480	53.633		31.331		39.516	106	165
3	1:24.878	42.906		19.690		22.282	160	200	9	2:09.479	1:02.267		30.424		36.788	109	137
4	1:22.086	42.401		18.112		21.573	163	195	10	1:55.732	58.759		32.215		24.758	159	116
5	1:22.634	42.664		18.116		21.854	159	201	11	1:22.945	42.422		18.634		21.889	144	197
6	1:22.429	42.361		18.121		21.947	160	196	12	1:41.857	47.144		23.039		31.674	178	

Lap	Time	SE1	SP1	SE2	SP2	SE3	SP3	TSP	Lap	Time	SE1	SP1	SE2	SP2	SE3	SP3	TSP
8	Engstler, DEU								theoretical besttime: 1:21.195								
1	1:37.260	48.188		19.224		29.848	109	146	10	1:57.618	59.463		31.598		26.557	161	149
2	2:23.147	1:10.477		41.043		31.627	157	162	11	1:22.419	42.569		17.943		21.907	160	200
3	1:22.930	43.047		18.225		21.658	159	200	12	1:23.042	42.753		18.265		22.024	157	200
4	1:22.523	42.285		18.591		21.647	161	200	13	1:21.482	42.111		17.920		21.451	161	200
5	1:21.531	42.004		17.979		21.548	160	196	14	1:21.613	42.132		18.048		21.433	160	200
6	1:21.454	41.842		18.046		21.566	160	198	15	1:24.545	42.047		18.408		24.090	132	198
7	1:24.317	42.127		18.203		23.987	128	200	16	2:08.816	1:03.512		33.358		31.946	159	136



ADAC Formel 4

Sector List Race 3

Provisional



Sachsenring, Length: 3645m
 Air temperature: 16.41°C
 Track temperature: 21.59°C
 Weather condition: Dry

DMSB Reg. Nr.: 116/16

Sunday, May 01, 2016 15:40:00

Lap	Time	SE1	SP1	SE2	SP2	SE3	SP3	TSP	Lap	Time	SE1	SP1	SE2	SP2	SE3	SP3	TSP
8	2:08.082	58.201		30.287		39.594	103	153	17	1:25.066	42.869		17.992		24.205	112	199
9	2:10.290	1:02.838		30.504		36.948	99	123	18	2:37.045	1:02.510		42.226		52.309	75	130

9 Feller, CHE

theoretical besttime: 1:21.648

1	1:39.394	48.888		19.837		30.669	101		10	1:56.897	59.272		31.752		25.873	159	146
2	2:21.725	1:10.936		39.899		30.890	157	162	11	1:22.723	42.961		18.161		21.601	161	201
3	1:23.353	43.013		18.245		22.095	155	198	12	1:22.551	42.670		18.237		21.644	162	201
4	1:22.738	42.770		18.305		21.663	160	195	13	1:21.958	42.190		18.279		21.489	161	201
5	1:22.052	42.397		18.145		21.510	160	198	14	1:21.956	42.014		18.160		21.782	156	201
6	1:21.910	42.097		18.233		21.580	161	198	15	1:24.793	42.288		18.683		23.822	130	196
7	1:23.998	42.113		18.355		23.530	140	198	16	2:07.480	1:02.775		33.684		31.021	162	169
8	2:07.670	57.941		30.646		39.083	95	137	17	1:26.256	43.270		18.551		24.435	115	202
9	2:10.241	1:02.756		31.090		36.395	93	149	18	2:37.763	1:02.329		42.807		52.627	78	133

10 Estner, DEU

theoretical besttime: 1:21.479

1	1:38.815	48.543		19.515		30.757	98	152	10	1:57.169	59.134		31.716		26.319	164	138
2	2:21.971	1:10.325		40.278		31.368	160	151	11	1:22.427	42.253		18.113		22.061	164	196
3	1:22.798	42.978		18.140		21.680	165	195	12	1:22.856	42.982		18.084		21.790	165	198
4	1:22.805	42.407		18.584		21.814	163	197	13	1:24.011	43.327		18.354		22.330	160	194
5	1:22.305	42.490		18.069		21.746	161	197	14	1:21.694	42.229		17.936		21.529	163	194
6	1:21.767	42.138		18.057		21.572	166	194	15	1:25.675	42.086		20.275		23.314	160	196
7	1:23.705	42.014		18.288		23.403	121	196	16	2:06.123	1:02.385		33.773		29.965	164	163
8	2:08.065	58.184		30.260		39.621	95	126	17	1:26.329	42.632		18.628		25.069	135	196
9	2:10.255	1:02.815		30.447		36.993	92	132	18	2:38.783	1:02.195		43.501		53.087	96	135

13 Brandt, DEU

theoretical besttime: 1:21.728

1	1:48.104	53.165		21.304		33.635	102	157	10	1:55.076	57.877		32.462		24.737	160	112
2	2:16.380	1:12.013		36.962		27.405	155	125	11	1:22.557	42.389		18.189		21.979	157	196
3	1:23.832	42.945		18.609		22.278	155	192	12	1:22.130	42.344		18.436		21.350	158	197
4	1:23.935	43.258		18.347		22.330	159	196	13	1:21.997	42.613		18.099		21.285	160	199
5	1:23.664	43.298		18.375		21.991	158	200	14	1:22.762	42.813		18.320		21.629	160	197
6	1:22.826	42.750		18.296		21.780	157	200	15	1:29.096	42.969		20.863		25.264	144	197
7	1:28.669	42.661		21.055		24.953	140	196	16	2:01.380	59.412		33.655		28.313	158	163
8	2:04.339	52.098		31.360		40.881	125	168	17	1:30.041	43.452		18.450		28.139	120	200
9	2:08.723	1:00.899		30.522		37.302	118	123	18	2:43.928	1:01.409		44.245		58.274	58	107

14 Preining, AUT

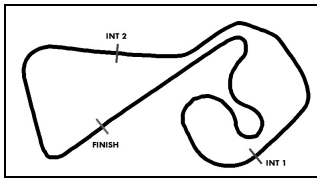
theoretical besttime: 1:21.190

1	1:45.017	51.744		20.364		32.909	89	156	10	1:56.736	59.314		31.892		25.530	160	156
2	2:17.883	1:10.618		38.935		28.330	160	147	11	1:21.775	42.175		17.771		21.829	157	200
3	1:23.966	43.734		18.445		21.787	157	197	12	1:22.692	42.806		18.112		21.774	156	199
4	1:21.951	42.109		18.295		21.547	160	197	13	1:21.761	42.280		18.171		21.310	161	200
5	1:21.645	42.132		17.873		21.640	157	200	14	1:21.621	42.276		17.796		21.549	158	200
6	1:23.700	42.894		18.763		22.043	151	200	15	1:24.739	41.935		18.639		24.165	128	198
7	1:22.169	42.287		18.049		21.833	147	191	16	2:08.445	1:03.432		33.540		31.473	160	149
8	2:06.994	57.232		30.653		39.109	96	131	17	1:25.222	42.919		17.964		24.339	109	201
9	2:10.150	1:02.832		31.197		36.121	93	140	18	2:37.275	1:02.581		42.484		52.210	72	138

15 Waldherr, DEU

theoretical besttime: 1:20.750

1	1:33.481	46.870		19.586		27.025	146	133	10	1:59.375	1:00.234		30.879		28.262	158	139
2	2:25.838	1:10.986		42.144		32.708	157	175	11	1:23.079	42.585		18.231		22.263	154	197
3	1:22.700	42.927		17.914		21.859	155	197	12	1:22.033	42.561		17.916		21.556	159	197
4	1:21.897	42.532		17.717		21.648	160	195	13	1:20.916	41.921		17.635		21.360	160	198
5	1:21.423	42.287		17.595		21.541	159		14	1:21.054	42.223		17.564		21.267	160	197
6	1:21.073	41.946		17.659		21.468	160	197	15	1:25.752	42.064		19.209		24.479	145	199
7	1:24.224	41.919		17.761		24.544	140	198	16	2:09.452	1:03.404		33.492		32.556	160	111
8	2:07.180	57.267		30.588		39.325	87	164	17	1:24.336	42.807		17.862		23.667	124	201
9	2:10.719	1:03.498		30.427		36.794	113	136	18	2:36.826	1:02.250		42.251		52.325	61	165



ADAC Formel 4

Sector List Race 3

Provisional



Sachsenring, Length: 3645m

Air temperature: 16.41°C

Track temperature: 21.59°C

Weather condition: Dry

DMSB Reg. Nr.: 116/16

Sunday, May 01, 2016 15:40:00

Lap	Time	SE1	SP1	SE2	SP2	SE3	SP3	TSP	Lap	Time	SE1	SP1	SE2	SP2	SE3	SP3	TSP
18 Meikup, EST									theoretical besttime: 1:21.239								
1	1:36.013	47.990		19.425		28.598	131	134	10	1:55.112	57.957		32.311		24.844	159	112
2	2:24.052	1:11.315		40.821		31.916	159	160	11	1:22.272	42.417		17.920		21.935	155	197
3	1:22.901	43.226		18.159		21.516	158	197	12	1:22.280	42.528		18.343		21.409	160	201
4	1:26.283	42.494		18.453		25.336		197	13	1:22.612	42.877		18.309		21.426	160	199
5	1:39.046	59.339		18.256		21.451	159		14	1:23.086	42.248		18.405		22.433	154	200
6	1:22.580	41.910		18.197		22.473	150	193	15	1:28.751	42.474		21.352		24.925	153	195
7	1:24.280	42.409		19.559		22.312	154	191	16	2:01.070	59.514		33.456		28.100	158	159
8	1:57.353	46.108		30.163		41.082	122	188	17								195
9	2:08.391	1:00.699		30.488		37.204	121	123									

Lap	Time	SE1	SP1	SE2	SP2	SE3	SP3	TSP	Lap	Time	SE1	SP1	SE2	SP2	SE3	SP3	TSP
19 Scherer, CHE									theoretical besttime: 1:20.868								
1	2:43.258	2:02.700		18.661		21.897	155		10	1:54.899	58.079		32.225		24.595	157	106
2	1:23.157	42.859		18.214		22.084	159	187	11	1:22.597	42.394		18.472		21.731	157	197
3	1:24.303	42.486		19.763		22.054	157	194	12	1:20.868	41.791		17.797		21.280	159	194
4	1:22.595	42.765		18.381		21.449	160	196	13	1:22.355	42.055		18.554		21.746	160	197
5	1:22.329	42.410		18.309		21.610	156	194	14	1:22.217	42.643		18.094		21.480	162	200
6	1:22.363	42.476		17.966		21.921	155	196	15	1:28.635	42.452		20.886		25.297	158	202
7	1:27.548	42.485		20.555		24.508	155	197	16	2:03.331	1:00.634		33.596		29.101	157	182
8	2:04.173	52.747		31.537		39.889	101	194	17	1:27.749	42.383		17.961		27.405	133	198
9	2:09.542	1:01.808		30.232		37.502	112	129	18	2:42.749	1:01.966		43.922		56.861	66	134

Lap	Time	SE1	SP1	SE2	SP2	SE3	SP3	TSP	Lap	Time	SE1	SP1	SE2	SP2	SE3	SP3	TSP
20 Kratz, DEU									theoretical besttime: 1:20.818								
1	1:47.397	52.806		21.306		33.285	94	129	10	1:55.975	59.188		31.787		25.000	158	128
2	2:16.656	1:12.083		37.015		27.558	158	139	11	1:22.489	42.457		18.337		21.695	160	197
3	1:23.913	43.172		18.618		22.123	157	198	12	1:22.130	42.185		18.335		21.610	160	203
4	1:22.097	42.119		18.178		21.800	156	198	13	1:22.234	42.260		18.302		21.672	159	200
5	1:21.252	42.149		17.843		21.260	159	195	14	1:21.502	41.715		18.172		21.615	156	197
6	1:23.966	42.265		19.448		22.253	148	198	15	1:25.912	42.562		20.134		23.216	154	194
7	1:24.113	42.716		19.249		22.148	156	190	16	2:06.593	1:02.246		33.878		30.469	158	161
8	2:05.419	55.587		30.877		38.955	97	160	17	1:25.354	42.738		17.909		24.707	117	197
9	2:10.079	1:02.955		30.794		36.330	87	133	18	2:37.696	1:02.439		42.726		52.531	75	139

Lap	Time	SE1	SP1	SE2	SP2	SE3	SP3	TSP	Lap	Time	SE1	SP1	SE2	SP2	SE3	SP3	TSP
23 Hanses, DEU									theoretical besttime: 1:22.009								
1	1:43.258	50.979		19.752		32.527	78	157	10	1:55.859	59.019		31.680		25.160	155	126
2	2:19.394	1:11.159		38.984		29.251	156	145	11	1:25.270	43.035		19.921		22.314	155	194
3	1:24.084	43.190		18.380		22.514	157	196	12	1:22.304	42.603		18.117		21.584	157	196
4	1:22.684	43.008		18.059		21.617	159	195	13	1:22.021	42.523		17.902		21.596	158	196
5	1:24.021	43.350		18.509		22.162	153	194	14	1:22.464	42.776		17.937		21.751	158	197
6	1:23.337	42.623		18.213		22.501	153	192	15	1:28.059	42.526		20.391		25.142	144	196
7	1:25.545	42.888		19.812		22.845	153	194	16	2:02.479	1:00.014		33.510		28.955	158	187
8	2:04.645	54.164		31.386		39.095	103	171	17	1:28.382	42.562		18.147		27.673	128	198
9	2:09.619	1:02.632		30.434		36.553	95	135	18	2:43.788	1:01.600		44.451		57.737	52	119

Lap	Time	SE1	SP1	SE2	SP2	SE3	SP3	TSP	Lap	Time	SE1	SP1	SE2	SP2	SE3	SP3	TSP
25 Müller-Crepon, CHE									theoretical besttime: 1:21.022								
1	1:32.919	46.508		19.697		26.714	142	138	10	1:52.717	56.956		31.639		24.122	161	120
2	2:26.154	1:10.945		42.409		32.800	159	174	11	1:22.581	42.198		18.154		22.229	150	202
3	1:41.105	47.964		23.506		29.635		198	12	1:21.687	42.311		17.949		21.427	161	193
4	2:03.904	1:24.248		18.288		21.368	157		13	1:22.384	42.520		18.520		21.344	161	200
5	1:21.498	41.929		18.007		21.562	156	193	14	1:22.575	42.141		18.477		21.957	153	201
6	1:22.826	41.827		17.851		23.148	155	193	15	1:28.468	42.341		20.884		25.243	136	194
7	1:22.405	42.329		18.382		21.694	155	191	16	2:01.207	59.501		33.544		28.162	160	160
8	1:24.927	42.092		18.095		24.740	117	193	17	1:28.887	42.735		17.975		28.177	124	203
9	2:08.339	1:00.042		29.993		38.304	104	127	18	2:44.442	1:01.857		44.148		58.437	51	108



ADAC Formel 4

Sector List Race 3

Provisional



Sachsenring, Length: 3645m
Air temperature: 16.41°C
Track temperature: 21.59°C
Weather condition: Dry

DMSB Reg. Nr.: 116/16

Sunday, May 01, 2016 15:40:00

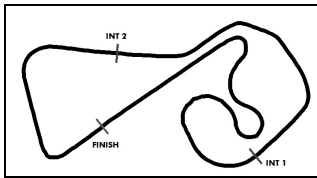
Lap	Time	SE1	SP1	SE2	SP2	SE3	SP3	TSP	Lap	Time	SE1	SP1	SE2	SP2	SE3	SP3	TSP
27	Gachot, GBR								theoretical besttime: 1:21.527								
1	1:41.592	49.755		19.605		32.232	79	148	10	1:56.285	59.244		31.825		25.216	161	145
2	2:20.131	1:10.401		39.772		29.958	159	162	11	1:22.683	42.725		18.257		21.701	160	201
3	1:23.117	43.137		18.199		21.781	159	197	12	1:23.229	42.673		18.183		22.373	160	201
4	1:22.725	42.769		18.180		21.776	160	197	13	1:23.059	42.476		18.336		22.247	158	202
5	1:22.156	42.273		18.306		21.577	160	200	14	1:21.735	42.481		17.905		21.349	162	201
6	1:25.343	42.622		18.900		23.821	138	201	15	1:28.009	42.280		20.629		25.100	156	202
7	1:23.567	42.443		18.356		22.768	157	189	16	2:03.731	1:00.923		33.529		29.279	161	197
8	2:05.509	55.737		30.628		39.144	106	153	17	1:26.920	42.713		18.405		25.802	126	205
9	2:10.050	1:02.798		31.105		36.147	89	128	18	2:39.728	1:02.571		43.379		53.778	97	141

Lap	Time	SE1	SP1	SE2	SP2	SE3	SP3	TSP	Lap	Time	SE1	SP1	SE2	SP2	SE3	SP3	TSP
28	Schramm, DEU								theoretical besttime: 1:20.138								
1	1:32.579	46.236		19.841		26.502	147	125	10	2:00.910	1:01.009		31.298		28.603	159	138
2	2:26.305	1:10.755		42.601		32.949	159	175	11	1:21.749	42.162		18.287		21.300	160	198
3	1:22.643	42.870		18.170		21.603	158	196	12	1:20.487	41.601		17.777		21.109	162	200
4	1:21.362	42.100		17.843		21.419	159	199	13	1:20.895	41.723		17.744		21.428	162	201
5	1:20.827	41.604		17.789		21.434	160	198	14	1:20.583	41.672		17.654		21.257	161	200
6	1:21.618	42.126		17.829		21.663	161	197	15	1:26.631	41.375		18.186		27.070	126	202
7	1:24.179	41.676		17.864		24.639	138	200	16	2:11.432	1:03.797		33.869		33.766	160	161
8	2:06.950	57.063		30.752		39.135	89	174	17	1:22.406	42.066		17.697		22.643	125	201
9	2:10.072	1:03.526		30.683		35.863	116	122	18	2:36.512	1:02.963		42.206		51.343	66	141

Lap	Time	SE1	SP1	SE2	SP2	SE3	SP3	TSP	Lap	Time	SE1	SP1	SE2	SP2	SE3	SP3	TSP
29	Schumacher, DEU								theoretical besttime: 1:20.339								
1	1:29.383	45.677		19.691		24.015	144	121	10	2:01.774	1:01.221		31.483		29.070	160	148
2	2:28.662	1:11.618		42.898		34.146	156	162	11	1:21.388	41.791		17.621		21.976	158	197
3	1:22.605	42.888		18.134		21.583	160	197	12	1:20.987	41.858		17.760		21.369	159	199
4	1:21.034	41.625		17.807		21.602	159	199	13	1:20.720	41.581		17.870		21.269	158	199
5	1:21.311	42.050		17.963		21.298	160	197	14	1:20.543	41.631		17.775		21.137	160	199
6	1:20.789	41.685		17.898		21.206	160	198	15	1:27.268	41.852		18.347		27.069	124	197
7	1:22.800	41.808		17.895		23.097	138	196	16	2:11.649	1:03.818		33.972		33.859	160	159
8	2:07.927	58.251		31.041		38.635	87	163	17	1:22.176	42.026		17.732		22.418	131	199
9	2:10.099	1:03.596		30.802		35.701	105	126	18	2:36.320	1:03.107		42.068		51.145	63	143

Lap	Time	SE1	SP1	SE2	SP2	SE3	SP3	TSP	Lap	Time	SE1	SP1	SE2	SP2	SE3	SP3	TSP
30	Gulbrandsen, NOR								theoretical besttime: 1:21.474								
1	1:42.024	50.003		19.606		32.415	80	167	10	1:55.947	59.228		31.736		24.983	158	122
2	2:20.013	1:10.625		39.474		29.914	155	158	11	1:22.943	42.409		18.488		22.046	157	195
3	1:23.022	43.207		18.063		21.752	159	197	12	1:21.877	42.100		17.923		21.854	157	198
4	1:23.600	42.892		19.128		21.580	159	198	13	1:23.050	42.647		18.297		22.106	158	196
5	1:22.190	42.441		18.171		21.578	156	198	14	1:21.910	42.523		17.936		21.451	160	197
6	1:24.345	42.632		18.899		22.814	140	197	15	1:26.384	42.242		20.261		23.881	153	198
7	1:25.017	43.191		19.185		22.641	153	190	16	2:05.309	1:01.684		33.835		29.790	160	161
8	2:05.100	55.149		30.978		38.973	94	158	17	1:26.526	42.620		18.491		25.415	125	200
9	2:09.973	1:02.906		30.739		36.328	90	125	18	2:39.397	1:02.202		43.531		53.664	85	128

Lap	Time	SE1	SP1	SE2	SP2	SE3	SP3	TSP	Lap	Time	SE1	SP1	SE2	SP2	SE3	SP3	TSP
33	Aberdein, ZAF								theoretical besttime: 1:20.748								
1	1:27.059	44.860		18.613		23.586	139	103	10	2:01.765	1:01.432		31.408		28.925	158	135
2	2:30.236	1:12.343		43.047		34.846	157	159	11	1:24.009	42.431		19.233		22.345	159	196
3	1:22.402	43.095		17.967		21.340	157	200	12	1:21.686	42.401		18.009		21.276	160	199
4	1:21.613	42.093		18.034		21.486	160	196	13	1:20.905	41.655		17.817		21.433	159	200
5	1:21.528	42.132		17.950		21.446	158	197	14	1:21.226	41.889		17.915		21.422	160	199
6	1:21.725	42.335		17.938		21.452	159	194	15	1:25.339	42.001		18.488		24.850	134	198
7	1:23.052	41.855		18.025		23.172	136	198	16	2:10.045	1:03.602		33.739		32.704	160	113
8	2:07.615	58.170		30.635		38.810	91	182	17	1:23.700	42.706		17.921		23.073	117	201
9	2:09.799	1:03.820		30.798		35.181	108	134	18	2:37.104	1:02.754		42.028		52.322	62	151



ADAC Formel 4

Sector List Race 3

Provisional



Sachsenring, Length: 3645m
 Air temperature: 16.41°C
 Track temperature: 21.59°C
 Weather condition: Dry

DMSB Reg. Nr.: 116/16

Sunday, May 01, 2016 15:40:00

Lap	Time	SE1	SP1	SE2	SP2	SE3	SP3	TSP	Lap	Time	SE1	SP1	SE2	SP2	SE3	SP3	TSP
35 Laliberte, FRA									theoretical besttime: 1:20.609								
1	1:35.261	44.461		21.221		29.579		109	10	1:55.003	58.157		32.210		24.636	161	113
2	2:30.115	1:27.037		36.362		26.716	160		11	1:22.730	42.386		18.501		21.843	157	201
3	1:24.930	43.315		19.649		21.966	156	199	12	1:20.609	41.513		17.808		21.288	160	196
4	1:21.748	41.852		17.899		21.997	158	197	13	1:22.640	42.170		18.398		22.072	155	201
5	1:22.565	42.329		18.167		22.069	157	196	14	1:22.290	42.789		18.005		21.496	160	196
6	1:23.265	42.008		18.252		23.005	159	198	15	1:28.548	42.244		20.847		25.457	155	201
7	1:27.149	42.441		20.390		24.318	156	200	16	2:03.181	1:00.455		33.460		29.266	160	190
8	2:04.315	52.805		31.326		40.184	108	192	17	1:27.776	42.405		18.212		27.159	132	198
9	2:09.369	1:01.656		30.366		37.347	107	120	18	2:42.111	1:01.893		43.866		56.352	59	127

Lap	Time	SE1	SP1	SE2	SP2	SE3	SP3	TSP	Lap	Time	SE1	SP1	SE2	SP2	SE3	SP3	TSP
40 Hoogenboom, NLD									theoretical besttime: 1:21.524								
1	1:44.374	51.191		20.127		33.056	84	155	10	1:53.387	56.777		32.140		24.470	160	122
2	2:18.425	1:10.684		38.737		29.004	155	134	11	1:22.244	42.680		18.013		21.551	157	198
3	1:23.299	43.398		18.210		21.691	159	194	12	1:22.403	42.598		18.320		21.485	161	198
4	1:22.016	42.213		18.505		21.298	162	194	13	1:21.784	42.242		18.143		21.399	160	203
5	1:22.129	42.253		18.212		21.664	159	202	14	1:22.691	42.617		18.342		21.732	160	201
6	1:42.405	42.603		18.986		40.816	126	200	15	1:28.382	42.586		20.573		25.223	139	200
7	1:24.601	43.792		19.101		21.708	156	182	16	2:01.507	59.420		33.547		28.540	156	162
8	1:56.571	44.674		30.115		41.782	104	195	17	1:28.920	42.966		17.906		28.048	124	198
9	2:08.935	1:00.150		30.430		38.355	106	130	18	2:43.839	1:01.879		44.081		57.879	51	113

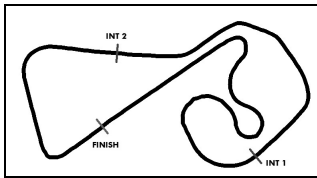
Lap	Time	SE1	SP1	SE2	SP2	SE3	SP3	TSP	Lap	Time	SE1	SP1	SE2	SP2	SE3	SP3	TSP
44 Vips, ITA									theoretical besttime: 1:21.735								
1	1:42.641	50.172		19.890		32.579	79	157	4	1:22.699	42.867		18.378		21.454	160	198
2	2:19.497	1:11.018		39.066		29.413	156	149	5	1:22.089	42.184		18.306		21.599	160	199
3	1:23.068	43.376		18.097		21.595	161	197	6		42.462		18.981				202

Lap	Time	SE1	SP1	SE2	SP2	SE3	SP3	TSP	Lap	Time	SE1	SP1	SE2	SP2	SE3	SP3	TSP
45 Wolf, DEU									theoretical besttime: 1:20.969								
1	1:48.793	53.699		21.055		34.039	104	152	10	1:55.202	58.742		31.975		24.485	158	118
2	2:15.805	1:12.056		36.792		26.957	160	117	11	1:22.805	43.050		18.393		21.362	160	193
3	1:23.649	43.007		18.613		22.029	156	193	12	1:21.249	41.726		17.881		21.642	161	196
4	1:23.343	42.812		18.438		22.093	157	198	13	1:23.065	42.500		18.262		22.303	153	203
5	1:22.858	42.398		18.297		22.163	155	198	14	1:21.992	42.643		17.935		21.414	160	199
6	1:22.864	42.498		18.277		22.089	159	195	15	1:28.069	42.057		21.020		24.992	156	201
7	1:25.886	42.480		20.008		23.398	158	197	16	2:03.411	1:00.907		33.433		29.071	161	193
8	2:04.338	53.741		31.369		39.228	102	180	17	1:27.341	42.642		18.453		26.246	130	203
9	2:09.794	1:02.511		30.533		36.750	101	130	18	2:39.622	1:02.458		43.572		53.592	93	129

Lap	Time	SE1	SP1	SE2	SP2	SE3	SP3	TSP	Lap	Time	SE1	SP1	SE2	SP2	SE3	SP3	TSP
46 Auricchio, DEU									theoretical besttime: 1:21.664								
1	1:49.443	1:00.735		19.341		29.367	98	146	10	1:55.464	58.074		32.364		25.026	155	108
2	2:15.596	1:12.303		36.414		26.879	159	122	11	1:21.959	42.415		18.010		21.534	158	197
3	1:23.521	42.899		18.527		22.095	157	196	12	1:21.670	42.173		18.016		21.481	158	198
4	1:23.427	42.771		18.319		22.337	156	200	13	1:22.169	42.439		18.059		21.671	156	196
5	1:23.103	42.789		18.320		21.994	153	196	14	1:22.059	42.290		18.105		21.664	156	197
6	1:23.353	43.197		18.246		21.910	156	196	15	1:28.483	42.261		20.726		25.496	156	196
7	1:28.401	42.793		20.751		24.857	152	198	16	2:02.948	1:00.388		33.486		29.074	157	177
8	2:04.092	52.182		31.292		40.618	126	169	17	1:28.139	42.635		17.986		27.518	128	197
9	2:08.927	1:01.282		30.378		37.267	120	122	18	2:43.732	1:01.560		44.606		57.566	54	130

Lap	Time	SE1	SP1	SE2	SP2	SE3	SP3	TSP	Lap	Time	SE1	SP1	SE2	SP2	SE3	SP3	TSP
55 Niederhauser, CHE									theoretical besttime:								
1	2:02.944	1:02.095		27.346		33.503		158	3								
2	3:41.704	2:50.572		21.883		29.249											

Lap	Time	SE1	SP1	SE2	SP2	SE3	SP3	TSP	Lap	Time	SE1	SP1	SE2	SP2	SE3	SP3	TSP
66 Laaksonen, FIN									theoretical besttime: 1:20.541								
1	1:24.381	43.439		18.123		22.819	141	110	10	2:03.171	1:01.297		31.831		30.043	157	141
2	2:31.849	1:12.730		43.693		35.426	155	148	11	1:20.952	41.863		17.810		21.279	157	191
3	1:21.239	41.837		17.949		21.453	157	191	12	1:20.761	41.532		17.806		21.423	158	193
4	1:21.128	41.800		17.805		21.523	155	193	13	1:20.892	41.609		17.730		21.553	157	193



ADAC Formel 4

Sector List Race 3



Provisional

DMSB Reg. Nr.: 116/16



Sachsenring, Length: 3645m

Air temperature: 16.41°C

Track temperature: 21.59°C

Weather condition: Dry

Sunday, May 01, 2016 15:40:00

Lap	Time	SE1	SP1	SE2	SP2	SE3	SP3	TSP	Lap	Time	SE1	SP1	SE2	SP2	SE3	SP3	TSP
5	1:21.026	41.647		17.860		21.519	156	192	14	1:20.854	41.641		17.862		21.351	156	195
6	1:21.107	41.610		17.970		21.527	157	193	15	1:27.633	42.214		18.179		27.240	135	194
7	1:22.428	41.733		17.902		22.793	133	193	16	2:12.127	1:03.634		34.331		34.162	158	162
8	2:08.658	59.437		31.357		37.864	92	151	17	1:21.935	41.778		17.613		22.544	130	194
9	2:10.127	1:03.815		31.071		35.241	106	121	18	2:35.711	1:02.932		41.900		50.879	65	145

68 Correa, ITA

theoretical besttime: 1:20.602

1	1:25.568	44.626		18.193		22.749	129	118	10	2:02.173	1:01.081		31.664		29.428	159	145
2	2:31.521	1:13.176		43.169		35.176	155	152	11	1:21.791	42.347		17.681		21.763	156	196
3	1:21.170	42.191		17.649		21.330	157	194	12	1:21.054	42.043		17.572		21.439	160	197
4	1:21.108	42.028		17.635		21.445	160	196	13	1:20.860	41.702		17.688		21.470	160	200
5	1:21.515	41.860		17.929		21.726	155	196	14	1:20.721	41.700		17.633		21.388	160	196
6	1:21.390	42.359		17.691		21.340	161	188	15	1:27.768	43.106		17.981		26.681	122	198
7	1:22.520	41.779		17.799		22.942	145	200	16	2:11.054	1:03.673		33.834		33.547	161	141
8	2:09.151	59.605		31.001		38.545	86	146	17	1:22.630	42.432		17.597		22.601	121	201
9	2:10.121	1:03.554		30.943		35.624	102	134	18	2:36.623	1:02.863		42.403		51.357	70	137

71 Hamprecht, DEU

theoretical besttime: 1:21.038

1	1:46.769	52.480		21.071		33.218	93	164	10	1:55.372	58.996		31.630		24.746	160	130
2	2:17.096	1:12.062		37.148		27.886	157	128	11	1:22.619	42.401		18.364		21.854	156	201
3	1:23.543	43.198		18.633		21.712	156	197	12	1:22.124	42.535		17.981		21.608	159	198
4	1:22.746	42.499		18.231		22.016	157	196	13	1:22.140	42.223		18.439		21.478	160	200
5	1:22.168	42.384		18.198		21.586	156	194	14	1:21.044	41.729		17.831		21.484	158	200
6	1:23.212	41.900		19.098		22.214	153	196	15	1:26.512	42.623		20.344		23.545	158	198
7	1:25.269	43.329		19.359		22.581	157	194	16	2:06.207	1:02.120		33.579		30.508	158	154
8	2:05.279	55.157		31.182		38.940	94	162	17	1:26.036	42.687		18.597		24.752	124	197
9	2:09.995	1:02.979		30.348		36.668	91	133	18	2:38.351	1:02.184		43.114		53.053	91	134

77 van Uiter, NLD

theoretical besttime: 1:21.041

1	1:40.663	49.207		19.808		31.648	85	149	10	1:25.638	42.107		18.447		25.084		197
2	2:20.662	1:10.356		39.932		30.374	160	156	11	1:38.106	58.489		18.044		21.573	157	
3	1:23.389	42.979		18.261		22.149	156	200	12	1:21.299	41.849		17.979		21.471	158	194
4	1:22.005	41.851		18.266		21.888	158	199	13	1:21.041	41.686		17.946		21.409	157	197
5	1:22.393	42.344		18.117		21.932	155	199	14	1:21.872	42.428		17.948		21.496	142	194
6	1:31.764	43.119		21.058		27.587		192	15	1:51.141	50.334		33.065		27.742	161	169
7	3:19.804	2:09.975		30.149		39.680	105		16	1:29.362	42.856		18.255		28.251	122	202
8	2:11.479	1:03.004		30.522		37.953		119	17	2:44.195	1:01.324		44.349		58.522	67	105
9	2:05.470	1:09.318		31.733		24.419	157										

80 Drugovich, AUT

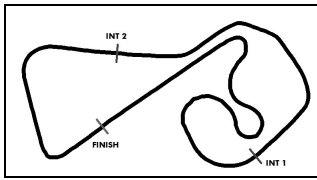
theoretical besttime: 1:20.851

1	1:34.127	47.056		19.658		27.413	138	139	10	1:58.256	1:00.021		31.114		27.121	159	152
2	2:25.356	1:11.445		41.610		32.301	157	169	11	1:22.460	42.423		18.143		21.894	159	198
3	1:23.115	43.427		18.196		21.492	159	199	12	1:23.030	43.238		18.209		21.583	157	200
4	1:22.248	42.606		18.108		21.534	158	200	13	1:21.001	41.864		17.891		21.246	160	197
5	1:21.327	41.895		17.922		21.510	159	197	14	1:25.638	42.041		18.101		25.496		199
6	1:21.885	42.242		18.083		21.560	158	199	15	2:18.937	1:39.000		18.355		21.582	157	
7	1:24.269	41.754		17.874		24.641	142	196	16	1:21.573	41.898		18.320		21.355	160	194
8	2:07.495	57.982		29.879		39.634	99	150	17	1:25.146	41.714		18.119		25.313	121	196
9	2:10.754	1:03.499		30.335		36.920	105	123	18	2:44.899	1:01.490		44.339		59.070	62	100

81 Nielsen, DNK

theoretical besttime: 1:20.483

1	1:25.194	44.374		18.101		22.719	136	113	10	2:02.840	1:01.266		31.962		29.612	157	147
2	2:31.424	1:12.588		43.566		35.270	156	150	11	1:22.131	41.950		17.868		22.313	156	196
3	1:21.101	41.958		17.850		21.293	158	193	12	1:20.770	41.795		17.737		21.238	159	194
4	1:21.204	42.055		17.859		21.290	158	195	13	1:20.483	41.554		17.715		21.214	159	197
5	1:21.645	42.038		17.926		21.681	155	195	14	1:20.677	41.662		17.776		21.239	159	197
6	1:20.834	41.689		17.870		21.275	160	194	15	1:27.353	41.742		18.204		27.407	133	195
7	1:22.472	41.774		17.941		22.757	132	197	16	2:11.735	1:03.658		34.172		33.905	160	156
8	2:08.676	59.341		31.328		38.007	85	166	17	1:22.097	41.972		17.646		22.479	133	199
9	2:10.061	1:03.740		30.961		35.360	105	117	18	2:36.139	1:03.051		42.065		51.023	63	146



ADAC Formel 4

Sector List Race 3

Provisional



Sachsenring, Length: 3645m
 Air temperature: 16.41°C
 Track temperature: 21.59°C
 Weather condition: Dry

DMSB Reg. Nr.: 116/16

Sunday, May 01, 2016 15:40:00

Lap	Time	SE1	SP1	SE2	SP2	SE3	SP3	TSP	Lap	Time	SE1	SP1	SE2	SP2	SE3	SP3	TSP
-----	------	-----	-----	-----	-----	-----	-----	-----	-----	------	-----	-----	-----	-----	-----	-----	-----

96 Mawson, DEU

theoretical besttime: 1:20.291

1	1:28.101	44.979		19.139		23.983	147	128	10	2:02.555	1:01.197		31.891		29.467	159	160
2	2:29.442	1:11.749		43.090		34.603	159	153	11	1:21.271	41.902		17.707		21.662	158	197
3	1:21.024	41.893		17.889		21.242	160	197	12	1:20.518	41.392		17.770		21.356	160	195
4	1:20.899	41.882		17.818		21.199	162	199	13	1:20.553	41.522		17.831		21.200	162	197
5	1:21.453	42.141		17.907		21.405	158	198	14	1:20.600	41.487		17.800		21.313	160	199
6	1:21.051	41.868		17.828		21.355	161	197	15	1:26.917	41.508		18.177		27.232	130	200
7	1:22.385	41.464		17.887		23.034	141	198	16	2:11.917	1:03.717		34.339		33.861	160	156
8	2:08.766	59.259		31.359		38.148	90	155	17	1:22.203	41.385		17.733		23.085	125	196
9	2:10.162	1:03.544		30.925		35.693	105	120	18	2:35.423	1:02.855		41.860		50.708	65	143

99 Flörsch, DEU

theoretical besttime: 1:20.552

1	1:32.067	45.851		19.941		26.275	148	136	10	1:59.053	1:00.092		30.952		28.009	159	154
2	2:26.500	1:10.547		42.812		33.141	156	190	11	1:23.256	42.738		18.146		22.372	155	198
3	1:23.381	42.904		18.268		22.209	156	196	12	1:22.250	42.432		18.466		21.352	160	200
4	1:21.830	42.221		17.948		21.661	157		13	1:20.552	41.571		17.850		21.131	161	202
5	1:21.836	41.843		18.062		21.931	159		14	1:21.279	42.094		17.958		21.227	161	200
6	1:21.326	42.059		17.857		21.410	159	201	15	1:25.546	41.792		19.213		24.541	148	200
7	1:24.167	41.762		17.738		24.667	140	198	16	2:09.382	1:03.609		33.423		32.350	161	107
8	2:07.243	57.231		30.539		39.473	96	160	17	1:24.396	42.754		18.037		23.605	124	201
9	2:10.769	1:03.395		30.355		37.019	107	132	18	2:37.112	1:02.519		42.271		52.322	66	162