



ADAC GT Masters

Result List Race 2



Provisional

DMSB Reg. Nr.: 117/16

Sachsenring, Length: 3645m
Air temperature: 17.38°C
Track temperature: 19.41°C
Weather condition: Dry

Sunday, May 01, 2016 13:08:00

started : 31 classified : 29 not classified : 2

	Drivers	Team	Car	Laps	Total Time	Gap	Kph	Lap	Time	Kph
1	77 J.Gounon(FRA)(J)/D.Keilwitz(DEU)	Callaway Competition(DEU)	Corvette C7 GT3	43	1:02:09.129		151.1	2	1:21.240	161.5
2	50 P.Geipel(DEU)/R.Frey(CHE)	YACO Racing(DEU)	Audi R8 LMS	43	1:02:13.627	4.498	151.1	7	1:22.081	159.8
3	24 F.Stoll(DEU)/L.Vanthoor(BEL)	kfzteile24 - APR Motorsport(DEU)	Audi R8 LMS	43	1:02:19.804	10.675	150.6	3	1:21.090	161.8
4	7 C.Jöns(DEU)/D.Abt(DEU)	Bentley Team Abt(DEU)	Bentley Continental GT3	43	1:02:20.212	11.083	150.7	4	1:21.577	160.8
5	16 L.Stolz(DEU)(J)/G.Tweraser(AUT)	GRT Grasser-Racing-Team(AUT)	Lamborghini Huracan GT3	43	1:02:20.607	11.478	150.8	36	1:21.776	160.4
6	25 D.Dobitsch(AUT)/E.Sandström(SWE)	kfzteile24 - APR Motorsport(DEU)	Audi R8 LMS	43	1:02:21.494	12.365	150.8	5	1:21.690	160.6
7	29 C.De Phillippi(USA)(J)/C.Mies(DEU)	MontaplastbyLand-Motorsport(DEU)	Audi R8 LMS	43	1:02:21.704	12.575	150.7	6	1:21.958	160.1
8	1 S.Asch(DEU)/L.Ludwig(DEU)	Team Zakspeed(DEU)	Mercedes-AMG GT3	43	1:02:22.148	13.019	150.5	2	1:21.352	161.2
9	5 N.Siedler(AUT)/J.van Lagen(NLD)	HB Racing WDS Bau(AUT)	Lamborghini Huracan GT3	43	1:02:22.706	13.577	150.8	13	1:22.288	159.4
10	33 C.Frankenhou(NLD)/C.Haase(DEU)	Car Collection Motorsport(DEU)	Audi R8 LMS	43	1:02:27.023	17.894	150.4	7	1:21.914	160.1
11	36 M.Dienst(DEU)(J)/C.Zanella(CHE)	bigFM Racing Team Schütz Motorsport(Porsche 911 GT3 R	43	1:02:27.236	18.107	150.6	3	1:22.484	159.0
12	15 M.Winkelhock(DEU)/M.Pommer(DEU)	Phoenix Racing(DEU)	Audi R8 LMS	43	1:02:28.065	18.936	150.5	19	1:22.279	159.4
13	69 P.Assenheimer(DEU)(J)/D.Schwager(DEU)	Callaway Competition(DEU)	Corvette C7 GT3	43	1:02:28.191	19.062	150.6	36	1:22.240	159.5
14	17 D.Jahn(DEU)/K.Bachler(AUT)	KÜS TEAM75 Bernhard(DEU)	Porsche 911 GT3 R	43	1:02:28.384	19.255	150.6	5	1:21.459	161.0
15	99 R.Renauer(DEU)/M.Ragginger(AUT)	Precote Herberth Motorsport(DEU)	Porsche 911 GT3 R	43	1:02:28.983	19.854	150.7	26	1:22.633	158.7
16	67 D.Zampieri(CHE)/P.Niederhauser(CHE)	ADACNSA Attempto Racing Team(DEL)	Lamborghini Huracan GT3	43	1:02:30.180	21.051	150.6	39	1:22.508	159.0
17	3 P.Kujala(FIN)(J)/M.Pavlovic(SRB)	Bonaldi Motorsport S.r.L(ITA)	Lamborghini Huracan GT3	43	1:02:30.370	21.241	150.6	40	1:22.603	158.8
18	21 N.Rogivue(CHE)(J)/N.Sylvest(DNK)	Team Zakspeed(DEU)	Mercedes-AMG GT3	43	1:02:31.408	22.279	150.2	4	1:21.556	160.8
19	32 F.Spengler(DEU)/E.Zonzini(SMR)(J)	Bonaldi Motorsport S.r.L(ITA)	Lamborghini Huracan GT3	43	1:02:36.605	27.476	150.4	40	1:23.062	157.9
20	34 I.Tutumlu Lopez(ESP)/K.van der Linde(ZAF)	Car Collection Motorsport(DEU)	Audi R8 LMS	43	1:02:41.070	31.941	149.8	6	1:21.763	160.4
21	55 L.Schreier(DEU)(J)/X.Maassen(NLD)	Aust Motorsport(DEU)	Audi R8 LMS	43	1:02:42.704	33.575	150.0	4	1:22.418	159.2
22	28 P.Hoevenaars(NLD)(J)/M.Basseng(DEU)	MontaplastbyLand-Motorsport(DEU)	Audi R8 LMS	43	1:02:45.322	36.193	150.4	6	1:22.438	159.1
23	22 S.Feige(DEU)(T)/B.Schothorst(NLD)	MRS GT-Racing(DEU)	Nissan GT-RNISMO GT3	43	1:03:20.161	1:11.032	148.6	6	1:23.013	158.0
24	44 M.Ahlin-Kottulinsky(SWE)(J)/M.Bonanomi(ITA)	Aust Motorsport(DEU)	Audi R8 LMS	43	1:03:37.444	1:28.315	147.8	4	1:22.406	159.2
25	8 F.Hamprecht(DEU)(J)/G.Smith(GBR)	Bentley Team Abt(DEU)	Bentley Continental GT3	42	1:02:29.361	1LAPS	146.8	2	1:22.178	159.6
26	66 E.Lindholm(DEU)(J)/A.Gies(DEU)(J)	ADACNSA Attempto Racing Team(DEL)	Lamborghini Huracan GT3	42	1:02:42.557	1LAPS	146.6	38	1:23.038	158.0
27	13 R.Lips(CHE)(T)/S.Barth(DEU)	RWT - Racing team(DEU)	Corvette Z06.R GT3	42	1:03:07.359	1LAPS	145.5	3	1:22.417	159.2
28	63 R.Ineichen(CHE)(T)/C.Engelhart(DEU)	GRT Grasser-Racing-Team(AUT)	Lamborghini Huracan GT3	35	51:35.393	8 LAP	148.2	8	1:21.914	160.1
29	20 J.Krohn(FIN)/L.Deletraz(CHE)	Schubert Motorsport(DEU)	BMW M6 GT3	32	47:27.702	11 LAP	147.5	26	1:21.913	160.1
Not classified										
9	A.Weishaupt(DEU)(T)/J.Lee Pepper(ZAF)(J)	Bentley Team Abt(DEU)	Bentley Continental GT3	27	44:27.277	16 LAP	132.1	2	1:22.093	159.8
6	E.Erhart(DEU)/K.Snoeks(NLD)	HB Racing WDS Bau(AUT)	Lamborghini Huracan GT3	13	18:48.071	30 LAP	154.1	2	1:23.144	157.8

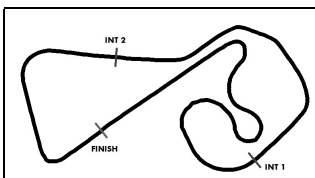
Fastest lap of the race. Car 24 driver Laurens Vanthoor on lap 3. Time 1:21.090, average speed 161.8 km/h.

Subject to final scrutineering!

Publications Time:

Clerk of the course:

Time Keeping:



ADAC GT Masters

Lap Chart Race 2

Provisional

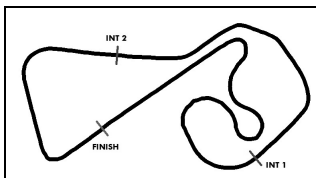


Sachsenring, Length: 3645 m

Sunday 1.May 2016 13:08

LapCha	1	2	3	4	5	6	7	8	9	10	11	12	13	14	15	16	17	18	19	20	21	22	23	24	25	26	27	28	29	30	31	32	33	34	35	36	37	38	39	40	41	42	43	44	45							
LAP 35	77	24	1	50	7	29	16	25	5	33	36	17	69	99	15	55	67	3	21	32	63	34	22	28	44	8'	66'	13'																								
LAP 36	77	24	50	1	7	29	16	25	5	33	36	17	69	99	15	67	3	21	32	34	55	28	22	44	8'	66'	13'																									
LAP 37	77	24	50	1	7	29	16	25	5	33	36	69	17	15	99	67	3	21	32	34	55	28	22	44	8'	66'	13'																									
LAP 38	77	24	50	1	7	29	16	25	5	33	36	69	17	15	99	67	3	21	32	34	55	28	22	44	8'	66'	13'																									
LAP 39	77	50	24	1	7	29	16	25	5	33	36	69	17	15	99	67	3	21	32	34	55	28	22	44	8'	66'	13'																									
LAP 40	77	50	24	1	7	16	29	25	5	33	36	69	17	15	99	67	3	21	32	34	55	28	22	44	8'	66'	13'																									
LAP 41	77	50	24	7	1	16	25	29	5	33	36	69	15	17	99	67	3	21	32	34	55	28	22	44	8'	66'	13'																									
LAP 42	77	50	24	7	1	16	25	29	5	33	36	69	15	17	99	67	3	21	32	34	55	28	22	44	8'	66'	13'																									
LAP 43	77	50	24	7	16	25	29	1	5	33	36	15	69	17	99	67	3	21	32	34	55	28	22	44																												

. - PIT STOP ' - LAP BEHIND



ADAC GT Masters

Sector List Race 2



Provisional

Sachsenring, Length: 3645m

Air temperature: 17.38°C

Track temperature: 19.41°C

Weather condition: Dry

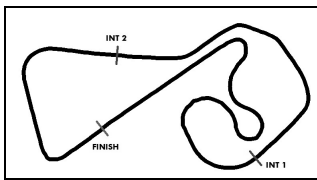
DMSB Reg. Nr.: 117/16

Sunday, May 01, 2016 13:08:00

Lap	Time	SE1	SP1	SE2	SP2	SE3	SP3	TSP	Lap	Time	SE1	SP1	SE2	SP2	SE3	SP3	TSP
1 Asch, DEU / Ludwig, DEU									theoretical besttime: 1:21.293								
1	1:21.958	42.476		18.214		21.268	168	183	23	1:22.528	42.522		18.439		21.567	169	216
2	1:21.352	42.038		18.084		21.230	169	216	24	1:22.583	42.510		18.516		21.557	168	217
3	1:21.485	42.134		18.041		21.310	168	216	25	1:22.270	42.361		18.257		21.652	168	216
4	1:21.528	42.171		18.025		21.332	168	216	26	1:22.456	42.549		18.297		21.610	169	217
5	1:21.865	42.294		18.062		21.509	168	216	27	1:23.933	42.813		19.328		21.792	169	219
6	1:22.166	42.475		18.170		21.521	168	217	28	1:24.440	43.064		18.741		22.635	167	218
7	1:22.978	43.156		18.319		21.503	169	219	29	1:56.309	47.811		34.074		34.424	122	217
8	1:22.435	42.652		18.304		21.479	169	218	30	2:01.679	1:01.605		28.790		31.284	141	121
9	1:22.740	42.600		18.389		21.751	168	218	31	2:00.772	57.471		28.961		34.340	168	168
10	1:22.327	42.485		18.381		21.461	169	218	32	1:23.943	43.699		18.611		21.633	169	216
11	1:22.406	42.532		18.360		21.514	170	218	33	1:22.916	42.873		18.426		21.617	169	218
12	1:22.258	42.425		18.284		21.549	168	218	34	1:22.934	42.844		18.449		21.641	169	218
13	1:22.242	42.430		18.266		21.546	169	218	35	1:23.090	43.095		18.391		21.604	169	219
14	1:23.085	42.543		18.333		22.209	169	219	36	1:23.592	43.109		18.270		22.213	168	218
15	1:23.458	43.319		18.514		21.625	168	218	37	1:22.929	43.029		18.164		21.736	168	219
16	1:22.432	42.625		18.330		21.477	170	218	38	1:22.936	42.897		18.446		21.593	170	218
17	1:22.594	42.633		18.373		21.588	169	219	39	1:22.597	42.818		18.200		21.579	169	219
18	1:22.659	42.750		18.336		21.573	169	217	40	1:23.697	43.663		18.280		21.754	168	218
19	1:22.646	42.685		18.382		21.579	169	218	41	1:25.127	42.970		20.221		21.936	168	218
20	1:25.605	42.593		18.274		24.738		218	42	1:24.593	44.302		18.654		21.637	168	218
21	2:28.005	1:46.768		19.075		22.162	168		43	1:25.914	45.588		18.576		21.750	168	218
22	1:22.686	42.595		18.481		21.610	169	217									

3 Kujala, FIN / Pavlovic, SRB									theoretical besttime: 1:22.431								
1	1:33.235	49.865		21.396		21.974	163	212	23	1:22.940	43.076		18.368		21.496	164	214
2	1:25.322	43.744		19.165		22.413	164	215	24	1:22.770	42.977		18.265		21.528	163	214
3	1:23.588	43.247		18.708		21.633	164	214	25	1:23.378	43.302		18.404		21.672	164	213
4	1:23.074	42.891		18.679		21.504	165	215	26	1:23.406	43.327		18.453		21.626	165	213
5	1:23.192	42.763		18.711		21.718	166	215	27	1:23.100	43.132		18.418		21.550	165	215
6	1:23.469	42.998		18.640		21.831	164	217	28	1:29.783	47.848		19.505		22.430	164	215
7	1:23.541	43.157		18.774		21.610	165	217	29	1:26.436	44.796		19.235		22.405	161	210
8	1:23.042	42.954		18.522		21.566	165	216	30	1:58.274	56.490		27.715		34.069	88	159
9	1:23.011	42.838		18.507		21.666	165	216	31	1:51.745	53.425		29.203		29.117	164	158
10	1:23.448	43.169		18.495		21.784	164	215	32	1:25.760	43.691		19.610		22.459	161	213
11	1:23.632	43.268		18.600		21.764	166	216	33	1:25.226	44.658		18.595		21.973	164	210
12	1:23.407	43.102		18.502		21.803	165	217	34	1:24.524	43.826		18.765		21.933	165	219
13	1:24.942	43.977		18.686		22.279	160	215	35	1:23.572	43.126		18.570		21.876	166	216
14	1:23.358	43.411		18.425		21.522	165	214	36	1:23.183	43.209		18.374		21.600	165	216
15	1:23.351	42.993		18.646		21.712	165	218	37	1:23.470	43.484		18.321		21.665	165	217
16	1:24.631	43.985		18.730		21.916	164	215	38	1:22.736	43.000		18.178		21.558	166	215
17	1:24.269	43.723		18.603		21.943	164	217	39	1:22.753	43.032		18.172		21.549	164	216
18	1:23.901	43.405		18.786		21.710	165	216	40	1:22.603	42.867		18.217		21.519	166	215
19	1:24.654	43.447		18.877		22.330	163	217	41	1:23.133	43.115		18.286		21.732	165	218
20	1:26.838	43.056		19.055		24.727		215	42	1:23.673	43.337		18.567		21.769	164	215
21	2:33.080	1:52.945		18.420		21.715	164		43	1:23.274	43.204		18.291		21.779	167	215
22	1:23.646	43.080		18.711		21.855	164	215									

5 Siedler, AUT / van Lagen, NLD									theoretical besttime: 1:22.013								
1	1:28.211	47.529		19.019		21.663	168		23	2:27.846	1:47.360		18.606		21.880	163	
2	1:23.263	43.119		18.448		21.696	165	218	24	1:22.989	42.962		18.454		21.573	166	216
3	1:23.124	42.549		18.751		21.824	166	217	25	1:22.939	42.895		18.474		21.570	167	214
4	1:22.835	42.523		18.619		21.693	165	217	26	1:23.264	42.889		18.451		21.924	165	218
5	1:23.071	43.185		18.413		21.473	167	217	27	1:26.262	44.203		19.121		22.938	166	218
6	1:22.518	42.702		18.339		21.477	167	218	28	1:26.156	43.198		20.314		22.644	165	216
7	1:23.220	42.782		18.568		21.870	166	219	29	1:41.374	44.399		22.942		34.033	113	216
8	1:22.983	42.939		18.505		21.539	169	215	30	2:01.873	1:02.316		27.785		31.772	124	125
9	1:23.154	42.991		18.571		21.592	168	218	31	1:57.530	56.265		28.023		33.242	166	181
10	1:23.742	43.515		18.502		21.725	166	217	32	1:25.240	44.146		19.323		21.771	166	217
11	1:22.806	42.749		18.474		21.583	168	218	33	1:23.273	43.149		18.469		21.655	167	216
12	1:22.494	42.505		18.374		21.615	167	218	34	1:23.973	43.421		18.589		21.963	166	219
13	1:22.288	42.355		18.402		21.531	167	219	35	1:23.598	43.546		18.305		21.747	166	219



ADAC GT Masters

Sector List Race 2



Provisional

Sachsenring, Length: 3645m

Air temperature: 17.38°C

Track temperature: 19.41°C

Weather condition: Dry

DMSB Reg. Nr.: 117/16

Sunday, May 01, 2016 13:08:00

Lap	Time	SE1	SP1	SE2	SP2	SE3	SP3	TSP	Lap	Time	SE1	SP1	SE2	SP2	SE3	SP3	TSP
14	1:22.561	42.486		18.499		21.576	167	218	36	1:22.721	42.769		18.412		21.540	167	218
15	1:22.539	42.764		18.297		21.478	168	217	37	1:22.836	42.795		18.417		21.624	167	218
16	1:22.521	42.489		18.424		21.608	167	218	38	1:23.081	42.637		18.793		21.651	167	219
17	1:22.853	42.695		18.538		21.620	168	218	39	1:22.589	42.746		18.296		21.547	167	218
18	1:23.124	42.823		18.575		21.726	167	218	40	1:22.621	42.616		18.398		21.607	167	219
19	1:22.441	42.693		18.285		21.463	167	217	41	1:22.766	42.675		18.423		21.668	165	218
20	1:23.458	43.301		18.580		21.577	167	217	42	1:24.035	43.328		18.734		21.973	166	217
21	1:22.331	42.673		18.206		21.452	166	217	43	1:24.813	44.314		18.774		21.725	165	219
22	1:25.390	42.903		18.406		24.081		219									

6 Erhart, DEU / Snoeks, NLD

theoretical besttime: 1:22.870

1	1:46.568	57.248		27.425		21.895	168	215	8	1:23.936	43.253		18.676		22.007	164	215
2	1:23.144	42.862		18.543		21.739	165	216	9	1:24.591	43.830		18.642		22.119	165	216
3	1:23.558	42.868		18.510		22.180	165	216	10	1:27.362	44.256		20.319		22.787	165	215
4	1:23.388	43.074		18.583		21.731	166	216	11	1:27.333	44.856		19.709		22.768	164	215
5	1:23.169	43.161		18.377		21.631	163	216	12	1:27.839	44.285		20.554		23.000	163	216
6	1:23.589	43.104		18.513		21.972	164	216	13	1:29.699	44.588		19.424		25.687		215
7	1:23.895	43.326		18.561		22.008	165	216									

7 Jöns, DEU / Abt, DEU

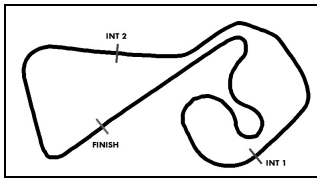
theoretical besttime: 1:21.290

1	1:23.316	43.693		18.155		21.468	170	182	23	1:23.483	42.647		18.134		22.702	167	219
2	1:22.215	42.790		18.049		21.376	170	221	24	1:21.897	42.565		17.816		21.516	169	219
3	1:21.597	42.341		17.829		21.427	167	219	25	1:21.976	42.494		17.888		21.594	169	219
4	1:21.577	42.465		17.837		21.275	169	219	26	1:21.914	42.226		18.079		21.609	168	219
5	1:21.686	42.429		17.872		21.385	168	219	27	1:23.375	43.280		18.344		21.751	168	219
6	1:21.717	42.514		17.955		21.248	169	220	28	1:24.348	42.837		18.455		23.056	163	219
7	1:22.333	42.598		18.088		21.647	168	222	29	1:52.049	45.331		32.433		34.285	124	217
8	1:22.414	42.856		18.057		21.501	168	219	30	2:01.592	1:01.787		28.711		31.094	135	127
9	1:22.713	43.054		17.935		21.724	167	219	31	2:00.649	57.835		28.627		34.187	164	
10	1:22.714	43.026		18.137		21.551	168	219	32	1:23.216	43.310		18.090		21.816	169	216
11	1:22.437	42.753		17.994		21.690	168	220	33	1:23.005	42.893		18.241		21.871	167	219
12	1:22.550	42.800		18.136		21.614	167	220	34	1:23.012	42.751		18.493		21.768	168	219
13	1:23.067	43.001		18.302		21.764	167	219	35	1:23.714	43.138		18.120		22.456	167	219
14	1:22.810	42.968		18.089		21.753	167	220	36	1:22.893	42.987		18.178		21.728	168	219
15	1:23.916	43.163		18.322		22.431	163	221	37	1:22.939	43.071		18.181		21.687	168	220
16	1:23.598	43.445		18.328		21.825	167	217	38	1:22.843	43.110		18.152		21.581	169	219
17	1:24.532	43.180		18.605		22.747	164	219	39	1:22.630	42.783		18.222		21.625	168	219
18	1:24.264	44.246		18.297		21.721	167	216	40	1:23.695	43.487		18.314		21.894	168	
19	1:27.796	43.333		18.700		25.763		219	41	1:24.494	43.109		18.957		22.428	166	218
20	2:26.470	1:46.878		17.968		21.624	170		42	1:24.646	44.227		18.267		22.152	165	218
21	1:21.695	42.301		17.856		21.538	169	220	43	1:24.129	44.189		18.234		21.706	166	219
22	1:22.296	42.849		18.036		21.411	168	219									

8 Hamprecht, DEU / Smith, GBR

theoretical besttime: 1:22.061

1	1:26.459	46.268		18.549		21.642	170	193	22	1:23.424	43.260		18.281		21.883	168	219
2	1:22.178	42.636		18.204		21.338	168	222	23	1:23.693	43.567		18.303		21.823	168	221
3	1:23.142	42.620		18.119		22.403	165	220	24	1:22.939	42.906		18.159		21.874	166	219
4	1:22.579	43.007		18.116		21.456	168	219	25	1:22.672	43.005		18.147		21.520	168	219
5	1:23.633	42.801		18.409		22.423	162	220	26	1:23.457	43.238		18.280		21.939	169	220
6	1:22.999	42.952		18.317		21.730	166	216	27	1:27.359	45.083		19.750		22.526	167	220
7	1:24.075	43.635		18.577		21.863	164	218	28	1:28.331	44.235		19.561		24.535	88	219
8	1:22.999	43.020		18.266		21.713	165	214	29	2:02.377	1:01.120		27.796		33.461	85	147
9	1:24.067	43.773		18.531		21.763	165	217	30	1:53.462	53.520		28.633		31.309	167	198
10	1:23.426	43.244		18.368		21.814	162	216	31	1:26.135	44.013		19.670		22.452	167	219
11	1:23.138	42.929		18.432		21.777	165	215	32	1:24.168	43.672		18.670		21.826	169	220
12	1:23.874	43.557		18.458		21.859	163	216	33	1:22.560	42.748		18.182		21.630	169	220
13	1:23.531	43.185		18.531		21.815	165	216	34	1:24.064	42.928		18.234		22.902	159	220
14	1:23.025	42.926		18.322		21.777	165	216	35	1:23.475	43.396		18.432		21.647	167	216
15	1:24.249	43.784		18.572		21.893	163	216	36	1:22.923	43.003		18.196		21.724	168	220
16	1:25.633	45.019		18.607		22.007	164	216	37	1:23.455	43.428		18.285		21.742	168	220
17	1:23.590	43.367		18.431		21.792	165	216	38	1:22.707	43.009		18.103		21.595	168	219
18	1:23.233	43.105		18.335		21.793	166	215	39	1:24.089	43.413		18.567		22.109	168	220



ADAC GT Masters



Sector List Race 2

Provisional

Sachsenring, Length: 3645m

Air temperature: 17.38°C

Track temperature: 19.41°C

Weather condition: Dry

DMSB Reg. Nr.: 117/16

Sunday, May 01, 2016 13:08:00

Lap	Time	SE1	SP1	SE2	SP2	SE3	SP3	TSP	Lap	Time	SE1	SP1	SE2	SP2	SE3	SP3	TSP
19	1:27.925	43.141		18.396		26.388		216	40	1:24.095	43.600		18.639		21.856	167	219
20	3:59.840	3:19.225		18.724		21.891	166		41	1:23.312	43.325		18.246		21.741	169	220
21	1:23.515	43.465		18.444		21.606	167	218	42	1:23.554	43.177		18.464		21.913	168	219

9 Weishaupt, DEU / Lee Pepper, ZAF

theoretical besttime: 1:21.845

1	1:26.132	46.121		18.334		21.677	167	194	15	1:22.757	42.726				167	221	
2	1:22.093	42.596					167	220	16	1:22.977	42.906		18.256		21.815	168	220
3	1:22.169	42.510		18.181		21.478	167	219	17	1:23.255	42.938		18.327		21.990	167	220
4	1:22.167	42.615		18.052		21.500	168	220	18	1:24.116	43.532		18.592		21.992	167	221
5	1:22.189	42.552		18.095		21.542	166	217	19	1:23.571	42.966		18.401		22.204	167	221
6	1:22.094	42.352		18.100		21.642	166	220	20	1:23.752	43.404		18.517		21.831	165	222
7	1:22.194	42.493		18.015		21.686	164	221	21	1:22.794	42.832		18.181		21.781	167	219
8	1:22.343	42.619		18.095		21.629	167	219	22	1:22.939	42.944		18.227		21.768	166	220
9	1:22.254	42.525		18.067		21.662	166	220	23	1:23.703	43.763		18.201		21.739	166	219
10	1:23.950	42.748		19.329		21.873	167	220	24	1:22.848	42.824		18.152		21.872	167	219
11	1:22.711	42.629		18.267		21.815	167	220	25	1:26.493	43.149		18.276		25.068		219
12	1:22.474	42.681		18.139		21.654	167	220	26	2:30.631	1:48.617		18.942		23.072	160	
13	1:22.411	42.517		18.161		21.733	167	220	27	7:19.619	44.251		19.071		6:16.297		216
14	1:22.641	42.658		18.222		21.761	166	220									

13 Lips, CHE / Barth, DEU

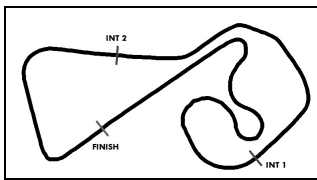
theoretical besttime: 1:22.329

1	1:30.095	48.795					170	208	22	1:27.552	43.353		18.499		25.700		222
2	1:35.046	44.013		18.665		32.368	169	226	23	2:29.849	1:48.598		18.950		22.301	168	
3	1:22.417	42.610		18.280		21.527	171	220	24	1:25.047	43.850		18.956		22.241	169	222
4	1:27.419	42.993						224	25	1:24.899	43.675		18.806		22.418	163	223
5	3:15.370	2:35.442		18.409		21.519	169		26	1:26.639	45.313		18.946		22.380	166	212
6	1:23.001	42.860		18.256		21.885	169	221	27	1:35.898	49.309		24.193		22.396	167	221
7	1:22.599	42.829		18.291		21.479	170	222	28	1:25.517	44.043		19.247		22.227	170	220
8	1:22.756	42.896		18.287		21.573	169	222	29	1:25.502	43.532		18.852		23.118	159	222
9	1:22.938	42.812		18.385		21.741	170	221	30	1:45.509	47.900		28.544		29.065	168	219
10	1:23.354	43.163		18.451		21.740	170	222	31	1:27.426	44.795		19.370		23.261	161	223
11	1:22.861	42.902		18.240		21.719	169	222	32	1:29.556	44.658		19.471		25.427		219
12	1:23.247	43.213		18.362		21.672	170	222	33	1:40.280	59.139		19.018		22.123	170	
13	1:23.107	43.065					169	223	34	1:24.221	43.425		18.690		22.106	166	223
14	1:23.027	43.047		18.316		21.664	170	222	35	1:24.940	43.741		18.876		22.323	166	217
15	1:23.332	43.161		18.485		21.686	170	222	36	1:24.960	43.888		18.963		22.109	164	217
16	1:23.365	43.221		18.379		21.765	168	222	37	1:24.749	43.527		19.040		22.182	164	220
17	1:23.461	43.224		18.519		21.718	169	222	38	1:24.445	43.402		18.956		22.087	165	219
18	1:23.298	43.121		18.475		21.702	167	222	39	1:25.060	43.715		19.259		22.086	167	221
19	1:23.567	43.238		18.564		21.765	169	221	40	1:24.300	43.722		18.702		21.876	168	216
20	1:24.335	43.399		18.557		22.379	169	223	41	1:24.526	43.464		18.952		22.110	168	221
21	1:23.941	43.626		18.555		21.760	168	223	42	1:23.948	43.523		18.492		21.933	168	221

15 Winkelhock, DEU / Pommer, DEU

theoretical besttime: 1:22.024

1	1:27.829	47.358		18.760		21.711	166	192	23	1:27.482	42.934		18.859		25.689		214
2	1:22.856	43.155		18.372		21.329	167	217	24	1:38.449	58.293		18.543		21.613	164	
3	1:22.365	42.603		18.265		21.497	167	216	25	1:22.708	42.807		18.351		21.550	164	214
4	1:22.844	42.877		18.570		21.397	166	216	26	1:22.623	42.637		18.265		21.721	164	215
5	1:22.451	42.718		18.235		21.498	166	215	27	1:22.848	42.781		18.388		21.679	167	215
6	1:23.365	43.330		18.428		21.607	166	218	28	1:27.458	45.251		19.844		22.363	164	217
7	1:24.507	43.358		18.517		22.632	160	217	29	1:28.345	44.844		19.086		24.415	88	215
8	1:23.473	43.528		18.447		21.498	165	214	30	2:02.874	1:01.530		27.795		33.549	103	149
9	1:23.160	42.903		18.584		21.673	166	216	31	1:52.748	53.369		28.559		30.820	165	190
10	1:23.639	43.518		18.575		21.546	165	215	32	1:26.155	43.899		19.630		22.626	164	216
11	1:23.041	43.023		18.474		21.544	166	216	33	1:24.439	43.552		18.655		22.232	164	217
12	1:23.288	43.048		18.588		21.652	166	217	34	1:22.397	42.583		18.245		21.569	166	216
13	1:23.813	43.185		18.616		22.012	165	218	35	1:23.133	42.880		18.258		21.995	162	216
14	1:23.468	43.406		18.462		21.600	164	215	36	1:22.714	42.749		18.199		21.766	168	215
15	1:23.472	43.082		18.728		21.662	166	216	37	1:23.398	42.982		18.461		21.955	163	217
16	1:22.555	42.747		18.375		21.433	166	216	38	1:22.375	42.871		18.112		21.392	167	215
17	1:22.382	42.711		18.214		21.457	164	216	39	1:23.400	43.192		18.531		21.677	167	217
18	1:22.307	42.692		18.237		21.378	165	214	40	1:23.849	43.664				166		217



ADAC GT Masters



Sector List Race 2

Provisional

Sachsenring, Length: 3645m

Air temperature: 17.38°C

Track temperature: 19.41°C

Weather condition: Dry

DMSB Reg. Nr.: 117/16

Sunday, May 01, 2016 13:08:00

Lap	Time	SE1	SP1	SE2	SP2	SE3	SP3	TSP	Lap	Time	SE1	SP1	SE2	SP2	SE3	SP3	TSP
19	1:22.279	42.608		18.133		21.538	164	215	41	1:23.928	44.052		18.336		21.540	166	217
20	1:22.918	42.854		18.403		21.661	165	215	42	1:23.054	42.708		18.401		21.945	167	216
21	1:27.194	42.768		19.068		25.358		216	43	1:24.092	43.538		18.316		22.238	163	218
22	2:26.390	1:46.159		18.676		21.555	164										

16 Stolz, DEU / Tweraser, AUT

theoretical besttime: 1:21.691

1	1:27.218	46.729		18.770		21.719	168		23	1:22.944	42.894		18.378		21.672	169	218
2	1:22.709	43.081		18.231		21.397	169	218	24	1:22.712	42.869		18.280		21.563	168	218
3	1:22.241	42.571		18.109		21.561	167	218	25	1:22.647	42.805		18.241		21.601	169	219
4	1:22.737	43.004		18.167		21.566	169	218	26	1:22.765	43.131		18.180		21.454	169	218
5	1:22.633	42.689		18.233		21.711	167	218	27	1:22.380	42.734		18.174		21.472	169	219
6	1:22.034	42.641		18.033		21.360	170	217	28	1:24.693	42.737		19.024		22.932	167	218
7	1:22.579	42.653		18.148		21.778	170	219	29	1:48.276	44.409		29.973		33.894	120	217
8	1:22.872	42.988		18.239		21.645	170	217	30	2:01.927	1:02.018		28.117		31.792	132	130
9	1:22.992	42.942		18.241		21.809	169	218	31	1:58.829	56.951		28.465		33.413	167	155
10	1:22.837	42.775		18.329		21.733	170	219	32	1:25.066	44.602		18.880		21.584	168	217
11	1:22.540	42.704		18.196		21.640	169	218	33	1:23.480	43.405		18.389		21.686	169	218
12	1:22.313	42.496		18.101		21.716	168	219	34	1:24.431	43.522		18.441		22.468	165	219
13	1:22.330	42.645		18.090		21.595	171	218	35	1:22.069	42.503		18.017		21.549	169	218
14	1:22.296	42.556		18.026		21.714	169	219	36	1:21.776	42.426		17.960		21.390	170	218
15	1:22.600	42.905		18.044		21.651	168	219	37	1:21.913	42.619		17.989		21.305	169	219
16	1:22.878	43.244		18.115		21.519	168	219	38	1:22.539	42.671		18.202		21.666	169	219
17	1:25.434	43.211		18.310		23.913	155	219	39	1:22.855	42.903		18.179		21.773	166	218
18	1:23.085	43.170		18.306		21.609	169	212	40	1:23.500	42.844		18.542		22.114	165	218
19	1:26.015	42.824		18.070		25.121		218	41	1:24.047	43.021		18.808		22.218	167	216
20	2:26.745	1:46.892		18.294		21.559	168		42	1:24.828	44.358		18.411		22.059	166	216
21	1:23.094	43.158		18.374		21.562	168	219	43	1:23.769	43.863		18.313		21.593	168	218
22	1:22.979	42.952		18.253		21.774	168	218									

17 Jahn, DEU / Bachler, AUT

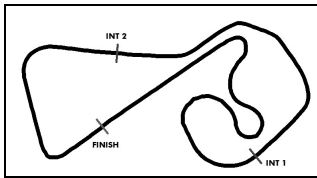
theoretical besttime: 1:21.459

1	1:29.446	48.249		19.064		22.133	165	201	23	1:22.199	42.613		18.222		21.364	168	219
2	1:22.706	42.821		18.428		21.457	168	218	24	1:25.870	42.822		18.339		24.709		218
3	1:22.680	43.029		18.282		21.369	168	221	25	2:25.801	1:45.639		18.567		21.595	168	
4	1:22.848	42.861		18.325		21.662	166	220	26	1:26.180	43.004		18.280		24.896		219
5	1:21.459	42.149		18.058		21.252	168	219	27	1:38.626	58.607		18.454		21.565	168	
6	1:22.912	42.808		18.459		21.645	167	221	28	1:29.133	43.521		21.821		23.791	162	219
7	1:23.855	43.331		18.493		22.031	163	220	29	1:32.933	46.419		21.825		24.689	88	214
8	1:22.410	42.724		18.258		21.428	169	217	30	2:02.850	1:02.038		27.943		32.869	95	121
9	1:22.272	42.676		18.231		21.365	168	222	31	1:54.582	54.273		28.311		31.998	169	169
10	1:22.125	42.594		18.223		21.308	167	218	32	1:24.932	43.595		19.345		21.992	169	221
11	1:21.925	42.315		18.165		21.445	168	219	33	1:23.864	43.936		18.491		21.437	169	222
12	1:22.066	42.379		18.223		21.464	168	220	34	1:23.389	43.125		18.405		21.859	171	222
13	1:22.216	42.658		18.169		21.389	168	221	35	1:24.124	43.710		18.843		21.571	169	224
14	1:21.960	42.302		18.098		21.560	165	220	36	1:23.253	43.079		18.367		21.807	169	219
15	1:22.787	42.800					168	219	37	1:24.209	44.240		18.374		21.595	167	221
16	1:22.595	42.860					168	219	38	1:23.144	42.913		18.437		21.794	169	220
17	1:23.568	43.232		18.344		21.992	165	219	39	1:23.465	43.374		18.469		21.622	169	221
18	1:23.095	43.013		18.478		21.604	168	218	40	1:24.024	43.753		18.495		21.776	168	221
19	1:22.727	42.774		18.379		21.574	168	220	41	1:24.809	44.716		18.475		21.618	168	219
20	1:23.418	43.448		18.320		21.650	166	219	42	1:22.939	43.048		18.333		21.558	170	221
21	1:22.560	42.799					166	219	43	1:23.845	43.429		18.494		21.922	169	221
22	1:22.583	42.725		18.377		21.481	168	219									

20 Krohn, FIN / Deletraz, CHE

theoretical besttime: 1:21.727

1	1:30.370	49.061		19.278		22.031	169		17	1:24.202	43.790		18.516		21.896	165	215
2	1:25.394	43.948		18.655		22.791	167	222	18	1:26.266	43.251		18.304		24.711		216
3	1:22.385	42.810		18.160		21.415	167	219	19	2:28.933	1:48.673		18.506		21.754	167	
4	1:22.167	42.792		18.080		21.295	167	219	20	1:23.134	42.995		18.335		21.804	166	216
5	1:22.524	42.482		18.198		21.844	164	218	21	1:22.542	42.918		18.190		21.434	166	216
6	1:23.649	43.587		18.360		21.702	165	218	22	1:23.114	43.217		18.235		21.662	163	217
7	1:23.290	43.339		18.292		21.659	168	217	23	1:23.002	42.946		18.472		21.584	162	214
8	1:25.420	45.373		18.415		21.632	164	216	24	1:22.902	42.770		18.167		21.965	161	214



ADAC GT Masters



Sector List Race 2

Provisional

Sachsenring, Length: 3645m

Air temperature: 17.38°C

Track temperature: 19.41°C

Weather condition: Dry

DMSB Reg. Nr.: 117/16

Sunday, May 01, 2016 13:08:00

Lap	Time	SE1	SP1	SE2	SP2	SE3	SP3	TSP	Lap	Time	SE1	SP1	SE2	SP2	SE3	SP3	TSP
9	1:23.177	43.277		18.244		21.656	163	213	25	1:22.489	42.893		18.052		21.544	168	211
10	1:22.667	42.960		18.167		21.540	169	215	26	1:21.913	42.564		17.950		21.399	163	215
11	1:23.072	43.074		18.219		21.779	164	217	27	1:22.041	42.618		17.984		21.439	161	213
12	1:22.997	42.910		18.459		21.628	167	218	28	1:30.114	44.258		21.964		23.892	161	213
13	1:23.292	43.141		18.390		21.761	165	219	29	1:33.050	46.758		21.609		24.683	90	206
14	1:23.098	43.001		18.360		21.737	166	216	30	2:02.566	1:01.777		28.018		32.771	102	125
15	1:23.037	43.007		18.353		21.677	164	218	31	1:55.145	54.473		28.398		32.274	164	176
16	1:24.204	43.070		18.969		22.165	163	216	32	1:45.546	53.457		23.111		28.978		216

21 Rogivue, CHE / Sylvest, DNK

theoretical besttime: 1:21.471

1	1:23.982	44.293		18.196		21.493	168	187	23	2:31.349	1:48.110		20.159		23.080	168	
2	1:22.004	42.697		17.954		21.353	168	219	24	1:23.278	43.401		18.307		21.570	169	218
3	1:21.711	42.586		17.833		21.292	168	218	25	1:22.743	42.874		18.217		21.652	167	219
4	1:21.556	42.534		17.833		21.189	168	219	26	1:22.517	42.661		18.016		21.840	168	220
5	1:21.640	42.534		17.893		21.213	169	218	27	1:22.563	42.779		18.073		21.711	169	219
6	1:21.781	42.716		17.873		21.192	169	219	28	2:04.625	42.933		58.002		23.690	165	219
7	1:22.191	42.657		17.998		21.536	169	220	29	1:25.553	44.544		18.982		22.027	159	216
8	1:22.578	42.811		18.131		21.636	168	219	30	2:00.200	58.776		27.812		33.612	108	167
9	1:22.743	42.780		18.439		21.524	169	220	31	1:52.566	53.382		28.514		30.670	169	183
10	1:22.496	42.822		18.231		21.443	168	219	32	1:26.143	44.035		19.490		22.618	139	220
11	1:22.499	42.865		18.090		21.544	168	219	33	1:25.911	44.092		18.752		23.067	156	211
12	1:22.440	42.694		18.162		21.584	169	220	34	1:25.191	44.142		18.659		22.390	164	217
13	1:23.030	42.987		18.356		21.687	168	220	35	1:23.514	43.295		18.494		21.725	166	220
14	1:22.632	42.931		18.174		21.527	170	219	36	1:23.283	43.210		18.377		21.696	168	218
15	1:23.976	43.283					162	221	37	1:23.454	43.127		18.348		21.979	169	219
16	1:23.946	43.719		18.461		21.766	170	215	38	1:23.109	43.019		18.272		21.818	168	219
17	1:24.018	43.478		18.265		22.275	167	221	39	1:22.810	42.856		18.273		21.681	169	219
18	1:22.540	43.110		17.926		21.504	168	216	40	1:23.552	42.968		18.600		21.984	170	220
19	1:22.042	42.449		17.947		21.646	171	219	41	1:22.748	42.775		18.313		21.660	169	219
20	1:22.271	42.836		17.888		21.547	170	220	42	1:22.986	42.980		18.296		21.710	170	219
21	1:22.296	42.727		18.131		21.438	170	219	43	1:23.205	42.988		18.305		21.912	168	220
22	1:25.736	42.725		18.095		24.916		221									

22 Feige, DEU / Schothorst, NLD

theoretical besttime: 1:22.704

1	1:32.393	49.736		20.291		22.366	164	217	23	1:23.754	43.557		18.521		21.676	168	222
2	1:24.719	44.105		18.657		21.957	170	222	24	1:28.717	43.982		18.663		26.072		221
3	1:23.473	43.330		18.453		21.690	168	224	25	2:39.241	1:56.689		19.412		23.140	163	
4	1:23.570	43.581		18.377		21.612	168	219	26	1:27.403	45.247		19.105		23.051	165	218
5	1:23.191	43.115		18.202		21.874	168	222	27	1:26.752	44.962		19.363		22.427	165	219
6	1:23.013	43.202		18.295		21.516	169	224	28	1:29.217	46.087		19.930		23.200	164	209
7	1:23.087	43.003		18.487		21.597	168	224	29	1:28.459	45.451		20.151		22.857	165	217
8	1:23.440	43.270		18.465		21.705	168	223	30	1:43.993	45.400		24.823		33.770	96	219
9	1:23.415	43.340		18.462		21.613	169	223	31	1:51.833	53.429		28.693		29.711	163	162
10	1:23.557	43.192		18.646		21.719	169	223	32	1:28.428	45.531		19.413		23.484	164	217
11	1:23.293	43.207		18.386		21.700	169	224	33	1:28.441	45.309		19.617		23.515	165	218
12	1:23.761	43.068		18.348		22.345	164	223	34	1:28.124	45.397		19.666		23.061	164	219
13	1:23.461	43.340		18.410		21.711	169	221	35	1:27.232	44.854		19.440		22.938	165	219
14	1:23.472	43.529		18.380		21.563	170	223	36	1:26.919	45.132		19.237		22.550	165	219
15	1:23.218	43.405		18.282		21.531	169	223	37	1:26.872	44.847		19.461		22.564	166	220
16	1:23.133	43.177		18.299		21.657	169	222	38	1:26.947	44.871		19.361		22.715	165	216
17	1:23.877	43.499		18.709		21.669	169	223	39	1:26.931	45.049		19.449		22.433	166	217
18	1:23.423	43.512		18.283		21.628	168	222	40	1:28.079	45.361		20.186		22.532	165	219
19	1:23.772	43.429		18.547		21.796	168	222	41	1:27.643	45.245		19.478		22.920	165	219
20	1:26.050	43.243		20.334		22.473	165	222	42	1:27.938	45.133		20.203		22.602	165	219
21	1:23.419	43.603		18.317		21.499	170	220	43	1:28.625	45.507		19.857		23.261	165	218
22	1:23.876	43.479		18.686		21.711	169	223									



ADAC GT Masters



Sector List Race 2

Provisional

DMSB Reg. Nr.: 117/16

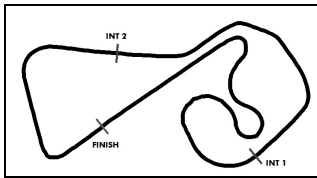
Sachsenring, Length: 3645m
 Air temperature: 17.38°C
 Track temperature: 19.41°C
 Weather condition: Dry

Sunday, May 01, 2016 13:08:00

Lap	Time	SE1	SP1	SE2	SP2	SE3	SP3	TSP	Lap	Time	SE1	SP1	SE2	SP2	SE3	SP3	TSP
24 Stoll, DEU / Vanthoor, BEL									theoretical besttime: 1:21.090								
1	1:22.452	42.861		18.189		21.402	166	182	23	1:22.176	42.732		18.076		21.368	164	214
2	1:22.240	42.956		17.920		21.364	165	213	24	1:22.498	42.756		18.113		21.629	164	214
3	1:21.090	42.024		17.845		21.221	165	214	25	1:26.709	43.305		18.471		24.933		215
4	1:21.522	42.284		17.888		21.350	165	214	26	2:28.687	1:47.580		18.973		22.134	165	
5	1:21.714	42.345		17.963		21.406	166	214	27	1:23.948	43.314		18.595		22.039	165	214
6	1:22.028	42.528		18.031		21.469	165	216	28	1:24.035	43.170		18.552		22.313	160	214
7	1:22.653	42.768		18.348		21.537	166	216	29	1:59.163	50.147		34.629		34.387	116	210
8	1:22.395	42.581		18.305		21.509	166	216	30	2:01.926	1:01.788		28.892		31.246	139	119
9	1:22.670	42.738		18.166		21.766	165	216	31	2:01.193	57.492		28.971		34.730	165	173
10	1:22.529	42.689		18.310		21.530	166	216	32	1:23.738	43.425		18.631		21.682	166	213
11	1:22.407	42.580		18.305		21.522	167	216	33	1:23.013	43.087		18.280		21.646	166	214
12	1:22.176	42.382		18.244		21.550	164	216	34	1:23.134	42.975		18.292		21.867	164	215
13	1:22.227	42.634		18.116		21.477	166	216	35	1:23.008	42.974		18.338		21.696	165	215
14	1:22.567	42.593		18.169		21.805	164	216	36	1:23.053	42.999		18.378		21.676	167	214
15	1:22.119	42.656		18.088		21.375	164	214	37	1:23.081	43.049		18.358		21.674	167	215
16	1:21.942	42.496		18.064		21.382	165	213	38	1:22.843	43.064		18.227		21.552	167	215
17	1:22.254	42.641		18.205		21.408	165	214	39	1:23.167	42.890		18.180		22.097	162	215
18	1:21.961	42.555		17.964		21.442	165	213	40	1:23.559	43.427		18.404		21.728	167	215
19	1:21.941	42.539		17.990		21.412	165	214	41	1:25.076	43.180		19.588		22.308	163	214
20	1:21.898	42.604		17.985		21.309	165	214	42	1:24.620	44.191		18.280		22.149	163	214
21	1:22.331	42.836		18.056		21.439	164	214	43	1:23.962	43.851		18.450		21.661	166	214
22	1:22.099	42.715		17.997		21.387	164	215									

25 Dobitsch, AUT / Sandström, SWE									theoretical besttime: 1:21.690								
1	1:26.851	46.512		18.751		21.588	165	190	23	1:22.951	42.949		18.381		21.621	165	215
2	1:22.296	42.876		18.075		21.345	166	216	24	1:27.196	43.061		18.669		25.466		215
3	1:22.332	42.640		18.082		21.610	162	215	25	2:27.975	1:47.535		18.655		21.785	164	
4	1:22.199	42.828		18.069		21.302	163	214	26	1:23.528	42.972		18.405		22.151	161	214
5	1:21.690	42.377		18.068		21.245	165	214	27	1:23.290	43.057		18.370		21.863	165	211
6	1:22.387	42.565		18.186		21.636	164	216	28	1:26.082	43.256		20.607		22.219	165	214
7	1:22.322	42.563		18.152		21.607	161	216	29	1:44.307	44.648		25.354		34.305	111	213
8	1:22.913	42.909		18.356		21.648	164	213	30	2:01.836	1:01.716		28.150		31.970	117	124
9	1:22.731	42.802		18.356		21.573	164	214	31	1:58.083	56.284		28.415		33.384	164	185
10	1:22.663	42.721		18.393		21.549	164	214	32	1:25.364	44.347		19.181		21.836	165	214
11	1:23.100	43.078		18.364		21.658	164	215	33	1:23.003	42.929		18.468		21.606	166	214
12	1:22.736	42.867		18.298		21.571	164	214	34	1:24.292	43.586		18.378		22.328	164	215
13	1:22.741	42.849		18.187		21.705	163	216	35	1:22.999	43.244		18.162		21.593	165	216
14	1:22.778	42.928		18.363		21.487	164	216	36	1:22.361	42.637		18.239		21.485	168	215
15	1:22.958	42.921		18.291		21.746	164	216	37	1:22.494	42.694		18.274		21.526	164	216
16	1:22.743	42.956		18.229		21.558	165	215	38	1:22.369	42.658		18.109		21.602	165	215
17	1:23.793	43.197		18.525		22.071	163	215	39	1:22.682	42.833		18.235		21.614	166	215
18	1:23.014	43.046		18.369		21.599	165	212	40	1:22.393	42.677		18.173		21.543	166	215
19	1:23.082	43.015		18.416		21.651	163	215	41	1:23.917	43.122		18.438		22.357	163	216
20	1:24.408	44.205		18.580		21.623	164	215	42	1:24.450	43.985		18.394		22.071	163	218
21	1:23.201	43.110		18.431		21.660	164	215	43	1:24.404	43.879		18.489		22.036	165	215
22	1:22.580	42.805		18.221		21.554	163	215									

28 Hoevenaars, NLD / Basseng, DEU									theoretical besttime: 1:22.232								
1	1:42.652	49.337		31.489		21.826	163	211	23	1:23.239	43.214		18.286		21.739	166	214
2	1:22.783	42.883		18.305		21.595	165	213	24	1:26.817	43.022		18.292		25.503		214
3	1:22.877	42.861		18.396		21.620	165	214	25	2:31.623	1:50.691		19.130		21.802	164	
4	1:22.949	42.793		18.386		21.770	165	215	26	1:23.307	43.180		18.560		21.567	166	214
5	1:23.181	43.160		18.621		21.400	167	214	27	1:23.333	43.175		18.630		21.528	163	214
6	1:22.438	42.761		18.248		21.429	167	215	28	1:28.218	44.383		20.916		22.919	163	213
7	1:22.485	42.664		18.273		21.548	165	215	29	1:26.788	44.687		19.808		22.293	165	209
8	1:22.688	42.922		18.284		21.482	165	213	30	1:59.111	57.458		27.695		33.958	99	161
9	1:22.563	42.821		18.280		21.462	166	214	31	1:52.236	52.941		28.963		30.332	165	157
10	1:22.736	43.005		18.219		21.512	167	215	32	1:25.562	43.767		19.684		22.111	165	214
11	1:22.743	42.925		18.271		21.547	166	215	33	1:27.705	43.727		18.779		25.199		214
12	1:22.962	42.826		18.364		21.772	165	215	34	1:38.790	58.677		18.523		21.590	165	
13	1:23.972	43.166		18.642		22.164	162	215	35	1:22.939	43.009		18.458		21.472	166	213



ADAC GT Masters



Sector List Race 2

Provisional

Sachsenring, Length: 3645m

Air temperature: 17.38°C

Track temperature: 19.41°C

Weather condition: Dry

DMSB Reg. Nr.: 117/16

Sunday, May 01, 2016 13:08:00

Lap	Time	SE1	SP1	SE2	SP2	SE3	SP3	TSP	Lap	Time	SE1	SP1	SE2	SP2	SE3	SP3	TSP
14	1:24.211	43.801		18.527		21.883	164	216	36	1:23.389	43.559		18.452		21.378	164	215
15	1:22.943	42.971		18.392		21.580	165	214	37	1:22.587	42.919		18.190		21.478	163	214
16	1:24.363	43.652		18.836		21.875	164	214	38	1:22.784	42.983		18.399		21.402	164	214
17	1:24.138	43.714		18.613		21.811	166	216	39	1:22.954	43.007		18.469		21.478	165	214
18	1:24.146	43.577		18.763		21.806	166	216	40	1:22.925	43.155		18.384		21.386	164	214
19	1:24.446	43.382		18.719		22.345	165	215	41	1:22.774	42.887		18.438		21.449	165	214
20	1:24.134	43.375		18.697		22.062	164	214	42	1:23.176	43.086		18.426		21.664	165	215
21	1:23.074	42.948		18.221		21.905	164	214	43	1:23.623	43.159		18.764		21.700	165	214
22	1:22.958	43.111		18.303		21.544	165	214									

29 De Phillippi, USA / Mies, DEU

theoretical besttime: 1:21.902

1	1:25.720	45.667		18.542		21.511	166	185	23	1:22.945	42.827		18.387		21.731	167	216
2	1:22.121	42.493		18.276		21.352	166	216	24	1:22.665	42.682		18.351		21.632	167	216
3	1:22.218	42.426		18.239		21.553	165	216	25	1:22.561	42.505		18.438		21.618	166	216
4	1:22.178	42.576		18.187		21.415	166	216	26	1:22.567	42.796		18.240		21.531	167	215
5	1:22.018	42.437					166	216	27	1:22.648	42.672		18.252		21.724	165	216
6	1:21.958	42.391		18.217		21.350	167	216	28	1:23.262	42.527		18.640		22.095	167	216
7	1:22.068	42.533		18.180		21.355	167	218	29	1:49.168	43.708		31.728		33.732	102	216
8	1:22.075	42.514		18.197		21.364	167	216	30	2:01.988	1:02.351		28.114		31.523	130	154
9	1:22.186	42.409		18.319		21.458	166	216	31	1:59.428	57.458		28.457		33.513	166	156
10	1:25.441	43.329		19.684		22.428	162	216	32	1:24.243	44.353		18.363		21.527	166	217
11	1:22.711	42.892		18.266		21.553	166	214	33	1:22.146	42.589		18.161		21.396	168	216
12	1:22.370	42.636		18.288		21.446	166	216	34	1:22.595	42.599		18.204		21.792	168	217
13	1:22.566	42.736		18.371		21.459	168	217	35	1:23.150	43.046		18.245		21.859	163	218
14	1:22.487	42.635		18.324		21.528	167	217	36	1:23.152	43.173		18.273		21.706	167	216
15	1:22.793	42.836		18.349		21.608	166	218	37	1:23.039	43.042		18.258		21.739	164	217
16	1:22.952	43.026		18.334		21.592	166	217	38	1:22.817	42.876		18.366		21.575	166	216
17	1:23.099	43.023		18.359		21.717	167	216	39	1:22.723	42.927		18.247		21.549	167	217
18	1:24.104	43.748		18.728		21.628	167	216	40	1:24.345	43.104					161	217
19	1:26.688	43.233		18.538		24.917		217	41	1:24.505	43.314		18.597		22.594	164	216
20	2:28.993	1:48.894		18.421		21.678	165		42	1:24.841	44.142		18.498		22.201	166	217
21	1:23.070	42.955		18.425		21.690	167	216	43	1:24.100	43.741		18.494		21.865	167	216
22	1:23.000	42.806		18.508		21.686	166	216									

32 Spengler, DEU / Zonzini, SMR

theoretical besttime: 1:22.829

1	1:32.573	50.095		20.616		21.862	161	215	23	1:23.511	43.050		18.636		21.825	160	216
2	1:24.183	43.617		18.688		21.878	161	218	24	1:26.691	43.518		18.771		24.402		216
3	1:23.280	43.051		18.733		21.496	171	216	25	2:26.487	1:45.700		18.927		21.860	162	
4	1:23.089	42.940		18.626		21.523	161	218	26	1:23.621	43.344		18.592		21.685	163	218
5	1:23.294	42.888		18.681		21.725	162	218	27	1:26.772	43.017		18.598		25.157		216
6	1:23.221	42.942		18.589		21.690	162	219	28	1:43.460	1:00.474		19.932		23.054	157	
7	1:23.219	42.940		18.760		21.519	161	216	29	1:28.512	45.535		20.061		22.916	167	214
8	1:23.251	43.108		18.667		21.476	163	215	30	1:45.053	45.441		25.100		34.512	83	212
9	1:23.735	43.118		18.764		21.853	160	219	31	1:50.529	52.726		28.415		29.388	160	164
10	1:23.334	43.173		18.651		21.510	162	216	32	1:25.147	43.907		19.136		22.104	164	216
11	1:23.245	42.988		18.716		21.541	163	217	33	1:25.460	44.038		19.427		21.995	164	217
12	1:25.087	42.961		18.811		23.315	155	218	34	1:24.467	43.413		18.876		22.178	162	216
13	1:24.296	43.616		18.688		21.992	160	214	35	1:24.572	43.709		18.913		21.950	164	217
14	1:23.331	42.971		18.656		21.704	161	213	36	1:23.686	43.201		18.687		21.798	163	218
15	1:23.660	43.219		18.661		21.780	161	219	37	1:24.062	43.413		18.727		21.922	164	219
16	1:25.292	44.447		18.837		22.008	159	215	38	1:23.967	43.195		18.897		21.875	163	219
17	1:24.120	43.437		18.682		22.001	161	218	39	1:23.618	43.050		18.789		21.779	163	216
18	1:23.900	43.258		18.801		21.841	161	216	40	1:23.062	42.837		18.516		21.709	163	218
19	1:25.116	43.506		18.905		22.705	163	217	41	1:23.292	42.942		18.603		21.747	163	218
20	1:24.899	43.970		18.792		22.137	160	213	42	1:23.568	43.084		18.633		21.851	163	218
21	1:23.743	43.149		18.697		21.897	162	215	43	1:23.610	43.049		18.767		21.794	163	217
22	1:23.590	42.936		18.874		21.780	162	217									



ADAC GT Masters



Sector List Race 2

Provisional

Sachsenring, Length: 3645m

Air temperature: 17.38°C

Track temperature: 19.41°C

Weather condition: Dry

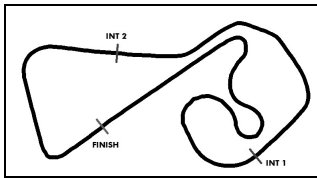
DMSB Reg. Nr.: 117/16

Sunday, May 01, 2016 13:08:00

Lap	Time	SE1	SP1	SE2	SP2	SE3	SP3	TSP	Lap	Time	SE1	SP1	SE2	SP2	SE3	SP3	TSP
33 Frankenhout, NLD / Haase, DEU									theoretical besttime: 1:21.706								
1	1:24.770	44.860		18.337		21.573	167	182	23	1:23.252	43.257		18.430		21.565	165	213
2	1:21.984	42.659		18.005		21.320	167	216	24	1:23.261	42.909		18.617		21.735	165	213
3	1:22.296	42.670		18.118		21.508	163	215	25	1:22.880	42.906		18.425		21.549	165	213
4	1:21.934	42.477					166	212	26	1:22.790	42.783		18.353		21.654	165	214
5	1:22.169	42.470		18.206		21.493	165	216	27	1:23.322	42.942		18.653		21.727	163	213
6	1:21.919	42.442		18.005		21.472	167	214	28	1:29.750	44.258		21.962		23.530	163	213
7	1:21.914	42.436		18.046		21.432	166	216	29	1:33.292	47.440		20.805		25.047	95	206
8	1:22.064	42.381		18.033		21.650	165	215	30	2:02.479	1:01.684		28.330		32.465	105	129
9	1:22.199	42.548		18.128		21.523	166	215	31	1:55.954	55.228		28.166		32.560	164	183
10	1:22.566	42.594		18.378		21.594	166	216	32	1:25.240	44.041		19.348		21.851	166	217
11	1:22.518	42.583		18.302		21.633	166	216	33	1:23.377	43.315		18.395		21.667	166	215
12	1:22.337	42.669		18.139		21.529	166	216	34	1:23.937	43.310		18.696		21.931	165	215
13	1:22.733	42.732		18.232		21.769	167	216	35	1:23.983	43.588		18.566		21.829	165	216
14	1:24.521	42.995					164	216	36	1:23.266	42.910		18.506		21.850	164	216
15	1:23.121	43.061		18.462		21.598	166	215	37	1:23.169	42.935		18.528		21.706	165	215
16	1:22.998	42.805		18.559		21.634	165	214	38	1:23.754	43.304		18.603		21.847	164	215
17	1:23.804	43.565		18.494		21.745	167	215	39	1:23.501	42.991		18.694		21.816	164	214
18	1:24.364	44.013		18.664		21.687	166	218	40	1:23.419	43.161		18.701		21.557	164	214
19	1:23.972	43.079		18.699		22.194	161	215	41	1:23.717	43.072		18.753		21.892	164	213
20	1:27.303	44.203		18.499		24.601		214	42	1:24.106	43.514		18.770		21.822	164	214
21	2:38.670	1:57.684		19.092		21.894	157		43	1:24.138	43.253		18.903		21.982	162	214
22	1:24.280	43.939		18.586		21.755	164	209									

34 Tutumlu Lopez, ESP / van der Linde, ZAF									theoretical besttime: 1:21.552								
1	1:24.404	44.664		18.327		21.413	167	184	23	1:25.079	42.699		18.158		24.222		215
2	1:22.081	42.676		18.026		21.379	166	216	24	2:28.200	1:47.728		18.706		21.766	164	
3	1:21.953	42.472		18.211		21.270	166		25	1:23.741	43.393		18.589		21.759	165	212
4	1:22.106	42.416					167	215	26	1:24.127	43.557		18.845		21.725	165	214
5	1:21.814	42.338		18.067		21.409	166	215	27	1:24.921	43.438		19.572		21.911	163	214
6	1:21.763	42.421		17.980		21.362	167	215	28	1:25.875	43.136		19.000		23.739	158	213
7	1:21.886	42.448		17.998		21.440	167	216	29	1:49.937	44.535		31.603		33.799	114	210
8	1:22.238	42.665		18.076		21.497	167	215	30	2:01.561	1:01.848		28.680		31.033	138	131
9	1:22.474	42.781		18.127		21.566	167	215	31	2:00.332	57.861		28.738		33.733	163	130
10	1:22.724	42.869		18.216		21.639	166	216	32	1:25.849	45.444		18.769		21.636	163	213
11	1:22.416	42.712		18.149		21.555	165	216	33	1:23.516	43.341		18.447		21.728	164	214
12	1:22.406	42.722		18.147		21.537	167	216	34	1:27.393	43.372		18.608		25.413		216
13	1:22.768	42.891		18.164		21.713	166	216	35	1:39.752	58.776		18.960		22.016	163	
14	1:22.853	43.046		18.309		21.498	166	216	36	1:23.332	43.051		18.510		21.771	164	213
15	1:23.345	43.098		18.256		21.991	164	216	37	1:23.116	43.075		18.477		21.564	166	214
16	1:23.653	43.550		18.388		21.715	165	212	38	1:23.137	43.174		18.320		21.643	163	214
17	1:23.772	43.338		18.383		22.051	165	216	39	1:23.859	43.265		18.959		21.635	164	214
18	1:22.282	42.661		18.109		21.512	166	213	40	1:22.736	43.040		18.160		21.536	166	215
19	1:22.108	42.630		18.072		21.406	166	214	41	1:22.648	42.959		18.224		21.465	165	215
20	1:22.041	42.518		18.052		21.471	167	215	42	1:23.289	43.003		18.431		21.855	165	215
21	1:22.200	42.696		17.988		21.516	166	215	43	1:23.132	43.177		18.286		21.669	165	213
22	1:22.251	42.768		17.944		21.539	166	215									

36 Dienst, DEU / Zanella, CHE									theoretical besttime: 1:22.408								
1	1:29.703	48.408		19.242		22.053	168	216	23	1:23.666	43.278		18.688		21.700	168	219
2	1:24.249	43.970		18.742		21.537	168	214	24	1:22.837	42.854		18.470		21.513	167	218
3	1:22.484	42.749		18.390		21.345	167	217	25	1:22.957	43.076		18.393		21.488	167	217
4	1:22.564	42.786		18.418		21.360	167	220	26	1:22.903	42.876		18.483		21.544	169	216
5	1:23.104	42.879		18.540		21.685	166	218	27	1:23.128	43.019		18.471		21.638	166	219
6	1:23.662	43.740		18.336		21.586	165	221	28	1:30.369	44.384		22.009		23.976	161	219
7	1:23.221	43.046		18.554		21.621	167	220	29	1:33.038	46.891		21.602		24.545	94	188
8	1:22.684	42.877		18.332		21.475	166	218	30	2:02.499	1:01.442		28.444		32.613	104	131
9	1:22.629	42.783		18.373		21.473	166	219	31	1:55.596	54.956		28.292		32.348	167	169
10	1:23.275	43.286		18.469		21.520	166	220	32	1:25.214	43.980		19.400		21.834	170	220
11	1:23.109	42.923		18.721		21.465	167	219	33	1:23.539	43.425		18.508		21.606	170	218
12	1:23.038	42.853		18.393		21.792	165	219	34	1:23.786	43.243		18.712		21.831	168	218
13	1:24.062	43.745		18.314		22.003	160	216	35	1:23.866	43.627		18.588		21.651	168	221



ADAC GT Masters

Sector List Race 2



Provisional

Sachsenring, Length: 3645m

Air temperature: 17.38°C

Track temperature: 19.41°C

Weather condition: Dry

DMSB Reg. Nr.: 117/16

Sunday, May 01, 2016 13:08:00

Lap	Time	SE1	SP1	SE2	SP2	SE3	SP3	TSP	Lap	Time	SE1	SP1	SE2	SP2	SE3	SP3	TSP
14	1:22.983	42.958		18.451		21.574	168	216	36	1:23.412	43.027		18.635		21.750	168	218
15	1:23.158	42.929		18.571		21.658	166	218	37	1:23.165	43.100		18.506		21.559	168	220
16	1:23.716	43.610		18.531		21.575	169	219	38	1:23.905	43.246		18.669		21.990	168	220
17	1:23.238	43.365		18.344		21.529	164	218	39	1:23.334	43.135		18.564		21.635	168	218
18	1:23.040	43.170		18.326		21.544	167	216	40	1:23.622	43.625		18.430		21.567	167	218
19	1:26.906	43.104		18.444		25.358		217	41	1:23.558	43.241		18.484		21.833	165	217
20	2:26.873	1:46.476		18.514		21.883	167		42	1:24.177	43.499		18.912		21.766	171	219
21	1:23.098	42.971		18.567		21.560	169	217	43	1:23.885	43.308		18.726		21.851	169	218
22	1:23.984	43.624		18.673		21.687	169	219									

44 Ahlin-Kottulinsky, SWE / Bonanomi, ITA

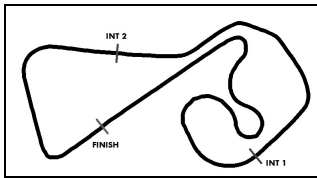
theoretical besttime: 1:22.276

1	1:29.695	48.008		19.076		22.611	160		23	1:22.991	42.806		18.449		21.736	165	214
2	1:23.827	43.575		18.753		21.499	165	216	24	1:26.632	42.938		18.383		25.311		215
3	1:22.511	42.653		18.307		21.551	164	215	25	2:30.417	1:47.943		19.227		23.247	166	
4	1:22.406	42.615		18.352		21.439	166	217	26	1:27.525	44.699		20.425		22.401	166	216
5	1:23.318	43.091		18.434		21.793	166	216	27	1:25.898	43.926		19.396		22.576	165	214
6	1:22.622	42.827		18.276		21.519	165	217	28	1:27.112	44.948		19.760		22.404	165	214
7	1:22.839	42.668		18.382		21.789	164	216	29	1:28.316	44.209		19.746		24.361	88	215
8	1:23.443	42.985		18.723		21.735	165	216	30	2:02.463	1:01.455		27.717		33.291	96	147
9	1:22.973	42.763		18.414		21.796	164	216	31	1:54.103	53.978		28.316		31.809	165	192
10	1:23.413	43.091		18.609		21.713	165	215	32	1:26.332	44.185					165	216
11	1:25.573	43.257		20.041		22.275	165	216	33	1:25.616	44.002		18.815		22.799	164	217
12	1:23.101	43.004		18.352		21.745	165	216	34	1:33.110	44.147		19.370		29.593		217
13	1:23.079	42.917		18.353		21.809	165	216	35	2:02.570	1:20.108		19.778		22.684	165	
14	1:22.817	42.808		18.351		21.658	165	216	36	1:25.413	44.039		19.321		22.053	166	215
15	1:22.948	42.754		18.386		21.808	164	216	37	1:24.387	43.438		19.019		21.930	165	214
16	1:25.054	44.160		18.773		22.121	163	216	38	1:25.407	43.602		19.601		22.204	164	215
17	1:24.079	43.522		18.876		21.681	165	216	39	1:24.688	43.874		18.986		21.828	166	213
18	1:22.635	42.721		18.222		21.692	165	215	40	1:24.884	43.679		19.159		22.046	165	214
19	1:23.700	43.067		18.576		22.057	163	216	41	1:25.075	43.551		19.572		21.952	166	214
20	1:23.275	42.994		18.634		21.647	165	214	42	1:25.651	43.743		19.340		22.568	130	215
21	1:22.577	42.716		18.260		21.601	166	215	43	1:30.250	47.829		19.848		22.573	166	170
22	1:22.719	42.633		18.356		21.730	165	216									

50 Geipel, DEU / Frey, CHE

theoretical besttime: 1:21.733

1	1:27.600	46.976		18.877		21.747	168	195	23	1:22.683	42.852		18.190		21.641	166	214
2	1:22.652	42.978		18.305		21.369	169	218	24	1:22.474	42.736		18.156		21.582	166	215
3	1:22.310	42.526		18.311		21.473	167	217	25	1:22.355	42.792		18.031		21.532	167	215
4	1:22.797	42.869		18.451		21.477	168	218	26	1:22.392	42.680		18.201		21.511	164	216
5	1:22.611	42.490		18.406		21.715	168	218	27	1:22.402	42.752		18.139		21.511	167	215
6	1:23.256	43.294		18.423		21.539	169	215	28	1:24.284	42.696		18.553		23.035	154	216
7	1:22.081	42.374		18.353		21.354	168	219	29	1:49.719	44.307		31.603		33.809	107	210
8	1:22.086	42.348		18.284		21.454	165	217	30	2:01.908	1:01.996		28.453		31.459	135	141
9	1:22.840	42.919		18.316		21.605	167	217	31	1:59.656	57.571		28.645		33.440	166	135
10	1:22.921	42.874		18.436		21.611	168	218	32	1:23.029	43.305		18.229		21.495	166	216
11	1:22.557	42.760		18.323		21.474	168	218	33	1:22.873	42.792		18.339		21.742	165	216
12	1:22.623	42.676		18.431		21.516	168	218	34	1:23.143	42.916		18.312		21.915	167	217
13	1:23.303	43.418		18.393		21.492	168	218	35	1:22.991	43.099		18.191		21.701	163	216
14	1:22.393	42.414		18.411		21.568	167	218	36	1:22.504	42.712		18.090		21.702	165	215
15	1:22.297	42.485		18.237		21.575	168	217	37	1:22.843	42.826		18.258		21.759	167	216
16	1:22.624	42.691		18.541		21.392	168	217	38	1:22.903	42.963		18.471		21.469	167	216
17	1:23.458	43.378		18.435		21.645	166	219	39	1:22.488	42.795		18.188		21.505	163	216
18	1:22.827	42.902		18.463		21.462	168	216	40	1:22.369	42.750		18.148		21.471	165	214
19	1:26.216	43.083		18.358		24.775		217	41	1:22.851	42.806		18.182		21.863	165	214
20	2:26.833	1:46.659		18.361		21.813	163		42	1:22.868	43.065		18.062		21.741	166	214
21	1:22.701	42.834		18.404		21.463	166	214	43	1:23.201	42.897		18.428		21.876	164	215
22	1:22.705	42.855		18.374		21.476	165	216									



ADAC GT Masters



Sector List Race 2

Provisional

DMSB Reg. Nr.: 117/16

Sachsenring, Length: 3645m

Air temperature: 17.38°C

Track temperature: 19.41°C

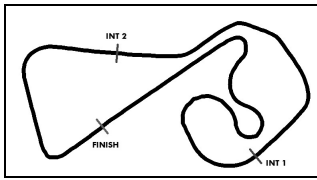
Weather condition: Dry

Sunday, May 01, 2016 13:08:00

Lap	Time	SE1	SP1	SE2	SP2	SE3	SP3	TSP	Lap	Time	SE1	SP1	SE2	SP2	SE3	SP3	TSP
55 Schreier, DEU / Maassen, NLD									theoretical besttime: 1:22.242								
1	1:28.725	47.728		19.131		21.866	164	190	23	1:26.671	43.304		18.599		24.768		215
2	1:23.282	43.267		18.343		21.672	163	216	24	2:27.890	1:47.158		18.455		22.277	165	
3	1:23.630	43.524		18.406		21.700	163	220	25	1:23.960	43.403		18.396		22.161	167	211
4	1:22.418	42.662		18.290		21.466	166	215	26	1:23.535	43.578		18.403		21.554	166	217
5	1:23.505	43.062		18.641		21.802	163	216	27	1:22.885	42.983		18.443		21.459	167	215
6	1:23.885	43.717		18.509		21.659	165	216	28	1:27.584	43.580		20.714		23.290	163	215
7	1:23.104	42.937		18.557		21.610	164	216	29	1:32.645	46.326		21.648		24.671	93	207
8	1:25.054	44.719		18.680		21.655	167	215	30	2:02.749	1:02.059		27.907		32.783	93	119
9	1:22.546	42.865		18.244		21.437	167	216	31	1:54.542	54.397		28.305		31.840	164	189
10	1:23.102	43.319		18.329		21.454	167	215	32	1:25.131	43.548		19.092		22.491	167	216
11	1:23.734	42.828		18.409		22.497	166	216	33	1:24.124	43.671		18.396		22.057	167	216
12	1:23.125	43.180		18.222		21.723	167	217	34	1:23.171	43.113		18.365		21.693	169	219
13	1:23.312	43.232		18.294		21.786	166	218	35	1:27.499	43.667		19.040		24.792		217
14	1:22.670	42.802		18.217		21.651	166	217	36	1:37.952	57.934		18.408		21.610	168	
15	1:23.124	42.991		18.351		21.782	166	216	37	1:22.845	42.980		18.279		21.586	168	216
16	1:24.776	43.788		18.651		22.337	164	216	38	1:24.540	43.451		19.413		21.676	167	216
17	1:24.222	43.385		18.947		21.890	166	216	39	1:23.238	43.215		18.251		21.772	168	215
18	1:23.043	43.094		18.277		21.672	167	216	40	1:22.610	42.868					167	215
19	1:23.207	42.962		18.399		21.846	164	216	41	1:22.745	42.939		18.257		21.549	168	215
20	1:23.886	43.351		18.861		21.674	167	215	42	1:22.944	43.147		18.225		21.572	168	216
21	1:22.535	42.744		18.143		21.648	166	215	43	1:23.116	43.092		18.274		21.750	168	216
22	1:23.443	43.297		18.443		21.703	166	216									

Lap	Time	SE1	SP1	SE2	SP2	SE3	SP3	TSP	Lap	Time	SE1	SP1	SE2	SP2	SE3	SP3	TSP
63 Ineichen, CHE / Engelhart, DEU									theoretical besttime: 1:21.614								
1	1:25.142	45.326		18.454		21.362	171	183	19	1:24.512	43.316		18.761		22.435	163	219
2	1:22.147	42.669		18.195		21.283	171	221	20	2:06.498	59.020		32.427		35.051		213
3	1:21.988	42.557		18.227		21.204	171	220	21	2:42.809	2:01.132		19.826		21.851	168	
4	1:22.205	42.893		18.074		21.238	170	220	22	1:23.050	43.089		18.564		21.397	170	218
5	1:22.031	42.477		18.182		21.372	168	220	23	1:22.235	42.460		18.296		21.479	168	219
6	1:21.983	42.735		18.054		21.194	169	218	24	1:22.351	42.667		18.337		21.347	169	218
7	1:22.114	42.596		18.132		21.386	168	221	25	1:22.265	42.759		18.118		21.388	170	219
8	1:21.914	42.578		18.027		21.309	170	221	26	1:22.305	42.632		18.262		21.411	168	219
9	1:22.153	42.562		18.170		21.421	168	221	27	1:21.885	42.393		18.175		21.317	169	219
10	1:22.513	42.742		18.298		21.473	169	221	28	1:26.627	43.705		19.974		22.948	165	219
11	1:22.528	42.636		18.212		21.680	170	221	29	1:28.462	45.751		19.981		22.730	169	203
12	1:22.396	42.759		18.224		21.413	170	220	30	1:45.631	45.591		25.306		34.734	77	201
13	1:22.697	42.962		18.186		21.549	169	222	31	1:49.938	52.567		28.386		28.985	170	186
14	1:23.916	43.061		18.459		22.396	168	221	32	1:24.208	43.110		19.037		22.061	170	219
15	1:22.761	42.971		18.403		21.387	168	219	33	1:24.611	44.082		18.689		21.840	170	220
16	1:23.285	43.157		18.400		21.728	170	219	34	1:25.804	43.894		18.926		22.984	167	219
17	1:23.688	43.557		18.364		21.767	169	220	35	1:32.495	43.687		20.361		28.447		218
18	1:24.246	44.215		18.483		21.548	168	219									

Lap	Time	SE1	SP1	SE2	SP2	SE3	SP3	TSP	Lap	Time	SE1	SP1	SE2	SP2	SE3	SP3	TSP
66 Lindholm, DEU / Gies, DEU									theoretical besttime: 1:22.829								
1	1:35.047	52.352		20.199		22.496	166	213	22	1:24.235	43.957		18.501		21.777	165	217
2	1:25.710	44.214		19.292		22.204	167	218	23	1:27.766	43.351		18.727		25.688		217
3	1:25.174	44.258		18.873		22.043	167	217	24	1:39.545	59.027		18.594		21.924	166	
4	1:24.713	43.961		18.841		21.911	166	217	25	1:23.492	43.522		18.386		21.584	168	217
5	1:24.882	43.574		19.476		21.832	168	216	26	1:26.209	43.581		20.814		21.814	168	219
6	1:23.835	43.417		18.514		21.904	168	219	27	1:24.468	43.539		18.654		22.275	164	218
7	1:24.025	43.712		18.517		21.796	167	218	28	1:55.455	48.268		32.902		34.285	121	215
8	1:23.652	43.277		18.666		21.709	168	216	29	2:01.849	1:01.810		28.829		31.210	140	130
9	1:24.196	43.581		18.779		21.836	165	217	30	2:00.803	57.681		28.624		34.498	166	154
10	1:23.652	43.313		18.429		21.910	167	216	31	1:37.223	48.674		24.868		23.681	165	217
11	1:23.712	43.313		18.561		21.838	167	217	32	1:25.083	44.268		18.853		21.962	168	216
12	1:23.814	43.209		18.632		21.973	165	217	33	1:24.796	43.749		18.542		22.505	160	219
13	1:23.640	43.198		18.683		21.759	167	216	34	1:25.253	43.641		18.593		23.019	166	215
14	1:24.718	43.674		18.666		22.378	167	217	35	1:23.618	43.296		18.311		22.011	167	218
15	1:23.533	43.236		18.587		21.710	167	218	36	1:23.680	43.235		18.438		22.007	166	217
16	1:23.816	43.369		18.576		21.871	168	217	37	1:23.350	43.237					166	218
17	1:24.195	43.556		18.589		22.050	165	218	38	1:23.038	43.005		18.294		21.739	168	218



ADAC GT Masters



Sector List Race 2

Provisional

Sachsenring, Length: 3645m

Air temperature: 17.38°C

Track temperature: 19.41°C

Weather condition: Dry

DMSB Reg. Nr.: 117/16

Sunday, May 01, 2016 13:08:00

Lap	Time	SE1	SP1	SE2	SP2	SE3	SP3	TSP	Lap	Time	SE1	SP1	SE2	SP2	SE3	SP3	TSP
18	1:29.060	43.938		18.925		26.197		216	39	1:23.421	43.252		18.240		21.929	165	219
19	2:35.572	1:52.021		19.670		23.881	165		40	1:23.354	43.186		18.319		21.849	164	217
20	1:24.035	43.407		18.727		21.901	167	217	41	1:27.308	43.185		21.000		23.123	167	217
21	1:23.734	43.205		18.886		21.643	165	218	42	1:23.896	43.460		18.431		22.005	166	217

67 Zampieri, CHE / Niederhauser, CHE

theoretical besttime: 1:22.263

1	1:32.270	49.594		20.192		22.484	163	216	23	1:27.744	43.221		18.486		26.037		217
2	1:23.929	43.120		18.561		22.248	168	214	24	2:49.092	2:07.446		19.220		22.426	161	
3	1:23.044	43.235		18.407		21.402	167	218	25	1:24.271	43.766		18.784		21.721	165	213
4	1:22.522	42.711		18.434		21.377	167	217	26	1:23.768	43.012		18.648		22.108	163	215
5	1:22.557	42.663		18.417		21.477	167	218	27	1:23.672	43.162		18.694		21.816	163	214
6	1:23.687	43.193		18.917		21.577	167	218	28	1:28.596	45.045		20.627		22.924	157	214
7	1:23.047	42.915		18.538		21.594	167	218	29	1:26.123	44.626		19.374		22.123	164	211
8	1:23.072	43.111		18.512		21.449	168	217	30	1:49.667	47.883		27.789		33.995	93	214
9	1:23.311	43.201		18.605		21.505	167	218	31	1:51.275	53.588		28.789		28.898	164	167
10	1:22.927	42.924		18.439		21.564	166	217	32	1:25.460	43.744		19.596		22.120	164	216
11	1:23.291	43.125		18.524		21.642	167	217	33	1:24.756	44.053		18.656		22.047	161	213
12	1:23.115	43.067		18.473		21.575	166	218	34	1:24.691	43.666		19.048		21.977	164	215
13	1:23.051	43.144		18.390		21.517	168	218	35	1:23.515	42.956		18.860		21.699	165	215
14	1:23.276	43.290		18.460		21.526	167	219	36	1:23.261	42.972		18.618		21.671	162	216
15	1:22.964	43.040		18.441		21.483	167	218	37	1:23.201	43.192		18.451		21.558	166	215
16	1:24.908	43.412		18.903		22.593	165	217	38	1:22.875	43.015		18.286		21.574	165	216
17	1:24.562	44.228		18.690		21.644	166	218	39	1:22.508	42.753		18.441		21.314	165	216
18	1:23.514	43.408		18.417		21.689	165	217	40	1:22.849	42.804		18.479		21.566	164	217
19	1:23.342	43.175		18.517		21.650	166	216	41	1:23.218	42.996		18.509		21.713	164	216
20	1:23.310	43.123		18.594		21.593	165	216	42	1:23.501	43.351		18.579		21.571	165	217
21	1:23.238	43.060		18.575		21.603	166	216	43	1:23.580	43.153		18.576		21.851	164	216
22	1:23.620	43.372		18.713		21.535	167	218									

69 Assenheimer, DEU / Schwager, DEU

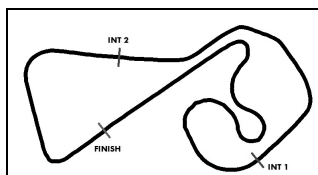
theoretical besttime: 1:21.885

1	1:29.880	48.591		19.276		22.013	170	203	23	1:26.532	43.004		18.598		24.930		221
2	1:24.565	43.960		18.663		21.942	169	222	24	2:26.813	1:46.262		18.669		21.882	170	
3	1:22.313	42.591		18.287		21.435	171	220	25	1:23.296	43.033		18.338		21.925	172	223
4	1:22.594	42.757		18.451		21.386	170	224	26	1:26.008	42.665		18.378		24.965		222
5	1:23.144	42.811		18.413		21.920	168	222	27	1:39.104	58.834		18.170		22.100	172	
6	1:23.512	43.588		18.331		21.593	172	225	28	1:25.484	43.643		19.043		22.798	169	220
7	1:23.321	43.177		18.370		21.774	169	224	29	1:28.552	43.942		20.243		24.367	89	219
8	1:22.741	43.209		18.176		21.356	169	224	30	2:02.947	1:01.988		27.868		33.091	93	140
9	1:22.463	42.842		18.227		21.394	170	223	31	1:54.091	54.102		28.507		31.482	170	201
10	1:23.392	43.414		18.456		21.522	171	225	32	1:24.335	43.354		18.978		22.003	172	223
11	1:23.339	43.073		18.711		21.555	171	225	33	1:24.293	44.342		18.340		21.611	168	225
12	1:22.567	42.611		18.282		21.674	168	224	34	1:22.940	42.839		18.439			172	224
13	1:22.914	43.113		18.242		21.559	172	222	35	1:25.089	43.571		19.753		21.765	168	225
14	1:22.767	42.878		18.309		21.580	172	223	36	1:22.240	42.463		18.089		21.688	171	222
15	1:22.437	42.631		18.286		21.520	169	223	37	1:23.330	43.553		18.066		21.711	172	224
16	1:22.683	42.581		18.519		21.583	171	220	38	1:23.483	42.810		18.564		22.109	172	222
17	1:22.590	42.627		18.426		21.537	171	223	39	1:23.329	43.107					172	225
18	1:22.453	42.716		18.308		21.429	170	221	40	1:23.533	43.529		18.504		21.500	170	224
19	1:22.542	42.717		18.321		21.504	171	222	41	1:23.587	43.392		18.348		21.847	170	223
20	1:22.857	43.210		18.278		21.369	170	221	42	1:24.358	43.390		18.933		22.035	169	224
21	1:22.617	42.749		18.313		21.555	170	222	43	1:24.396	43.334		18.575		22.487	172	222
22	1:22.760	42.843		18.347		21.570	170	223									

77 Gounon, FRA / Keilwitz, DEU

theoretical besttime: 1:21.153

1	1:22.640	43.101					174	190	23	1:22.174	42.519		18.032		21.623	172	224
2	1:21.240	42.031		17.879		21.330	174	222	24	1:23.050	42.544		18.748		21.758	172	221
3	1:21.436	42.121		18.036		21.279	172	221	25	1:25.436	42.534		18.016		24.886		221
4	1:21.484	42.174		17.843		21.467	172	221	26	2:26.720	1:46.949		18.144		21.627	172	
5	1:21.750	42.268		17.939		21.543	172	221	27	1:22.244	42.857		17.932		21.455	171	221
6	1:22.047	42.518		18.023		21.506	172	223	28	1:23.319	43.130		18.106		22.083	163	219
7	1:21.687	42.207		17.966		21.514	171	223	29	2:06.581	57.675		34.626		34.280	115	215
8	1:22.051	42.573		18.001		21.477	171	220	30	2:01.847	1:01.895		28.763		31.189	145	116



ADAC GT Masters

Sector List Race 2



Provisional

Sachsenring, Length: 3645m

Air temperature: 17.38°C

Track temperature: 19.41°C

Weather condition: Dry

DMSB Reg. Nr.: 117/16

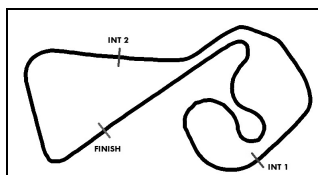
Sunday, May 01, 2016 13:08:00

Lap	Time	SE1	SP1	SE2	SP2	SE3	SP3	TSP	Lap	Time	SE1	SP1	SE2	SP2	SE3	SP3	TSP
9	1:21.955	42.461		17.993		21.501	172	220	31	2:01.186	57.595		29.260		34.331	169	179
10	1:22.145	42.487		18.076		21.582	171	221	32	1:21.856	42.631		17.900		21.325	171	217
11	1:21.994	42.392		17.971		21.631	172	220	33	1:22.364	42.600		18.041		21.723	172	220
12	1:22.009	42.318		17.944		21.747	171	221	34	1:22.847	42.846		18.326		21.675	172	220
13	1:22.135	42.457		18.081		21.597	173	222	35	1:22.544	42.724		18.234		21.586	171	222
14	1:22.013	42.412		17.948		21.653	173	221	36	1:22.791	42.921		18.291		21.579	169	221
15	1:22.129	42.406		18.004		21.719	171	224	37	1:22.915	42.840		18.360		21.715	172	222
16	1:22.141	42.508		17.947		21.686	172	221	38	1:22.643	42.819		18.213		21.611	173	221
17	1:22.332	42.559		18.011		21.762	172	222	39	1:22.949	42.954		18.295		21.700	171	222
18	1:22.333	42.533		17.978		21.822	171	222	40	1:22.781	42.833		18.240		21.708	171	220
19	1:21.879	42.387		17.891		21.601	172	221	41	1:22.637	42.818		18.227		21.592	172	220
20	1:22.451	42.582		18.124		21.745	167	221	42	1:22.864	42.885		18.066		21.913	171	222
21	1:22.326	42.564		18.022		21.740	172	219	43	1:23.274	42.907		18.570		21.797	169	220
22	1:21.930	42.432		17.927		21.571	171	222									

99 Renauer, DEU / Ragginger, AUT

theoretical besttime: 1:22.451

1	1:33.865	49.406		22.551		21.908	168	213	23	1:23.820	43.189		18.597		22.034	167	218
2	1:24.225	43.343		19.077		21.805	168	218	24	1:23.455	43.216		18.547		21.692	170	218
3	1:23.025	43.016		18.513		21.496	168	219	25	1:22.983	42.780		18.355		21.848	169	217
4	1:23.542	43.487		18.563		21.492	168	220	26	1:22.633	42.825		18.215		21.593	170	217
5	1:23.197	43.056		18.481		21.660	167	220	27	1:23.599	43.319		18.409		21.871	166	218
6	1:23.586	43.104		18.677		21.805	169	220	28	1:27.201	44.533		20.314		22.354	166	217
7	1:23.154	42.919		18.647		21.588	168	219	29	1:28.224	44.008		19.802		24.414	91	217
8	1:23.010	42.777		18.545		21.688	166	220	30	2:02.323	1:01.202		27.740		33.381	81	136
9	1:23.532	43.069		18.723		21.740	168	219	31	1:53.697	53.708		28.520		31.469	168	194
10	1:23.444	42.928		18.599		21.917	168	219	32	1:26.160	44.052		19.689		22.419	170	219
11	1:23.614	43.292		18.607		21.715	167	220	33	1:23.487	43.280		18.346		21.861	169	220
12	1:23.553	42.821		18.534		22.198	168	221	34	1:23.009	42.948		18.268		21.793	169	218
13	1:24.846	43.819		18.658		22.369	164	219	35	1:23.630	42.744		18.825		22.061	168	219
14	1:23.216	43.085		18.480		21.651	168	217	36	1:22.801	42.898		18.279		21.624	169	220
15	1:23.236	42.953		18.542		21.741	166	218	37	1:24.049	43.115		18.667		22.267	168	221
16	1:23.841	43.642		18.456		21.743	167	218	38	1:23.520	43.457		18.403		21.660	168	220
17	1:22.858	42.880		18.336		21.642	168	219	39	1:22.936	42.777		18.393		21.766	170	219
18	1:23.567	42.838		18.900		21.829	169	217	40	1:24.003	43.359		18.738		21.906	169	220
19	1:23.013	42.784		18.515		21.714	168	218	41	1:24.255	43.768		18.582		21.905	168	219
20	1:25.264	42.870		19.834		22.560	166	219	42	1:23.171	43.151		18.302		21.718	171	220
21	1:27.769	43.847		18.741		25.181		219	43	1:23.528	43.260		18.512		21.756	168	220
22	2:27.142	1:46.609		18.573		21.960	166										



ADAC GT Masters

Pit Stops Race 2



Provisional

DMSB Reg. Nr.: 117/16

Sachsenring, Length: 3645m

Air temperature: 17.38°C

Track temperature: 19.41°C

Weather condition: Dry

Sunday, May 01, 2016 13:08:00

Nr	Driver in	Day time in	Time in	Driver out	Day time out	Time out	Nett Time
13	Sven Barth	13:11:36.213	5:54.335	Sven Barth	13:13:30.313	7:48.435	1:54.100
6	Kelvin Snoeks	13:24:29.208	18:47.330				
20	Louis Deletraz	13:30:52.477	25:10.599	Louis Deletraz	13:31:59.957	26:18.079	1:07.480
66	Andre Gies	13:31:12.643	25:30.765	Andre Gies	13:32:23.451	26:41.573	1:10.808
7	Daniel Abt	13:31:58.475	26:16.597	Daniel Abt	13:33:04.740	27:22.862	1:06.265
29	Christopher Mies	13:31:59.046	26:17.168	Christopher Mies	13:33:06.912	27:25.034	1:07.866
50	Rahel Frey	13:32:00.723	26:18.845	Rahel Frey	13:33:06.351	27:24.473	1:05.628
16	Gerhard Tweraser	13:32:01.602	26:19.724	Gerhard Tweraser	13:33:08.152	27:26.274	1:06.550
36	Christopher Zanella	13:32:12.080	26:30.202	Christopher Zanella	13:33:17.273	27:35.395	1:05.193
8	Guy Smith	13:32:14.981	26:33.103	Guy Smith	13:34:52.953	29:11.075	2:37.972
1	Luca Ludwig	13:33:11.483	27:29.605	Luca Ludwig	13:34:17.395	28:35.517	1:05.912
33	Christopher Haase	13:33:22.770	27:40.892	Christopher Haase	13:34:38.700	28:56.822	1:15.930
3	Milos Pavlovic	13:33:49.170	28:07.292	Milos Pavlovic	13:35:00.859	29:18.981	1:11.689
63	Christian Engelhart	13:34:01.969	28:20.091	Rolf Ineichen	13:35:18.837	29:36.959	1:16.868
15	Markus Pommer	13:34:54.480	29:12.602	Markus Pommer	13:35:59.453	30:17.575	1:04.973
99	Martin Ragginger	13:35:10.614	29:28.736	Martin Ragginger	13:36:16.378	30:34.500	1:05.764
21	Nicolai Sylvest	13:36:01.372	30:19.494	Nikolaj Rogivue	13:37:07.501	31:25.623	1:06.129
5	Jaap van Lagen	13:36:12.196	30:30.318	Jaap van Lagen	13:37:18.638	31:36.760	1:06.442
34	Kelvin van der Linde	13:37:21.887	31:40.009	Kelvin van der Linde	13:38:28.955	32:47.077	1:07.068
69	Dominik Schwager	13:37:38.248	31:56.370	Dominik Schwager	13:38:42.786	33:00.908	1:04.538
55	Xavier Maassen	13:37:48.279	32:06.401	Xavier Maassen	13:38:54.039	33:12.161	1:05.760
67	Patric Niederhauser	13:37:51.349	32:09.471	Patric Niederhauser	13:39:14.755	33:32.877	1:23.406
13	Sven Barth	13:38:31.325	32:49.447	Remo Lips	13:39:37.523	33:55.645	1:06.198
15	Markus Winkelhock	13:38:48.351	33:06.473	Markus Winkelhock	13:39:06.108	33:24.230	17.757
17	Klaus Bachler	13:38:53.528	33:11.650	David Jahn	13:39:58.288	34:16.410	1:04.760
25	Edward Sandström	13:38:56.938	33:15.060	Edward Sandström	13:40:02.818	34:20.940	1:05.880
44	Marco Bonanomi	13:39:09.505	33:27.627	Marco Bonanomi	13:40:15.224	34:33.346	1:05.719
22	Bas Schothorst	13:39:22.312	33:40.434	Bas Schothorst	13:40:35.532	34:53.654	1:13.220
28	Marc Basseng	13:39:22.720	33:40.842	Marc Basseng	13:40:31.571	34:49.693	1:08.851
32	Emanuele Zonzini	13:39:24.907	33:43.029	Emanuele Zonzini	13:40:29.626	34:47.748	1:04.719
66	Andre Gies	13:39:27.985	33:46.107	Andre Gies	13:39:45.835	34:03.957	17.850
77	Daniel Keilwitz	13:39:56.036	34:14.158	Daniel Keilwitz	13:41:02.066	35:20.188	1:06.030
24	Laurens Vanthoor	13:39:59.872	34:17.994	Laurens Vanthoor	13:41:05.806	35:23.928	1:05.934
9	Jordan Lee Pepper	13:40:18.254	34:36.376	Andreas Weishaupt	13:41:23.465	35:41.587	1:05.211
17	David Jahn	13:42:45.509	37:03.631	David Jahn	13:43:03.565	37:21.687	18.056
69	Dominik Schwager	13:42:54.364	37:12.486	Dominik Schwager	13:43:12.442	37:30.564	18.078
32	Emanuele Zonzini	13:44:41.785	38:59.907	Emanuele Zonzini	13:44:59.662	39:17.784	17.877
9	Andreas Weishaupt	13:50:08.191	44:26.313				
20	Jesse Krohn	13:53:08.965	47:27.087				
28	Peter Hovenaars	13:54:20.666	48:38.788	Peter Hovenaars	13:54:38.890	48:57.012	18.224
13	Sven Barth	13:54:27.167	48:45.289	Sven Barth	13:54:45.117	49:03.239	17.950
34	Isaac Tutumlu Lopez	13:55:37.339	49:55.461	Isaac Tutumlu Lopez	13:55:55.112	50:13.234	17.773
44	Marco Bonanomi	13:55:50.387	50:08.509	Marco Bonanomi	13:56:26.914	50:45.036	36.527
55	Lukas Schreier	13:57:03.987	51:22.109	Lukas Schreier	13:57:21.658	51:39.780	17.671



ADAC GT Masters

Pit Stops Race 2

Provisional



Sachsenring, Length: 3645m

Air temperature: 17.38°C

Track temperature: 19.41°C

Weather condition: Dry

DMSB Reg. Nr.: 117/16

Sunday, May 01, 2016 13:08:00

Nr	Driver in	Day time in	Time in	Driver out	Day time out	Time out	Nett Time
63	Rolf Ineichen	13:57:16.656	51:34.778				