

ADAC Formel 4

Result List Race 2

Provisional



Sachsenring, Length: 3645m

Air temperature: 14.74°C

Track temperature: 17.64°C

Weather condition: Dry

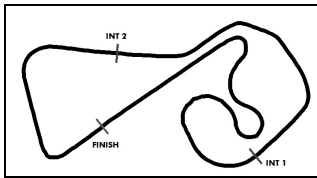
DMSB Reg. Nr.: 116/16

Amended
1.5.2016 - 12:56

Sunday, May 01, 2016 11:20:00

started : 35 classified : 29 not classified : 6

Nr.	Drivers	Sponsor	Laps	Total Time	Gap	Kph	Lap	Time	Kph
Cl.	Car	Competitor							
1	6 M.Ortmann(DEU) ADAC Formel 4 powered by Abarth	ADAC Berlin-Brandenburg e.V.	19	30:46.616		134.0	18	1:19.812	164.4
2	29 M.Schumacher(DEU) ADAC Formel 4 powered by Abarth	Prema Powerteam	19	30:47.015	0.399	133.9	9	1:20.069	163.8
3	96 J.Mawson(DEU) ADAC Formel 4 powered by Abarth	Van Amersfoort Racing	19	30:47.336	0.720	133.9	19	1:20.086	163.8
4	2 J.Fittje(DEU) ADAC Formel 4 powered by Abarth	US Racing	19	30:48.301	1.685	133.9	12	1:19.985	164.0
5	81 N.Nielsen(DNK) R ADAC Formel 4 powered by Abarth	Neuhauser Racing	19	30:48.555	1.939	133.9	19	1:20.184	163.6
6	35 K.Laliberte(FRA) ADAC Formel 4 powered by Abarth	Van Amersfoort Racing	19	30:50.800	4.184	133.7	7	1:21.125	161.7
7	99 S.Flörsch(DEU) ADAC Formel 4 powered by Abarth	Motopark	19	30:51.149	4.533	133.9	8	1:20.610	162.7
8	44 J.Vips(ITA) R ADAC Formel 4 powered by Abarth	Prema Powerteam	19	30:51.322	4.706	133.7	19	1:20.984	162.0
9	68 J.Correa(ITA) R ADAC Formel 4 powered by Abarth	Prema Powerteam	19	30:51.840	5.224	133.8	11	1:20.936	162.1
10	80 F.Drugovich(AUT) R ADAC Formel 4 powered by Abarth	Neuhauser Racing	19	30:52.590	5.974	133.8	11	1:20.856	162.2
11	5 L.Zendeli(DEU) R ADAC Formel 4 powered by Abarth	ADAC Berlin-Brandenburg e.V.	19	30:52.810	6.194	134.2	10	1:20.328	163.3
12	66 S.Laaksonen(FIN) ADAC Formel 4 powered by Abarth	Motopark	19	30:53.202	6.586	133.6	11	1:20.877	162.2
13	20 K.Kratz(DEU) ADAC Formel 4 powered by Abarth	Jenzer Motorsport	19	30:53.851	7.235	133.8	11	1:20.969	162.0
14	45 T.Wolf(DEU) ADAC Formel 4 powered by Abarth	KUG-Motorsport	19	30:54.265	7.649	133.8	9	1:21.022	161.9
15	19 F.Scherer(CHE) R ADAC Formel 4 powered by Abarth	Jenzer Motorsport	19	30:55.065	8.449	133.8	9	1:20.922	162.1
16	27 L.Gachot(GBR) ADAC Formel 4 powered by Abarth	US Racing	19	30:55.193	8.577	133.8	11	1:21.279	161.4
17	18 J.Meikup(EST) ADAC Formel 4 powered by Abarth	Jenzer Motorsport	19	30:55.400	8.784	133.9	10	1:21.530	160.9
18	14 T.Preining(AUT) ADAC Formel 4 powered by Abarth	Lechner Racing	19	30:55.523	8.907	133.6	12	1:21.481	161.0
19	23 J.Hanses(DEU) R ADAC Formel 4 powered by Abarth	Team Timo Scheider GmbH	19	30:57.593	10.977	133.7	10	1:21.554	160.8
20	46 M.Auricchio(DEU) ADAC Formel 4 powered by Abarth	Team Timo Scheider GmbH	19	30:57.602	10.986	133.8	12	1:21.305	161.3
21	40 L.Hoogenboom(NLD) R ADAC Formel 4 powered by Abarth	Van Amersfoort Racing	19	30:57.668	11.052	133.9	12	1:21.183	161.6
22	30 K.Gulbrandsen(NOR) R ADAC Formel 4 powered by Abarth	Team Timo Scheider GmbH	19	30:58.598	11.982	133.5	9	1:21.331	161.3
23	9 R.Feller(CHE) R ADAC Formel 4 powered by Abarth	ADAC Berlin-Brandenburg e.V.	19	30:58.785	12.169	133.6	12	1:21.727	160.5
24	13 Y.Brandt(DEU) R ADAC Formel 4 powered by Abarth	Lechner Racing	19	30:59.178	12.562	133.8	12	1:22.104	159.8
25	3 C.Schreiner(DEU) ADAC Formel 4 powered by Abarth	US Racing	19	30:59.908	13.292	133.6	11	1:21.568	160.8
26	10 A.Estner(DEU) R ADAC Formel 4 powered by Abarth	RS Competition	19	31:00.076	13.460	133.6	10	1:22.121	159.7



ADAC Formel 4

Result List Race 2

Provisional



Sachsenring, Length: 3645m
Air temperature: 14.74°C
Track temperature: 17.64°C
Weather condition: Dry

DMSB Reg. Nr.: 116/16

Amended
1.5.2016 - 12:56

Sunday, May 01, 2016 11:20:00

started : 35 classified : 29 not classified : 6

Nr.	Drivers	Sponsor	Laps	Total Time	Gap	Kph	Lap	Time	Kph
Cl.	Car	Competitor							
27	55 M.Niederhauser(CHE) ADAC Formel 4 powered by Abarth	Rennsport Rössler	19	31:02.111	15.495	133.5	12	1:22.516	159.0
28	15 M.Waldherr(DEU) ADAC Formel 4 powered by Abarth	Lechner Racing	19	31:03.084	16.468	133.2	10	1:20.759	162.4
29	71 P.Hamprecht(DEU) ADAC Formel 4 powered by Abarth	RS Competition	19	31:30.887	44.271	133.1	11	1:19.969	164.0
Not classified									
8	L.Engstler(DEU) ADAC Formel 4 powered by Abarth	Liqui Moly Team Engstler	15	24:22.198	4 LAP	133.8	12	1:21.147	161.7
25	M.Müller-Crepon(CHE) ADAC Formel 4 powered by Abarth	Van Amersfoort Racing	15	24:24.683	4 LAP	133.4	11	1:20.648	162.7
28	K.Schramm(DEU) ADAC Formel 4 powered by Abarth	US Racing	12	18:49.989	7 LAP	138.0	12	1:19.963	164.1
33	J.Aberdein(ZAF) ADAC Formel 4 powered by Abarth	Motopark	11	18:02.619	8 LAP	131.7	8	1:20.886	162.2
77	J.van Uitert(NLD) ADAC Formel 4 powered by Abarth	Jenzer Motorsport	4	7:04.933	15 LAP	117.1	4	2:12.590	98.9
7	O.Söderström(SWE) ADAC Formel 4 powered by Abarth	ADAC Berlin-Brandenburg e.V.	1	1:27.992	18 LAP		0		

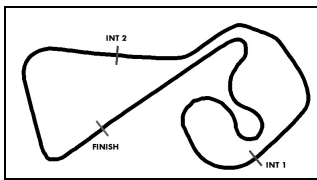
Following stewards decision no. 68 drive trough penalty in exchange a time penalty of 30 seconds for car no. 71

Subject to final scrutineering!

Publications Time:

Clerk of the course:

Time Keeping:



ADAC Formel 4

Sector List Race 2

Provisional



Sachsenring, Length: 3645m
 Air temperature: 14.74°C
 Track temperature: 17.64°C
 Weather condition: Dry

DMSB Reg. Nr.: 116/16

Sunday, May 01, 2016 11:20:00

Lap	Time	SE1	SP1	SE2	SP2	SE3	SP3	TSP	Lap	Time	SE1	SP1	SE2	SP2	SE3	SP3	TSP
2	Fittje, DEU								theoretical besttime: 1:19.839								
1	1:25.475	44.137		18.719		22.619	156	112	11	1:20.055	41.053		17.770		21.232	160	200
2	1:22.308	42.091		18.013		22.204	148	196	12	1:19.985	41.199		17.741		21.045	162	201
3	1:58.903	56.810		28.294		33.799	102	147	13	1:21.144	41.319					156	202
4	2:15.502	1:06.307		31.576		37.619	160	112	14	2:02.495	54.889		36.061		31.545	119	162
5	1:26.870	42.277		18.089		26.504	122		15	2:03.267	56.998		30.232		36.037	160	160
6	2:20.156	1:01.421		40.605		38.130	157	126	16	1:22.839	41.790					116	200
7	1:20.958	41.730					163	200	17	2:24.422	1:07.933		38.033		38.456	160	107
8	1:21.445	41.900		18.295		21.250	160	196	18	1:20.947	42.058					160	201
9	1:20.929	41.825		17.858		21.246	160	199	19	1:20.391	41.282					159	200
10	1:20.210	41.204		17.798		21.208	160	199									

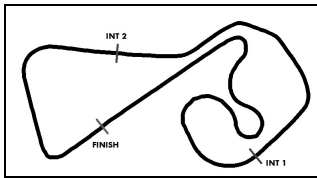
3	Schreiner, DEU								theoretical besttime: 1:21.519								
1	1:32.145	50.740		18.977		22.428	160	148	11	1:21.568	41.742		18.278		21.548	161	201
2	1:26.468	43.205		18.549		24.714	112	204	12	1:22.826	41.822		18.229		22.775	157	202
3	2:02.060	1:01.071		25.337		35.652	113	101	13	1:27.844	41.918		20.662		25.264	158	200
4	2:07.292	1:05.744		31.877		29.671	161	127	14	1:50.029	43.597		35.518		30.914	125	179
5	1:34.604	43.705		21.784		29.115	105	205	15	1:56.293	56.947		29.357		29.989	161	87
6	2:11.428	59.889		39.474		32.065	160	121	16	1:28.805	42.928					87	
7	1:24.353	43.112		18.838		22.403	157	203	17	2:17.759	1:09.217		35.714		32.828	160	128
8	1:23.564	42.682		18.708		22.174	158	201	18	1:23.578	43.355		18.478		21.745	160	202
9	1:23.599	42.940		18.598		22.061	159	190	19	1:23.336	42.455					160	201
10	1:22.357	42.059		18.432		21.866	159	201									

5	Zendeli, DEU								theoretical besttime: 1:20.174								
1	1:33.324	51.732		19.218		22.374	159	168	11	1:20.963	41.569		18.114		21.280	163	204
2	1:27.152	43.405		18.197		25.550	106	200	12	1:22.873	41.869		18.902		22.102	158	205
3	2:02.188	1:01.588		25.394		35.206	109	121	13	1:23.530	41.533					149	201
4	2:06.294	1:05.862		31.762		28.670	161	133	14	1:55.233	47.651		36.441		31.141	115	163
5	1:32.332	42.097		20.572		29.663	97	204	15	1:59.876	57.428					163	118
6	2:12.486	1:00.122		39.806		32.558	160	125	16	1:23.935	41.568					109	205
7	1:23.704	43.160					157	206	17	2:22.302	1:09.358					161	118
8	1:22.330	42.449		18.486		21.395	163	201	18	1:22.242	42.565					158	204
9	1:20.354	41.237		17.712		21.405	162	202	19	1:21.364	41.764					160	199
10	1:20.328	41.391		17.701		21.236	163	203									

6	Ortmann, DEU								theoretical besttime: 1:19.793								
1	1:24.191	43.823		18.668		21.700	162	107	11	1:19.964	41.246		17.652		21.066	163	202
2	1:22.540	41.683		18.174		22.683	157	200	12	1:20.127	41.483		17.656		20.988	163	201
3	1:59.052	56.707		28.659		33.686	103	179	13	1:21.351	41.384					156	201
4	2:15.855	1:06.320					160	112	14	2:03.170	55.964		35.601		31.605	113	175
5	1:26.101	41.782		17.883		26.436	116	197	15	2:03.722	57.318		30.297		36.107	160	174
6	2:20.685	1:02.005		40.484		38.196	160	127	16	1:22.766	41.657					111	200
7	1:20.953	41.821					162	201	17	2:24.624	1:07.628					162	122
8	1:20.610	41.594		17.892		21.124	163	200	18	1:19.812	41.153					163	201
9	1:20.227	41.254		17.804		21.169	162	201	19	1:20.344	41.376					160	199
10	1:20.522	41.327		17.837		21.358	164	200									

7	Söderström, SWE								theoretical besttime:								
1	1:27.992	47.516		18.519		21.957	161	137	2								203

8	Engstler, DEU								theoretical besttime: 1:21.104								
1	1:30.140	49.710		18.572		21.858	167	160	9	1:21.256	41.927		17.916		21.413	163	202
2	1:23.742	42.610		18.259		22.873	138	204	10	1:21.781	42.154		17.998		21.629	161	204
3	2:01.333	58.790		27.168		35.375	94	117	11	1:21.578	42.012		17.927		21.639	160	205
4	2:10.462	1:05.558		32.062		32.842	160	136	12	1:21.147	41.861		17.913		21.373	162	201
5	1:29.550	42.597		18.660		28.293	95	203	13	1:24.140	41.818					122	201
6	2:16.202	1:00.891		40.487		34.824	161	153	14	1:56.268	48.709		36.555		31.004	106	168
7	1:22.066	42.485		18.136		21.445	163	204	15	2:00.730	57.302		30.331		33.097	160	130



ADAC Formel 4

Sector List Race 2

Provisional



Sachsenring, Length: 3645m
 Air temperature: 14.74°C
 Track temperature: 17.64°C
 Weather condition: Dry

DMSB Reg. Nr.: 116/16

Sunday, May 01, 2016 11:20:00

Lap	Time	SE1	SP1	SE2	SP2	SE3	SP3	TSP	Lap	Time	SE1	SP1	SE2	SP2	SE3	SP3	TSP
8	1:21.803	42.150		18.130		21.523	161	204	16								203

9 Feller, CHE

theoretical besttime: 1:21.696

1	1:31.856	50.439		19.081		22.336	158	156	11	1:21.884	41.868		18.290		21.726	160	201
2	1:26.054	43.175		18.646		24.233	119	199	12	1:21.727	41.752				163	201	
3	2:01.719	1:00.051		25.897		35.771	119	113	13	1:25.206	41.924		19.953		23.329	146	200
4	2:08.130	1:05.461		32.043		30.626	160	125	14	1:51.952	44.582		36.187		31.183	143	191
5	1:32.177	42.922		19.975		29.280	92	202	15	1:57.872	57.062		29.793		31.017	161	97
6	2:13.404	1:00.039		40.239		33.126	159	118	16	1:27.801	43.084					88	200
7	1:24.327	43.118					160	198	17	2:19.051	1:09.590					158	133
8	1:23.929	42.838		18.594		22.497	155	203	18	1:22.535	42.825					163	198
9	1:23.278	42.431		18.346		22.501	161	197	19	1:23.720	43.445					162	204
10	1:22.163	42.219		18.261		21.683	161	194									

10 Estner, DEU

theoretical besttime: 1:21.960

1	1:33.192	51.261		19.142		22.789	160	161	11	1:24.346	44.497		18.150		21.699	163	200
2	1:27.990	43.311		18.235		26.444	100	197	12	1:22.250	42.187					166	200
3	2:02.465	1:01.737		25.537		35.191	112	121	13	1:25.602	42.256		18.906		24.440	155	200
4	2:05.564	1:05.689		31.745		28.130	168	144	14	1:50.731	43.454		35.870		31.407	116	178
5	1:35.291	42.905					92	200	15	1:55.279	56.522		29.291		29.466	167	81
6	2:10.066	59.812					163	153	16	1:29.522	42.653					88	200
7	1:24.337	43.078					164	201	17	2:16.950	1:09.486					163	147
8	1:24.178	42.907		18.964		22.307	164	197	18	1:23.617	43.039					164	199
9	1:23.766	42.804		18.342		22.620	166	198	19	1:22.809	42.211					165	198
10	1:22.121	42.132		18.129		21.860	167	200									

13 Brandt, DEU

theoretical besttime: 1:21.764

1	1:33.887	51.921		19.338		22.628	160	164	11	1:22.506	42.688		18.368		21.450	162	198
2	1:28.640	44.063		18.947		25.630	88	198	12	1:22.104	42.111					160	201
3	2:02.383	1:01.405		26.123		34.855	109	129	13	1:27.127	41.861		20.270		24.996	158	201
4	2:05.347	1:05.543		32.062		27.742	162	145	14	1:50.164	43.601		35.621		30.942	130	174
5	1:34.897	42.281		22.772		29.844	92	200	15	1:56.258	56.899		29.455		29.904	159	85
6	2:09.726	59.871		38.885		30.970	160	155	16	1:28.981	42.669					82	201
7	1:24.266	43.394		18.705		22.167	160	203	17	2:17.389	1:09.290		35.500		32.599	161	125
8	1:23.240	42.452		18.927		21.861	159	204	18	1:22.626	42.860					162	203
9	1:23.375	42.989		18.279		22.107	159	202	19	1:23.312	42.815					161	199
10	1:22.950	42.035		18.432		22.483	154	203									

14 Preining, AUT

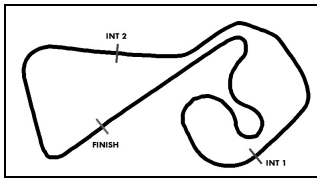
theoretical besttime: 1:21.214

1	1:27.794	47.326		18.413		22.055	159	139	11	1:21.578	41.953		17.938		21.687	159	200
2	1:50.128	53.553		24.433		32.142		197	12	1:21.481	41.684		17.843		21.954	157	201
3	2:32.086	1:51.620		18.572		21.894	157		13	1:24.984	41.807		19.694		23.483	154	199
4	1:22.502	42.289		18.455		21.758	160	193	14	1:52.482	44.520		36.258		31.704	127	176
5	1:34.719	42.250		22.954		29.515	88	197	15	1:56.678	56.608		29.764		30.306	161	86
6	2:08.803	1:00.113					158	137	16	1:26.238	42.314					89	203
7	1:23.665	42.707		18.642		22.316	158	201	17	2:19.376	1:09.682		36.041		33.653	161	130
8	1:23.224	42.976		18.327		21.921	157	200	18	1:21.883	42.308					159	203
9	1:23.658	42.613		18.590		22.455	159	198	19	1:22.002	42.416					158	202
10	1:22.242	42.035		18.075		22.132	156	200									

15 Waldherr, DEU

theoretical besttime: 1:20.743

1	1:30.915	49.991		18.511		22.413	155	153	11	1:21.031	41.816		17.766		21.449	160	200
2	1:25.093	42.987		18.452		23.654	123	196	12	1:21.071	41.938		17.701		21.432	160	200
3	2:01.771	59.575		26.396		35.800	107	113	13	1:24.676	41.768		17.953		24.955	140	201
4	2:08.865	1:05.218		32.004		31.643	157	125	14	1:55.938	48.262		36.494		31.182	110	159
5	1:31.154	42.813		18.969		29.372	99	198	15	2:00.596	57.288		29.994		33.314	153	123
6	2:14.583	1:00.319		40.079		34.185	160	137	16	1:24.831	42.504					110	197
7	1:23.595	42.847		18.979		21.769	160	203	17	2:22.026	1:09.353					159	131
8	1:21.224	41.973		17.754		21.497	161	200	18	1:22.614	42.638					155	201
9	1:21.391	41.955		17.714		21.722	159	202	19	1:30.951	51.456					159	200



ADAC Formel 4

Sector List Race 2

Provisional



Sachsenring, Length: 3645m
 Air temperature: 14.74°C
 Track temperature: 17.64°C
 Weather condition: Dry

DMSB Reg. Nr.: 116/16

Sunday, May 01, 2016 11:20:00

Lap	Time	SE1	SP1	SE2	SP2	SE3	SP3	TSP	Lap	Time	SE1	SP1	SE2	SP2	SE3	SP3	TSP
10	1:20.759	41.624		17.687		21.448	161	202									

18 Meikup, EST

theoretical besttime: 1:20.991

1	1:32.537	50.899		19.105		22.533	158	162	11	1:21.565	41.879		18.158		21.528	160	202
2	1:26.736	43.244		18.513		24.979	119	202	12	1:21.537	41.856		18.280		21.401	162	201
3	2:01.974	1:01.257		25.437		35.280	115	105	13	1:24.238	41.678		18.351		24.209	144	201
4	2:07.013	1:06.089		31.490		29.434	160	125	14	1:54.897	47.236		36.227		31.434	128	160
5	1:32.281	42.587		20.321		29.373	94	203	15	1:59.181	57.323		29.446		32.412	160	123
6	2:13.032	1:00.242		39.847		32.943	158	112	16	1:26.277	42.350					104	204
7	1:23.826	43.147					158	203	17	2:20.352	1:09.686		36.180		34.486	160	133
8	1:22.120	42.170		18.546		21.404	160	197	18	1:22.644	42.688					155	204
9	1:21.678	42.365		17.999		21.314	161	201	19	1:21.982	42.195					157	202
10	1:21.530	41.706		18.285		21.539	162	199									

19 Scherer, CHE

theoretical besttime: 1:20.785

1	1:31.032	49.546		18.593		22.893	157	154	11	1:21.789	41.810		18.583		21.396	157	201
2	1:25.461	43.197		18.287		23.977	121	197	12	1:22.922	41.824		18.877		22.221	157	200
3	2:01.855	59.684		26.224		35.947	109	112	13	1:24.282	41.840		18.007		24.435	153	201
4	2:08.402	1:05.319		32.000		31.083	157	135	14	1:55.090	47.547		36.349		31.194	127	170
5	1:31.600	43.051		19.147		29.402	104	200	15	1:59.666	57.680		29.400		32.586	161	125
6	2:14.261	1:00.359		40.101		33.801	159	123	16	1:25.959	42.487					102	201
7	1:23.774	42.810		18.938		22.026	160	201	17	2:20.702	1:09.577					159	143
8	1:21.532	41.986		18.162		21.384	159	200	18	1:22.101	42.418					160	200
9	1:20.922	41.580		17.821		21.521	160	198	19	1:22.433	42.141					158	201
10	1:21.282	41.751		17.880		21.651	160	201									

20 Kratz, DEU

theoretical besttime: 1:20.724

1	1:29.003	48.435		18.396		22.172	154	147	11	1:20.969	41.769		17.890		21.310	160	199
2	1:23.813	42.872		18.169		22.772	144	197	12	1:21.041	41.529		18.061		21.451	159	200
3	2:00.529	58.665		27.380		34.484	92	129	13	1:24.428	42.062		18.165		24.201	133	201
4	2:11.802	1:06.425		31.015		34.362	160	129	14	1:56.215	48.692		36.521		31.002	104	163
5	1:28.771	42.449		18.429		27.893	114	201	15	2:01.106	57.401		30.259		33.446	160	148
6	2:17.025	1:00.843		40.334		35.848	160	158	16	1:26.127	43.607					115	201
7	1:22.239	42.737		18.005		21.497	160	201	17	2:21.750	1:09.201		36.593		35.956	159	142
8	1:21.573	42.326		17.942		21.305	161	201	18	1:22.404	42.751					153	200
9	1:21.302	41.917		17.951		21.434	161	202	19	1:21.676	42.205					160	197
10	1:22.078	42.418		17.950		21.710	158	201									

23 Hanses, DEU

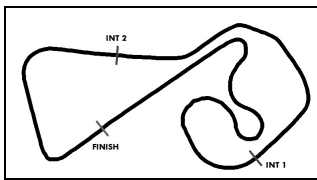
theoretical besttime: 1:21.504

1	1:31.345	50.242		18.884		22.219	158	153	11	1:21.700	41.956		17.976		21.768	158	197
2	1:25.932	43.282		18.235		24.415	114	199	12	1:21.959	42.170		18.011		21.778	157	195
3	2:01.672	59.615		26.205		35.852	118	112	13	1:25.313	43.398		19.353		22.562	155	196
4	2:08.283	1:05.484		31.759		31.040	157	121	14	1:53.503	45.881		35.885		31.737	137	164
5	1:31.695	43.069		19.362		29.264	97	198	15	1:58.301	57.089		29.616		31.596	158	97
6	2:14.292	1:00.375					157	132	16	1:27.213	42.737					86	
7	1:23.863	42.583					159	196	17	2:19.729	1:09.752					157	137
8	1:24.390	42.360		19.523		22.507	154	196	18	1:22.383	42.608					158	196
9	1:21.676	42.093		17.973		21.610	158	196	19	1:22.790	42.892					157	200
10	1:21.554	41.950		17.944		21.660	158	196									

25 Müller-Crepon, CHE

theoretical besttime: 1:20.581

1	1:28.524	47.756		18.568		22.200	157	142	9	1:22.534	42.214		18.331		21.989	158	203
2	1:23.846	42.655		18.318		22.873	142	200	10	1:21.424	42.031		18.039		21.354	161	198
3	2:01.520	58.222		27.478		35.820		134	11	1:20.648	41.423		17.804		21.421	160	200
4	2:16.887	1:24.243		25.499		27.145	161		12	1:21.768	41.926		18.159		21.683	156	200
5	1:35.385	42.917		22.724		29.744	89	203	13	1:22.754	41.972		18.538		22.244	139	198
6	2:09.352	59.974		38.765		30.613	160	152	14	1:54.698	46.673		36.331		31.694	122	173
7	1:23.082	42.489		18.772		21.821	158	199	15	1:58.657	57.113		29.421		32.123	161	101
8	1:23.604	42.566		18.976		22.062	159	203	16								201



ADAC Formel 4

Sector List Race 2

Provisional



Sachsenring, Length: 3645m
 Air temperature: 14.74°C
 Track temperature: 17.64°C
 Weather condition: Dry

DMSB Reg. Nr.: 116/16

Sunday, May 01, 2016 11:20:00

Lap	Time	SE1	SP1	SE2	SP2	SE3	SP3	TSP	Lap	Time	SE1	SP1	SE2	SP2	SE3	SP3	TSP
27	Gachot, GBR								theoretical besttime: 1:21.027								
1	1:29.955	49.270		18.604		22.081	160	151	11	1:21.279	41.602		18.092		21.585	162	202
2	1:24.903	43.699		18.501		22.703	134	202	12	1:23.423	41.741		19.525		22.157	160	202
3	2:01.874	59.023		27.091		35.760	94	122	13	1:24.197	41.733		18.145		24.319	153	203
4	2:09.853	1:05.246		32.235		32.372	152	126	14	1:55.010	47.412		36.334		31.264	121	167
5	1:30.132	42.335		18.678		29.119	103	199	15	1:59.819	57.709		29.317		32.793	161	126
6	2:15.489	1:00.774		40.223		34.492	159	140	16	1:25.766	42.552		18.094		25.120	106	203
7	1:23.327	42.660		19.092		21.575	161	202	17	2:20.944	1:09.222		36.674		35.048	160	133
8	1:21.371	41.707		18.137		21.527	162	200	18	1:22.989	42.901		18.171		21.917	159	203
9	1:21.294	41.702		18.036		21.556	162	200	19	1:21.905	41.952					159	200
10	1:21.663	41.464		18.036		22.163	161	200									

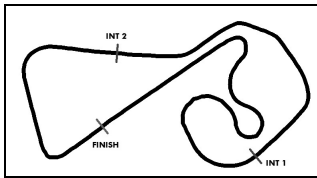
28	Schramm, DEU								theoretical besttime: 1:19.835								
1	1:24.633	44.289		18.753		21.591	160	117	8	1:20.416	41.435		17.701		21.280	161	203
2	1:21.273	41.539		17.949		21.785	158	200	9	1:20.395	41.214		17.798		21.383	160	202
3	1:59.041	56.778		28.784		33.479	107	165	10	1:20.662	41.129		17.719		21.814	161	201
4	2:15.972	1:05.859		31.784		38.329	159	113	11	1:20.076	41.317		17.686		21.073	161	199
5	1:26.418	41.433		17.971		27.014	115	200	12	1:19.963	41.237		17.706		21.020	161	200
6	2:20.649	1:01.735		40.512		38.402	160	133	13		41.188						200
7	1:20.491	41.664		17.717		21.110	163	201									

29	Schumacher, DEU								theoretical besttime: 1:19.848								
1	1:23.151	43.121		18.541		21.489	160	103	11	1:20.209	41.423		17.645		21.141	161	199
2	1:22.251	41.754		18.645		21.852	155	196	12	1:20.287	41.378		17.816		21.093	162	200
3	1:58.519	56.477		28.736		33.306	110	178	13	1:21.078	41.457		17.623		21.998	141	198
4	2:16.208	1:06.122					158	114	14	2:04.983	57.910		35.295		31.778	122	162
5	1:26.186	41.722		17.880		26.584	117	197	15	2:03.974	57.453		30.426		36.095	159	185
6	2:21.050	1:01.960		40.506		38.584	161	138	16	1:22.668	41.624					110	197
7	1:20.394	41.468					163	197	17	2:24.869	1:07.495		38.451		38.923	159	128
8	1:20.141	41.189		17.814		21.138	160	198	18	1:20.487	41.921					160	197
9	1:20.069	41.257		17.690		21.122	162	199	19	1:20.363	41.387					157	200
10	1:20.128	41.379		17.713		21.036	163	198									

30	Gulbrandsen, NOR								theoretical besttime: 1:21.190								
1	1:29.564	48.867		18.636		22.061	162	151	11	1:21.426	41.915		18.101		21.410	161	199
2	1:23.527	42.756		18.334		22.437	148	201	12	1:21.856	42.156		18.152		21.548	158	200
3	2:01.071	59.041		27.104		34.926	98	126	13	1:25.292	42.796		18.695		23.801	145	198
4	2:11.226	1:06.070		31.400		33.756	160	147	14	1:54.477	46.695		36.311		31.471	125	166
5	1:29.068	42.748		18.371		27.949	113	202	15	1:59.099	57.226		29.528		32.345	158	110
6	2:16.776	1:00.999		40.332		35.445	161	149	16	1:26.350	43.245		18.233		24.872	103	199
7	1:25.415	43.211		20.202		22.002	159	201	17	2:20.190	1:09.840		36.002		34.348	160	136
8	1:21.944	42.227		18.210		21.507	160	202	18	1:23.439	43.205					154	201
9	1:21.331	41.855		17.925		21.551	160	200	19	1:24.099	43.904		18.671		21.524	159	198
10	1:22.448	42.839		18.081		21.528	161	200									

33	Aberdein, ZAF								theoretical besttime: 1:20.808								
1	1:26.332	46.017		18.416		21.899	162	125	7	1:21.306	41.861					160	198
2	1:22.841	42.470		18.118		22.253	127	200	8	1:20.886	41.670		17.948		21.268	159	200
3	1:59.406	57.553		28.043		33.810	103	149	9	1:21.022	41.617		18.105		21.300	160	199
4	2:18.240	1:06.349		31.592		40.299		109	10	1:20.918	41.718		17.923		21.277	160	199
5	2:38.146	1:56.692		19.583		21.871	160		11	1:31.108	43.827		19.305		27.976		200
6	1:22.414	42.204		18.645		21.565	160	197									

35	Laliberte, FRA								theoretical besttime: 1:20.652								
1	1:25.167	44.667		18.469		22.031	157	123	11	1:21.539	41.972		17.995		21.572	159	200
2	1:22.282	41.840		18.092		22.350	150	199	12	1:21.476	41.864		18.090		21.522	160	200
3	1:58.892	56.810		28.353		33.729	99	152	13	1:22.882	41.608		18.339		22.935	155	200
4	2:15.708	1:06.397		31.486		37.825	156	117	14	1:56.888	49.234		35.630		32.024	112	188
5	1:26.604	42.227		18.080		26.297	121		15	2:02.522	56.893		30.137		35.492	160	143



ADAC Formel 4

Sector List Race 2

Provisional



Sachsenring, Length: 3645m
 Air temperature: 14.74°C
 Track temperature: 17.64°C
 Weather condition: Dry

DMSB Reg. Nr.: 116/16

Sunday, May 01, 2016 11:20:00

Lap	Time	SE1	SP1	SE2	SP2	SE3	SP3	TSP	Lap	Time	SE1	SP1	SE2	SP2	SE3	SP3	TSP
6	2:09.718	59.898					155	142	16	1:29.543	42.637					88	196
7	1:24.011	43.074					165	197	17	2:16.876	1:09.647				156	142	
8	1:24.226	42.801		18.825		22.600	165	198	18	1:23.691	42.929				156	197	
9	1:23.521	42.919		18.461		22.141	159	197	19	1:24.443	42.832				153	198	
10	1:23.201	42.668		18.548		21.985	157	198									

66 Laaksonen, FIN

theoretical besttime: 1:20.877

1	1:26.190	45.794		18.408		21.988	159	120	11	1:20.877	41.733		17.914		21.230	161	201
2	1:23.240	42.831		18.328		22.081	120	196	12	1:21.349	41.955		17.920		21.474	160	201
3	1:59.649	57.790		28.242		33.617	109	151	13	1:23.883	42.036		18.288		23.559	145	200
4	2:14.303	1:06.229		31.562		36.512	155	129	14	1:56.598	49.056		35.761		31.781	98	165
5	1:27.653	42.320		18.595		26.738	114	196	15	2:01.351	56.998		30.409		33.944	160	133
6	2:18.965	1:01.336		40.399		37.230	159	116	16	1:24.790	42.626				106	203	
7	1:21.813	42.413					160	197	17	2:22.541	1:08.872		36.884		36.785	161	113
8	1:21.513	42.209		18.028		21.276	160	200	18	1:22.867	42.601				155	203	
9	1:22.302	41.938		18.068		22.296	157	198	19	1:21.357	42.065		17.973		21.319	160	197
10	1:21.961	42.540		18.008		21.413	159	199									

68 Correa, ITA

theoretical besttime: 1:20.790

1	1:26.788	46.202		18.630		21.956	160		11	1:20.936	41.704		17.799		21.433	162	202
2	1:23.246	42.644		18.174		22.428	130	200	12	1:21.221	41.985		17.949		21.287	164	202
3	1:59.851	57.731		28.162		33.958	98	150	13	1:23.465	42.270		17.946		23.249	141	203
4	2:14.145	1:06.137		31.383		36.625	144	133	14	1:56.984	49.365		35.904		31.715	97	162
5	1:28.800	42.696		18.305		27.799	109	194	15	2:01.651	57.003		30.252		34.396	161	133
6	2:17.872	1:01.278		40.229		36.365	160	141	16	1:24.361	42.359				108	202	
7	1:21.924	42.462		17.939		21.523	161	203	17	2:22.959	1:08.796				160	118	
8	1:21.875	42.405		17.978		21.492	161	199	18	1:21.750	42.238				160	203	
9	1:21.269	41.774		17.815		21.680	160	201	19	1:21.316	42.301				162	199	
10	1:21.427	42.181		17.898		21.348	162	200									

71 Hamprecht, DEU

theoretical besttime: 1:19.924

1	1:27.456	47.137		18.337		21.982	160	141	11	1:19.969	41.270		17.595		21.104	159	198
2	1:23.908	42.627		18.381		22.900	150	200	12	1:20.550	41.601		17.755		21.194	157	198
3	2:00.229	58.470		27.256		34.503	102	159	13	1:22.009	41.633		18.435		21.941	159	198
4	2:13.114	1:06.967		30.696		35.451	155	131	14	1:49.839	44.003		34.595		31.241	113	177
5	1:59.322	1:01.606		26.243		31.473		197	15	1:54.789	56.508		29.579		28.702	160	103
6	2:14.111	1:34.393		18.162		21.556	159		16	1:29.582	42.524		18.435		28.623	91	203
7	1:20.992	41.937		17.795		21.260	160	198	17	2:21.624	1:11.799		37.497		32.328	157	108
8	1:20.650	41.531		17.815		21.304	158	199	18	1:20.533	41.735		17.550		21.248	160	197
9	1:20.391	41.424		17.729		21.238	159	198	19	1:21.313	41.696		18.225		21.392	160	199
10	1:20.506	41.545		17.724		21.237	158	199									

77 van Uitert, NLD

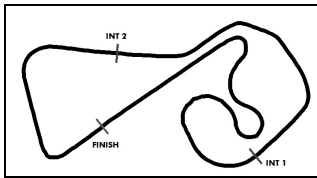
theoretical besttime: 1:35.710

1	1:29.003	48.049					155	142	4	2:12.590	1:06.735		30.784		35.071	160	127
2	1:23.068	42.427		18.212		22.429	145		5								201
3	2:00.272	58.201		27.402		34.669	96	146									

80 Drugovich, AUT

theoretical besttime: 1:20.743

1	1:27.317	46.741		18.494		22.082	159		11	1:20.856	41.460		17.909		21.487	161	198
2	1:23.447	42.595		18.313		22.539	142	199	12	1:21.416	41.866		18.066		21.484	162	202
3	2:00.054	58.501		27.380		34.173	104	156	13	1:23.439	42.067		18.198		23.174	156	203
4	2:13.369	1:06.617		31.244		35.508	157	128	14	1:57.116	49.403		35.696		32.017	91	166
5	1:28.006	42.032		18.481		27.493	112	197	15	2:01.646	56.842		30.009		34.795	160	149
6	2:18.287	1:01.190		40.514		36.583	158	130	16	1:24.226	42.114				119	199	
7	1:22.285	42.836		18.075		21.374	160	199	17	2:23.211	1:08.243				159	115	
8	1:21.212	41.777		18.042		21.393	158	203	18	1:22.118	42.770				162	199	
9	1:21.451	41.653		18.000		21.798	157	199	19	1:21.928	42.343				158	202	
10	1:21.206	41.844		17.959		21.403	160	197									



ADAC Formel 4

Sector List Race 2

Provisional



Sachsenring, Length: 3645m
 Air temperature: 14.74°C
 Track temperature: 17.64°C
 Weather condition: Dry

DMSB Reg. Nr.: 116/16

Sunday, May 01, 2016 11:20:00

Lap	Time	SE1	SP1	SE2	SP2	SE3	SP3	TSP	Lap	Time	SE1	SP1	SE2	SP2	SE3	SP3	TSP
81	Nielsen, DNK								theoretical besttime: 1:20.103								
1	1:25.568	45.203		18.278		22.087	156	119	11	1:20.599	41.449		17.910		21.240	161	196
2	1:22.577	42.436		18.055		22.086	147	196	12	1:20.555	41.439		17.941		21.175	161	199
3	1:59.136	56.988		28.390		33.758	101	140	13	1:21.278	41.240					154	198
4	2:15.194	1:06.256		31.552		37.386	156	117	14	1:59.624	52.104		35.896		31.624	123	192
5	1:27.173	42.443		17.967		26.763	128	196	15	2:02.829	56.839		30.313		35.677	159	154
6	2:19.836	1:01.360		40.582		37.894	157	115	16	1:22.997	41.932					112	200
7	1:21.312	42.133					160		17	2:24.291	1:08.068		37.865		38.358	159	108
8	1:21.192	41.703		18.135		21.354	160	199	18	1:21.107	42.070					160	199
9	1:21.945	42.380		18.170		21.395	160	200	19	1:20.184	41.315		17.688		21.181	162	200
10	1:21.158	41.545		18.052		21.561	156	201									

96	Mawson, DEU								theoretical besttime: 1:20.000								
1	1:23.598	43.258		18.750		21.590	160	114	11	1:20.419	41.434		17.803		21.182	163	199
2	1:21.824	41.611		18.309		21.904	160	199	12	1:20.275	41.353		17.752		21.170	162	201
3	1:59.101	56.861		28.788		33.452	106	164	13	1:20.928	41.235		17.937		21.756	151	200
4	2:16.104	1:05.811		31.914		38.379	160	115	14	2:03.072	55.521		36.000		31.551	114	168
5	1:26.292	41.568		17.843		26.881	114	198	15	2:03.266	57.091		30.159		36.016	161	166
6	2:20.744	1:01.716		40.535		38.493	161	136	16	1:22.950	41.768		17.744		23.438	114	202
7	1:20.568	41.533		17.807		21.228	160	200	17	2:24.464	1:07.924		37.928		38.612	162	110
8	1:20.342	41.273		17.897		21.172	162	200	18	1:20.537	41.729		17.728		21.080	162	202
9	1:20.395	41.254		17.839		21.302	161	200	19	1:20.086	41.260					163	198
10	1:22.371	41.192		17.814		23.365	160	199									

99	Flörsch, DEU								theoretical besttime: 1:20.606								
1	1:27.205	46.404		18.597		22.204	156		11	1:21.302	41.706		18.097		21.499	161	203
2	1:23.102	42.502		18.215		22.385	128	197	12	1:21.577	41.868		18.133		21.576	160	203
3	1:59.893	57.764		28.190		33.939	101	150	13	1:22.901	41.533		18.506		22.862	149	202
4	2:13.673	1:06.198		31.418		36.057	158	130	14	1:56.996	49.322		35.590		32.084	107	183
5	1:27.530	41.998		18.627		26.905	112	198	15	2:02.299	56.841		30.176		35.282	160	148
6	2:18.811	1:01.310		40.464		37.037	160	130	16	1:23.249	41.951		17.977		23.321	127	197
7	1:21.862	42.386					161	202	17	2:24.013	1:07.998		37.888		38.127	158	120
8	1:20.610	41.362		18.010		21.238	162	205	18	1:22.248	42.422		18.006		21.820	156	
9	1:21.984	42.133		18.268		21.583	160	203	19	1:20.921	41.568					157	197
10	1:20.973	41.446		18.064		21.463	161	201									