



ADAC GT Masters

Result List Qualifying 2



Provisional

DMSB Reg. Nr.: 117/16

Sachsenring, Length: 3645m

Air temperature: 8.78°C

Track temperature: 10.03°C

Weather condition: Dry

Sunday, May 01, 2016 8:45:00

started : 31 classified : 31 not classified : 0

	Drivers	Team	Car	Lap	Best Time	Gap	Diff	Kph	Day Time
1	1 S.Asch(DEU)/L.Ludwig(DEU)	Team Zakspeed(DEU)	Mercedes-AMG GT3	5	1:18.762			166.6	8:57:12
2	7 C.Jöns(DEU)/D.Abt(DEU)	Bentley Team Abt(DEU)	Bentley Continental GT3	5	1:19.075	0.313	0.313	165.9	8:55:17
3	24 F.Stoll(DEU)/L.Vanthoor(BEL)	kfzteile24 - APR Motorsport(DEU)	Audi R8 LMS	9	1:19.085	0.323	0.010	165.9	9:08:54
4	63 R.Ineichen(CHE)(T)/C.Engelhart(DEU)	GRT Grasser-Racing-Team(AUT)	Lamborghini Huracan GT3	4	1:19.234	0.472	0.149	165.6	8:56:32
5	21 N.Rogivue(CHE)(J)/N.Sylvest(DNK)	Team Zakspeed(DEU)	Mercedes-AMG GT3	8	1:19.273	0.511	0.039	165.5	8:57:29
6	33 C.Frankenhou(NLD)/C.Haase(DEU)	Car Collection Motorsport(DEU)	Audi R8 LMS	10	1:19.276	0.514	0.003	165.5	9:07:48
7	34 I.Tutumlu Lopez(ESP)/K.van der Linde(ZAF)	Car Collection Motorsport(DEU)	Audi R8 LMS	10	1:19.299	0.537	0.023	165.4	9:07:47
8	29 C.De Phillippi(USA)(J)/C.Mies(DEU)	MontaplastbyLand-Motorsport(DEU)	Audi R8 LMS	5	1:19.319	0.557	0.020	165.4	8:57:44
9	8 F.Hamprecht(DEU)(J)/G.Smith(GBR)	Bentley Team Abt(DEU)	Bentley Continental GT3	6	1:19.456	0.694	0.137	165.1	8:56:14
10	77 J.Gounon(FRA)(J)/D.Keilwitz(DEU)	Callaway Competitiion(DEU)	Corvette C7 GT3	5	1:19.462	0.700	0.006	165.1	8:53:25
11	25 D.Dobitsch(AUT)/E.Sandström(SWE)	kfzteile24 - APR Motorsport(DEU)	Audi R8 LMS	5	1:19.554	0.792	0.092	164.9	8:58:21
12	9 A.Weishaupt(DEU)(T)/J.Lee Pepper(ZAF)(J)	Bentley Team Abt(DEU)	Bentley Continental GT3	5	1:19.556	0.794	0.002	164.9	8:57:28
13	16 L.Stolz(DEU)(J)/G.Tweraser(AUT)	GRT Grasser-Racing-Team(AUT)	Lamborghini Huracan GT3	5	1:19.607	0.845	0.051	164.8	8:58:10
14	50 P.Geipel(DEU)/R.Frey(CHE)	YACO Racing(DEU)	Audi R8 LMS	8	1:19.672	0.910	0.065	164.7	8:57:51
15	15 M.Winkelhock(DEU)/M.Pommer(DEU)	Phoenix Racing(DEU)	Audi R8 LMS	6	1:19.712	0.950	0.040	164.6	8:57:17
16	17 D.Jahn(DEU)/K.Bachler(AUT)	KÜS TEAM75 Bernhard(DEU)	Porsche 911 GT3 R	6	1:19.730	0.968	0.018	164.5	8:56:00
17	55 L.Schreier(DEU)(J)/X.Maassen(NLD)	Aust Motorsport(DEU)	Audi R8 LMS	6	1:19.813	1.051	0.083	164.4	8:58:44
18	69 P.Assenheimer(DEU)(J)/D.Schwager(DEU)	Callaway Competitiion(DEU)	Corvette C7 GT3	12	1:19.862	1.100	0.049	164.3	9:09:24
19	5 N.Siedler(AUT)/J.van Lagen(NLD)	HB Racing WDS Bau(AUT)	Lamborghini Huracan GT3	11	1:19.924	1.162	0.062	164.1	9:09:37
20	13 R.Lips(CHE)(T)/S.Barth(DEU)	RWT - Racing team(DEU)	Corvette Z06.R GT3	5	1:20.099	1.337	0.175	163.8	8:52:40
21	99 R.Renauer(DEU)/M.Ragginger(AUT)	Precote Herberth Motorsport(DEU)	Porsche 911 GT3 R	6	1:20.186	1.424	0.087	163.6	8:56:54
22	20 J.Krohn(FIN)/L.Deletraz(CHE)	Schubert Motorsport(DEU)	BMW M6 GT3	4	1:20.270	1.508	0.084	163.4	8:51:58
23	44 M.Ahlin-Kottulinsky(SWE)(J)/M.Bonanomi(ITA)	Aust Motorsport(DEU)	Audi R8 LMS	7	1:20.286	1.524	0.016	163.4	9:00:15
24	36 M.Dienst(DEU)(J)/C.Zanella(CHE)	bigFMRacingTeamSchützMotorsport(I)	Porsche 911 GT3 R	6	1:20.414	1.652	0.128	163.1	8:54:19
25	22 S.Feige(DEU)(T)/B.Schothorst(NLD)	MRS GT-Racing(DEU)	Nissan GT-RNISMOGT3	9	1:20.512	1.750	0.098	162.9	8:58:57
26	28 P.Hoevenaars(NLD)(J)/M.Basseng(DEU)	MontaplastbyLand-Motorsport(DEU)	Audi R8 LMS	10	1:20.524	1.762	0.012	162.9	8:59:24
27	67 D.Zampieri(CHE)/P.Niederhauser(CHE)	ADACNSAAttemptoRacingTeam(DEL)	Lamborghini Huracan GT3	12	1:20.524	1.762		162.9	9:09:45
28	3 P.Kujala(FIN)(J)/M.Pavlovic(SRB)	Bonaldi Motorsport S.r.L(ITA)	Lamborghini Huracan GT3	12	1:20.755	1.993	0.231	162.4	9:10:37
29	6 E.Erhart(DEU)/K.Snoeks(NLD)	HB Racing WDS Bau(AUT)	Lamborghini Huracan GT3	5	1:20.995	2.233	0.240	162.0	8:57:40
30	32 F.Spengler(DEU)/E.Zonzini(SMR)(J)	Bonaldi Motorsport S.r.L(ITA)	Lamborghini Huracan GT3	12	1:21.196	2.434	0.201	161.6	9:09:13
31	66 E.Lindholm(DEU)(J)/A.Gies(DEU)(J)	ADACNSAAttemptoRacingTeam(DEL)	Lamborghini Huracan GT3	11	1:21.754	2.992	0.558	160.5	9:09:50

Subject to final scrutineering!

Publications Time:

Clerk of the course:

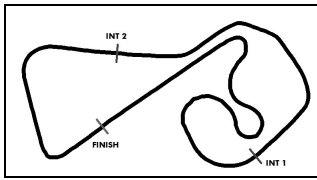
Time Keeping:

ver: 1.0

www.adac.de/motorsport

Page 1/ 1 printed: 1.5.2016 9:13

CERTINA
SWISS WATCHES



ADAC GT Masters

Class Result List Qualifying 2



Provisional

Sachsenring, Length: 3645m
 Air temperature: 8.78°C
 Track temperature: 10.03°C
 Weather condition: Dry

DMSB Reg. Nr.: 117/16

Sunday, May 01, 2016 8:45:00

started : 31 classified : 31 not classified : 0

Drivers	Team	Car	Lap	Best Time	Gap	Diff	Kph	Day Time
CLASS: J								
Started: 13			Classified: 13			Not Classified: 0		
1 21 N.Rogivue(CHE)/ N.Sylvest(DNK)	Team Zakspeed(DEU)	Mercedes-AMG GT3	8	1:19.273			165.5	8:57:29
2 29 C.De Phillippi(USA)/ C.Mies(DEU)	MontaplastbyLand-Motorsport(DEU)	Audi R8 LMS	5	1:19.319	0.046	0.046	165.4	8:57:44
3 8 F.Hamprecht(DEU)/ G.Smith(GBR)	Bentley Team Abt(DEU)	Bentley Continental GT3	6	1:19.456	0.183	0.137	165.1	8:56:14
4 77 J.Gounon(FRA)/ D.Keilwitz(DEU)	Callaway Competition(DEU)	Corvette C7 GT3	5	1:19.462	0.189	0.006	165.1	8:53:25
5 16 L.Stolz(DEU)/ G.Tweraser(AUT)	GRT Grasser-Racing-Team(AUT)	Lamborghini Huracan GT3	5	1:19.607	0.334	0.145	164.8	8:58:10
6 55 L.Schreier(DEU)/ X.Maassen(NLD)	Aust Motorsport(DEU)	Audi R8 LMS	6	1:19.813	0.540	0.206	164.4	8:58:44
7 69 P.Assenheimer(DEU)/ D.Schwager(DEU)	Callaway Competition(DEU)	Corvette C7 GT3	12	1:19.862	0.589	0.049	164.3	9:09:24
8 44 M.Ahlin-Kottulinsky(SWE)/ M.Bonanomi (ITA)	Aust Motorsport(DEU)	Audi R8 LMS	7	1:20.286	1.013	0.424	163.4	9:00:15
9 36 M.Dienst(DEU) /C.Zanella(CHE)	bigFM Racing Team Schütz Motorspor	Porsche 911 GT3 R	6	1:20.414	1.141	0.128	163.1	8:54:19
10 28 P.Hoevenaars(NLD)/ M.Basseng(DEU)	MontaplastbyLand-Motorsport(DEU)	Audi R8 LMS	10	1:20.524	1.251	0.110	162.9	8:59:24
11 3 P.Kujala(FIN)/ M.Pavlovic(SRB)	Bonaldi Motorsport S.r.L(ITA)	Lamborghini Huracan GT3	12	1:20.755	1.482	0.231	162.4	9:10:37
12 32 F.Spengler(DEU)/ E.Zonzini(SMR)	Bonaldi Motorsport S.r.L(ITA)	Lamborghini Huracan GT3	12	1:21.196	1.923	0.441	161.6	9:09:13
13 66 E.Lindholm(DEU)/ A.Gies(DEU)	ADACNSA Attempto Racing Team(D	Lamborghini Huracan GT3	11	1:21.754	2.481	0.558	160.5	9:09:50



ADAC GT Masters

Class Result List Qualifying 2



Provisional

Sachsenring, Length: 3645m
 Air temperature: 8.78°C
 Track temperature: 10.03°C
 Weather condition: Dry

DMSB Reg. Nr.: 117/16

Sunday, May 01, 2016 8:45:00

started : 31 classified : 31 not classified : 0

Drivers	Team	Car	Lap	Best Time	Gap	Diff	Kph	Day Time
---------	------	-----	-----	-----------	-----	------	-----	----------

CLASS: T

Started: 4 Classified: 4 Not Classified: 0

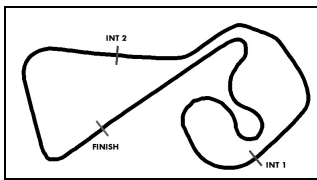
1	63 R.Ineichen(CHE)/C.Engelhart(DEU)	GRT Grasser-Racing-Team(AUT)	Lamborghini Huracan GT3	4	1:19.234			165.6	8:56:32
2	9 A.Weishaupt(DEU)/J.Lee Pepper(ZAF)	Bentley Team Abt(DEU)	Bentley Continental GT3	5	1:19.556	0.322	0.322	164.9	8:57:28
3	13 R.Lips(CHE)/S.Barth(DEU)	RWT - Racing team(DEU)	Corvette Z06.R GT3	5	1:20.099	0.865	0.543	163.8	8:52:40
4	22 S.Feige(DEU)/B.Schothorst(NLD)	MRS GT-Racing(DEU)	Nissan GT-R NISMO GT3	9	1:20.512	1.278	0.413	162.9	8:58:57

Subject to final scrutineering!

Publications Time:

Clerk of the course:

Time Keeping:



ADAC GT Masters

Sector List Qualifying 2



Provisional

DMSB Reg. Nr.: 117/16

Sachsenring, Length: 3645m

Air temperature: 8.78°C

Track temperature: 10.03°C

Weather condition: Dry

Sunday, May 01, 2016 8:45:00

Lap	Time	SE1	SP1	SE2	SP2	SE3	SP3	TSP	Lap	Time	SE1	SP1	SE2	SP2	SE3	SP3	TSP
1	Asch, DEU / Ludwig, DEU								theoretical besttime: 1:18.762								
1	6:29.334	5:21.382		31.943		36.009	150		4	1:22.086	43.145		17.772		21.169	174	223
2	1:37.108	52.008		20.807		24.293	168	185	5	1:18.762	40.873		17.285		20.604	172	223
3	1:25.211	44.926		18.431		21.854	174	218	6	1:41.724	45.742		24.193		31.789		224

3	Kujala, FIN / Pavlovic, SRB								theoretical besttime: 1:20.462								
1	4:37.001	3:48.825		23.295		24.881	160		7	2:33.417	1:54.023		18.200		21.194	165	
2	1:30.483	46.191		20.516		23.776	167	212	8	1:28.062	41.933		17.798		28.331		219
3	1:28.037	45.308		19.107		23.622	171	219	9	5:42.397	4:59.402		17.978		25.017	168	
4	1:28.857	42.286		18.115		28.456	165	221	10	1:20.981	41.898		17.829		21.254	168	220
5	1:21.148	41.776		17.712		21.660	169	218	11	1:21.073	42.141		17.958		20.974	168	220
6	1:24.405	41.777		18.018		24.610		220	12	1:20.755	41.914		17.754		21.087	165	222

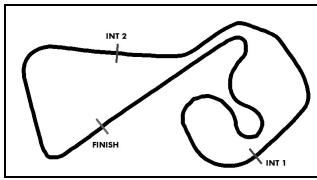
5	Siedler, AUT / van Lagen, NLD								theoretical besttime: 1:19.924								
1	6:51.680	6:05.698		22.097		23.885	167		7	1:20.856	41.442		18.088		21.326	169	224
2	1:25.183	44.192		18.621		22.370	169	216	8	1:43.802	49.396		23.496		30.910		222
3	1:26.047	44.125		19.601		22.321	173	221	9	5:05.342	4:16.865		19.310		29.167	171	
4	1:22.669	42.067		17.987		22.615	173	224	10	1:20.438	41.503		17.857		21.078	170	223
5	1:20.466	41.542		17.772		21.152	170	224	11	1:19.924	41.184		17.695		21.045	170	224
6	1:21.136	41.543		18.097		21.496	171	224	12	1:25.326	41.522		17.860		25.944		224

6	Erhart, DEU / Snoeks, NLD								theoretical besttime: 1:20.947								
1	6:53.549	6:07.699		21.909		23.941	160		7	1:21.465	42.165		17.987		21.313	169	221
2	1:30.329	44.466		20.815		25.048	168	216	8	1:47.248	48.854		21.581		36.813		221
3	1:33.413	43.792		18.769		30.852	164	221	9	4:38.554	3:48.818		18.629		31.107	165	
4	1:22.245	42.494		18.186		21.565	171	219	10	1:22.007	42.500		18.158		21.349	169	219
5	1:20.995	41.899		17.846		21.250	169	223	11	1:21.545	42.056		18.030		21.459	168	223
6	1:21.080	41.851		17.966		21.263	167	223	12	1:23.097	42.059		19.078		21.960	169	222

7	Jöns, DEU / Abt, DEU								theoretical besttime: 1:19.075								
1	4:39.944	3:53.381		22.329		24.234	168		6	1:28.829	43.322		18.945		26.562		226
2	1:26.392	45.406		18.895		22.091	171	221	7	11:08.175	10:28.294		17.997		21.884	172	
3	1:20.475	41.695		17.765		21.015	173	224	8	1:19.463	41.314		17.286		20.863	171	226
4	1:31.549	43.411		21.147		26.991	173	225	9	1:37.967	48.194		22.068		27.705		225
5	1:19.075	41.166		17.210		20.699	173	226									

8	Hamprecht, DEU / Smith, GBR								theoretical besttime: 1:19.292								
1	2:16.610	1:22.360		26.736		27.514	145		8	1:19.791	41.283		17.638		20.870	171	226
2	1:37.588	51.437		21.226		24.925	160	209	9	1:23.357	43.553		18.397		21.407	169	226
3	1:39.515	47.526		20.647		31.342		220	10	1:42.369	47.190		22.050		33.129		214
4	3:01.236	2:17.622		21.503		22.111	172		11	4:40.947	3:58.134		18.738		24.075	174	
5	1:19.695	41.508		17.414		20.773	173	226	12	1:20.459	41.675		17.754		21.030	172	228
6	1:19.456	41.105		17.482		20.869	170	227	13	1:26.567	42.236		18.365		25.966		227
7	1:33.715	46.581		23.200		23.934	172	226									

9	Weishaupt, DEU / Lee Pepper, ZAF								theoretical besttime: 1:19.540								
1	6:34.807	5:42.099		24.529		28.179	163		7	1:20.094	41.337		17.534		21.223	169	226
2	1:42.669	49.913		21.641		31.115	166	203	8	1:41.586	47.807		23.016		30.763		225
3	1:29.427	44.838		20.511		24.078	172	199	9	5:03.203	4:17.472		18.977		26.754	172	
4	1:21.596	41.672		18.209		21.715	173	226	10	1:20.124	41.537		17.611		20.976	171	227
5	1:19.556	41.258		17.492		20.806	172	226	11	1:19.848	41.384		17.476		20.988	168	226
6	1:20.588	41.318		17.554		21.716	172	226	12	1:37.143	48.399		20.947		27.797		200



ADAC GT Masters

Sector List Qualifying 2



Provisional

DMSB Reg. Nr.: 117/16

Sachsenring, Length: 3645m

Air temperature: 8.78°C

Track temperature: 10.03°C

Weather condition: Dry

Sunday, May 01, 2016 8:45:00

Lap	Time	SE1	SP1	SE2	SP2	SE3	SP3	TSP	Lap	Time	SE1	SP1	SE2	SP2	SE3	SP3	TSP
13 Lips, CHE / Barth, DEU									theoretical besttime: 1:20.034								
1	2:06.990	1:17.799		25.008		24.183	168		6	1:24.889	41.527		17.821		25.541	229	
2	1:29.587	45.060		18.915		25.612	175	225	7	5:52.436	5:12.785		17.989		21.662	172	
3	1:21.253	42.157		18.071		21.025	175	229	8	1:39.574	42.595		22.273		34.706	229	
4	1:21.791	42.008		18.265		21.518	177	229	9	5:48.406	5:08.945		18.304		21.157	175	
5	1:20.099	41.525		17.650		20.924	174	231	10	1:24.729	41.460		17.797		25.472	229	

15 Winkelhock, DEU / Pommer, DEU									theoretical besttime: 1:19.483								
1	5:18.953	4:31.762		22.917		24.274	163		8	1:23.555	41.398		17.661		24.496	168	220
2	1:28.832	46.908		19.748		22.176	168	194	9	1:39.579	41.845		22.593		35.141	220	
3	1:26.719	42.781		18.236		25.702	170	219	10	5:03.481	4:17.792		18.599		27.090	171	
4	1:19.858	41.505		17.653		20.700	169	221	11	1:22.787	41.867		18.525		22.395	169	221
5	1:23.407	41.569		17.537		24.301	171	221	12	1:20.339	41.629		17.596		21.114	167	221
6	1:19.712	41.246		17.567		20.899	168	221	13	1:20.181	41.437		17.631		21.113	167	220
7	1:20.079	41.448		17.659		20.972	169	220									

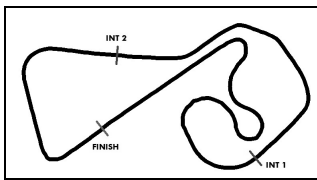
16 Stolz, DEU / Tweraser, AUT									theoretical besttime: 1:19.586								
1	7:33.617	6:46.108		22.252		25.257	169		6	1:19.892	41.422		17.479		20.991	174	224
2	1:32.278	45.913		19.496		26.869	172	217	7	1:28.115	41.448		17.576		29.091	224	
3	1:20.541	42.094		17.611		20.836	173	221	8	6:47.335	6:05.037		19.149		23.149	174	
4	1:24.228	41.403		17.658		25.167	175	223	9	1:20.096	41.418		17.677		21.001	173	223
5	1:19.607	41.282		17.500		20.825	173	222	10	1:20.561	41.636		17.729		21.196	174	222

17 Jahn, DEU / Bachler, AUT									theoretical besttime: 1:19.569								
1	4:07.271	3:21.847		22.440		22.984	170		8	1:19.915	41.168		17.765		20.982	173	225
2	1:26.802	45.473		18.700		22.629	173	212	9	1:19.828	41.186		17.723		20.919	170	225
3	1:22.430	42.059		17.986		22.385	175	224	10	1:41.133	43.556		21.296		36.281	225	
4	1:21.106	41.748		17.948		21.410	171	225	11	5:58.229	5:14.529		18.753		24.947	176	
5	1:23.067	42.900		18.930		21.237	173	225	12	1:20.040	41.109		17.936		20.995	171	226
6	1:19.730	41.215		17.541		20.974	172	224	13	1:24.894	41.352		17.670		25.872	225	
7	1:21.698	41.313		18.078		22.307	173	225									

20 Krohn, FIN / Deletraz, CHE									theoretical besttime: 1:20.009								
1	2:38.163	1:48.554		23.367		26.242	151		7	4:35.423	3:53.748		18.234		23.441	170	
2	1:35.503	49.015		21.149		25.339	171	190	8	1:27.694	41.367		17.713		28.614	223	
3	1:24.013	43.549		18.201		22.263	171	224	9	6:41.872	5:58.026		19.488		24.358	173	
4	1:20.270	41.566		17.643		21.061	172	225	10	1:20.543	41.628		17.814		21.101	170	225
5	1:22.421	41.305		18.207		22.909	175	225	11	1:25.094	42.122		18.028		24.944	222	
6	1:32.609	45.094		20.606		26.909	225										

21 Rogivue, CHE / Sylvest, DNK									theoretical besttime: 1:19.187								
1	2:41.393	1:50.701		24.619		26.073	156		6	1:19.773	41.495		17.296		20.982	171	223
2	1:35.261	49.062		22.023		24.176	165	184	7	1:19.500	41.373		17.330		20.797	172	223
3	1:29.636	47.216		19.862		22.558	168	220	8	1:19.273	41.271		17.355		20.647	173	224
4	1:23.712	43.906		18.318		21.488	171	223	9	1:26.913	41.244		18.111		27.558	223	
5	1:20.510	42.077		17.471		20.962	172	223									

22 Feige, DEU / Schothorst, NLD									theoretical besttime: 1:20.470								
1	2:46.691	1:58.896		21.700		26.095	169		9	1:20.512	41.695		17.749		21.068	174	229
2	1:27.443	45.109		19.849		22.485	169	225	10	1:20.921	41.792		17.765		21.364	172	229
3	1:24.029	43.996		18.471		21.562	174	227	11	1:48.829	50.863		24.266		33.700	227	
4	1:21.308	42.348		17.934		21.026	174	229	12	4:39.800	3:58.887		18.596		22.317	172	
5	1:21.177	41.931		17.800		21.446	175	229	13	1:22.276	41.899		17.883		22.494	175	228
6	1:31.108	45.497		21.398		24.213	173	230	14	1:21.219	41.921		17.780		21.518	174	230
7	1:20.935	41.945		17.833		21.157	174	229	15	1:21.024	41.925		17.969		21.130	173	229
8	1:23.431	42.824		18.326		22.281	175	229									



ADAC GT Masters

Sector List Qualifying 2



Provisional

DMSB Reg. Nr.: 117/16

Sachsenring, Length: 3645m

Air temperature: 8.78°C

Track temperature: 10.03°C

Weather condition: Dry

Sunday, May 01, 2016 8:45:00

Lap	Time	SE1	SP1	SE2	SP2	SE3	SP3	TSP	Lap	Time	SE1	SP1	SE2	SP2	SE3	SP3	TSP
24	Stoll, DEU / Vanthoor, BEL								theoretical besttime: 1:18.958								
1	8:04.443	7:20.534		20.939		22.970	167		6	1:22.922	41.362		19.482		22.078	171	220
2	1:21.986	42.978		17.775		21.233	171	214	7	1:40.245	41.201		25.175		33.869		220
3	1:19.299	41.174		17.305		20.820	168	220	8	6:01.761	5:19.888		19.217		22.656	172	
4	1:25.199	46.875		17.510		20.814	171	220	9	1:19.085	41.122		17.144		20.819	166	221
5	1:19.107	41.207		17.208		20.692	168	220	10	1:24.841	41.266		18.362		25.213		219

25	Dobitsch, AUT / Sandström, SWE								theoretical besttime: 1:19.553								
1	7:47.360	7:00.786		22.284		24.290	159		6	1:26.086	44.949		18.199		22.938	170	222
2	1:27.858	46.498		19.254		22.106	169	213	7	1:27.569	41.289		18.139		28.141		221
3	1:26.547	42.404		18.296		25.847	172	220	8	6:28.202	5:43.928		19.597		24.677	171	
4	1:20.041	41.701		17.530		20.810	170	221	9	1:20.122	41.398		17.643		21.081	169	220
5	1:19.554	41.287		17.456		20.811	169	222	10	1:19.784	41.356		17.500		20.928	169	220

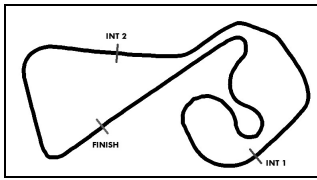
28	Hoevenaars, NLD / Basseng, DEU								theoretical besttime: 1:20.198								
1	1:51.690	1:03.737		22.641		25.312	162		9	1:26.893	43.880		20.823		22.190	170	220
2	1:31.803	46.221		20.961		24.621	170	215	10	1:20.524	41.759		17.746		21.019	168	220
3	1:23.791	43.373		19.210		21.208	171	219	11	1:30.073	41.996		17.970		30.107		220
4	1:20.864	42.032		17.910		20.922	170	220	12	5:39.951	4:57.250		17.920		24.781	173	
5	1:20.820	41.941		17.913		20.966	170	220	13	1:23.278	42.023		17.982		23.273	170	220
6	1:26.817	41.914		20.108		24.795	172	221	14	1:20.629	41.957		17.700		20.972	170	221
7	1:20.626	41.576		17.915		21.135	169	220	15	1:20.608	41.835		17.741		21.032	168	221
8	1:20.690	41.640		17.912		21.138	169	219									

29	De Phillippi, USA / Mies, DEU								theoretical besttime: 1:19.277								
1	7:14.433	6:13.268		29.069		32.096	164		7	1:19.751	41.203		17.720		20.828	170	222
2	1:30.841	46.827		19.173		24.841	172	217	8	1:45.605	50.261		22.884		32.460		204
3	1:20.529	42.091		17.682		20.756	172	221	9	4:27.706	3:41.872		18.801		27.033	171	
4	1:19.403	41.067		17.592		20.744	171	222	10	1:24.134	42.353		18.440		23.341	173	221
5	1:19.319	40.997		17.536		20.786	172	222	11	1:19.742	41.196		17.634		20.912	170	223
6	1:21.608	41.062		17.604		22.942	171	223	12	1:20.314	41.310		17.879		21.125	170	222

32	Spengler, DEU / Zonzini, SMR								theoretical besttime: 1:20.999								
1	1:52.586	1:03.473		23.821		25.292	163		8	1:21.929	41.853		18.736		21.340	165	224
2	1:34.810	49.730		20.644		24.436	165	157	9	1:25.969	42.033		18.148		25.788		219
3	1:23.774	43.252		18.733		21.789	164	222	10	5:29.463	4:49.578		18.244		21.641	167	
4	1:23.556	42.822		18.879		21.855	166	222	11	1:21.673	41.851		18.517		21.305	165	224
5	1:21.557	42.323		18.225		21.009	176	225	12	1:21.196	41.969		18.146		21.081	165	223
6	1:31.882	42.703		18.139		31.040		223	13	1:34.862	46.269		20.551		28.042		226
7	4:04.481	3:25.189		18.173		21.119	166										

33	Frankenhout, NLD / Haase, DEU								theoretical besttime: 1:19.192								
1	1:54.116	59.917		23.748		30.451			7	1:22.514	41.188		17.782		23.544	168	217
2	5:38.437	4:50.698		20.997		26.742	167		8	1:28.338	41.099		18.269		28.970		219
3	1:43.978	43.731		18.174		42.073	168	218	9	5:21.570	4:42.114		18.026		21.430	172	
4	1:20.644	42.134		17.553		20.957	170	219	10	1:19.276	41.015		17.319		20.942	169	222
5	1:19.652	41.140		17.650		20.862	168	221	11	1:22.734	41.936		18.528		22.270	171	220
6	1:19.502	41.094		17.450		20.958	163	220	12	1:19.830	41.011		17.597		21.222	164	221

34	Tutumlu Lopez, ESP / van der Linde, ZAF								theoretical besttime: 1:19.146								
1	1:55.876	1:01.189		23.677		31.010			7	1:19.574	41.349		17.377		20.848	170	221
2	6:12.698	5:26.335		20.691		25.672	168		8	1:39.720	42.414		22.026		35.280		221
3	1:25.021	43.180		18.453		23.388	171	213	9	4:49.162	4:10.326		17.834		21.002	171	
4	1:25.875	41.972		19.882		24.021	171	220	10	1:19.299	41.127		17.234		20.938	170	219
5	1:19.960	41.479		17.536		20.945	170	221	11	1:22.188	41.448		19.306		21.434	171	220
6	1:19.734	41.399		17.455		20.880	171	221	12	1:19.451	41.321		17.345		20.785	170	220



ADAC GT Masters

Sector List Qualifying 2

Provisional



Sachsenring, Length: 3645m

Air temperature: 8.78°C

Track temperature: 10.03°C

Weather condition: Dry

DMSB Reg. Nr.: 117/16

Sunday, May 01, 2016 8:45:00

Lap	Time	SE1	SP1	SE2	SP2	SE3	SP3	TSP	Lap	Time	SE1	SP1	SE2	SP2	SE3	SP3	TSP
36 Dienst, DEU / Zanella, CHE									theoretical besttime: 1:20.401								
1	2:09.003	1:16.328		26.153		26.522	156		7	1:26.420	43.736		19.045		23.639	171	224
2	1:37.210	47.448		19.185		30.577	172	209	8	1:20.630	41.651		17.876		21.103	171	223
3	1:22.282	43.238		18.040		21.004	173	222	9	1:20.917	41.692		17.939		21.286	157	221
4	1:25.020	41.798		18.429		24.793	170	222	10	1:28.692	46.892		18.884		22.916	170	217
5	1:24.749	44.857		18.315		21.577	171	222	11	1:40.277	42.583		21.951		35.743		224
6	1:20.414	41.552		17.845		21.017	169	221	12	5:16.269	4:28.821		19.285		28.163		

44 Ahlin-Kottulinsky, SWE / Bonanomi, ITA									theoretical besttime: 1:20.218								
1	6:37.519	5:46.824		22.916		27.779	161		7	1:20.286	41.357		17.722		21.207	167	221
2	1:37.880	49.616		20.617		27.647	166	155	8	1:42.883	46.887		23.786		32.210		219
3	1:29.580	44.883		21.059		23.638	167	180	9	4:41.149	3:56.603		19.991		24.555	169	
4	1:27.223	43.139		18.567		25.517	170	219	10	1:21.464	42.300		17.891		21.273	163	221
5	1:21.522	42.299		18.084		21.139	168	220	11	1:20.755	41.839		17.755		21.161	164	219
6	1:21.022	41.697		17.909		21.416	170	220	12	1:45.393	41.681		33.110		30.602		219

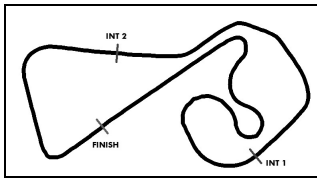
50 Geipel, DEU / Frey, CHE									theoretical besttime: 1:19.670								
1	2:57.726	2:11.758		22.096		23.872	164		8	1:19.672	41.235		17.667		20.770	171	222
2	1:26.501	45.363		19.031		22.107	168	218	9	1:19.904	41.266		17.665		20.973	171	222
3	1:23.986	42.884		18.468		22.634	169	220	10	1:29.472	43.699		19.920		25.853		224
4	1:29.379	43.057		22.748		23.574	172	222	11	6:11.509	5:25.206		18.543		27.760	171	
5	1:20.883	41.907		17.924		21.052	172	222	12	1:19.986	41.326		17.710		20.950	171	221
6	1:20.678	41.570		17.763		21.345	170	222	13	1:30.769	45.500		18.545		26.724		221
7	1:32.342	52.342		18.934		21.066	171	164									

55 Schreier, DEU / Maassen, NLD									theoretical besttime: 1:19.585								
1	6:29.993	5:35.644		23.471		30.878	143		5	1:21.444	41.776		17.832		21.836	170	221
2	1:40.516	52.033		22.253		26.230	161	179	6	1:19.813	41.514		17.454		20.845	171	221
3	1:26.665	45.177		19.804		21.684	168	216	7	5:55.620	41.329		17.411		4:56.880		221
4	1:25.161	42.615		18.288		24.258	171	219									

63 Ineichen, CHE / Engelhart, DEU									theoretical besttime: 1:19.052								
1	7:25.070	6:39.743		21.500		23.827	165		6	1:19.384	41.116		17.519		20.749	174	226
2	1:28.041	43.773		19.035		25.233	174	217	7	1:24.584	41.032		17.663		25.889		225
3	1:20.117	41.691		17.633		20.793	175	225	8	6:49.568	6:05.987		20.322		23.259	176	
4	1:19.234	41.189		17.438		20.607	176	225	9	1:19.322	41.007		17.606		20.709	174	225
5	1:26.118	41.400		21.125		23.593	177	227	10	1:19.315	41.171		17.492		20.652	173	225

66 Lindholm, DEU / Gies, DEU									theoretical besttime: 1:21.576								
1	4:06.941	3:07.814		29.610		29.517	154		7	1:22.205	42.485		18.331		21.389	171	223
2	1:43.953	56.729		23.855		23.369	168	156	8	1:41.985	48.152		23.337		30.496		224
3	1:28.019	45.696		19.264		23.059	171	221	9	7:17.719	6:27.478		19.123		31.118	166	
4	1:40.315	51.712		21.309		27.294	171	223	10	1:22.393	42.630		18.318		21.445	172	220
5	1:22.470	42.498		18.400		21.572	169	223	11	1:21.754	41.897		18.290		21.567	172	224
6	1:22.104	42.112		18.526		21.466	171	222									

67 Zampieri, CHE / Niederhauser, CHE									theoretical besttime: 1:20.370								
1	2:10.984	1:15.403		26.975		28.606	156		7	1:20.883	41.656		17.960		21.267	170	223
2	1:39.831	53.013		22.283		24.535	164	190	8	1:20.588	41.509		17.785		21.294	166	221
3	1:39.018	46.520		21.919		30.579		218	9	1:31.671	41.751		20.439		29.481		220
4	3:38.359	2:52.942		19.163		26.254	169		10	5:50.623	5:08.819		18.272		23.532	172	
5	1:30.478	45.546		19.790		25.142	170	220	11	1:20.591	41.728		17.745		21.118	170	222
6	1:21.459	42.078		18.140		21.241	171	222	12	1:20.524	41.654		17.743		21.127	169	222



ADAC GT Masters

Sector List Qualifying 2

Provisional



Sachsenring, Length: 3645m

Air temperature: 8.78°C

Track temperature: 10.03°C

Weather condition: Dry

DMSB Reg. Nr.: 117/16

Sunday, May 01, 2016 8:45:00

Lap	Time	SE1	SP1	SE2	SP2	SE3	SP3	TSP	Lap	Time	SE1	SP1	SE2	SP2	SE3	SP3	TSP
69	Assenheimer, DEU / Schwager, DEU								theoretical besttime: 1:19.813								
1	3:29.395	2:35.576		25.747		28.072	155		8	1:27.873	44.036		18.691		25.146		227
2	1:32.088	47.897		21.244		22.947	170	197	9	2:39.565	1:54.118		18.955		26.492		
3	1:23.978	43.810		18.611		21.557	174	221	10	5:38.804	4:56.577		18.253		23.974	172	
4	1:25.098	43.807		19.265		22.026	174	227	11	1:21.922	42.090		18.042		21.790	175	227
5	1:20.442	41.688		17.712		21.042	173	227	12	1:19.862	41.312		17.682		20.868	174	229
6	1:25.289	43.453		18.418		23.418	174	226	13	1:20.204	41.342		17.907		20.955	175	228
7	1:20.003	41.439		17.745		20.819	174	228									

77	Gounon, FRA / Keilwitz, DEU								theoretical besttime: 1:19.366								
1	2:37.265	1:46.613		24.329		26.323	146		6	1:27.130	41.442		18.903		26.785		228
2	1:34.110	49.199		21.099		23.812	168	197	7	5:57.581	5:10.495						
3	1:33.707	51.440		20.328		21.939	176	223	8	6:47.363	6:04.226		19.375		23.762	176	
4	1:20.315	41.736		17.581		20.998	177	227	9	1:19.707	41.269		17.462		20.976	176	229
5	1:19.462	41.284		17.269		20.909	176	228	10	1:19.665	41.188		17.478		20.999	170	228

99	Renauer, DEU / Ragginger, AUT								theoretical besttime: 1:20.172								
1	4:52.367	4:04.338		23.894		24.135	168		7	1:20.402	41.536		17.871		20.995	168	224
2	1:31.575	46.457		20.663		24.455	170	219	8	1:31.377	44.973		19.134		27.270		223
3	1:22.783	42.855		18.279		21.649	170	223	9	7:14.311	6:28.805		18.688		26.818	171	
4	1:20.662	41.423		17.799		21.440	169	222	10	1:20.634	41.481		17.884		21.269	171	225
5	1:26.370	46.114		18.866		21.390	173	221	11	1:27.001	43.299		18.666		25.036		225
6	1:20.186	41.424		17.754		21.008	174	224									



ADAC GT Masters

Start Grid Race 2

Provisional



Sachsenring, Length: 3645m

DMSB Reg. Nr.: 117/16

Sunday, May 01, 2016 13:08:00

7 Bentley Team Abt Christer Jöns/ Daniel Abt	1:19.075
63 GRT Grasser-Racing-Team Rolf Ineichen/ Christian Engelhart	1:19.234
33 Car Collection Motorsport Christiaan Frankenhout/ Christopher Ha	1:19.276
29 Montaplast by Land-Motorsport Connor De Phillippi/ Christopher Mies	1:19.319
25 kfzteile24 - APR Motorsport Daniel Dobitsch/ Edward Sandström	1:19.554
8 Bentley Team Abt Fabian Hamprecht/ Guy Smith	1:19.456
50 YACO Racing Philip Geipel/ Rahel Frey	1:19.672
17 KÜS TEAM75 Bernhard David Jahn/ Klaus Bachler	1:19.730
69 Callaway Competition Patrick Assenheimer/ Dominik Schwager	1:19.862
13 RWT - Racing team Remo Lips/ Sven Barth	1:20.099
20 Schubert Motorsport Jesse Krohn/ Louis Deletraz	1:20.270
36 bigFM Racing Team Schütz Motor: Marvin Dienst/ Christopher Zanella	1:20.414
28 Montaplast by Land-Motorsport Peter Hoevenaars/ Marc Basseng	1:20.524
3 Bonaldi Motorsport S.r.L Patrick Kujala/ Milos Pavlovic	1:20.755
66 ADAC NSA Attempto Racing Team Emil Lindholm/ Andre Gies	1:21.754

- 1
- 2
- 3
- 4
- 5
- 6
- 7
- 8
- 9
- 10
- 11
- 12
- 13
- 14
- 15
- 16

POLE POSITION

1 Team Zakspeed Sebastian Asch/ Luca Ludwig	1:18.762
24 kfzteile24 - APR Motorsport Florian Stoll/ Laurens Vanthoor	1:19.085
21 Team Zakspeed Nikolaj Rogivue/ Nicolai Sylvest	1:19.273
34 Car Collection Motorsport Isaac Tutumlu Lopez/ Kelvin van der Lin	1:19.299
77 Callaway Competition Jules Gounon/ Daniel Keilwitz	1:19.462
9 Bentley Team Abt Andreas Weishaupt/ Jordan Lee Pepper	1:19.556
16 GRT Grasser-Racing-Team Luca Stolz/ Gerhard Tweraser	1:19.607
15 Phoenix Racing Markus Winkelhock/ Markus Pommer	1:19.712
55 Aust Motorsport Lukas Schreier/ Xavier Maassen	1:19.813
5 HB Racing WDS Bau Norbert Siedler/ Jaap van Lagen	1:19.924
99 Precote Herberth Motorsport Robert Renauer/ Martin Ragginger	1:20.186
44 Aust Motorsport Mikaela Ahlin-Kottulinsky/ Marco Bonanc	1:20.286
22 MRS GT-Racing Steve Feige/ Bas Schothorst	1:20.512
67 ADAC NSA Attempto Racing Team Daniel Zampieri/ Patric Niederhauser	1:20.524
32 Bonaldi Motorsport S.r.L Florian Spengler/ Emanuele Zonzini	1:21.196
6 HB Racing WDS Bau Elia Erhart/ Kelvin Snoeks	1:20.995

Following race director decision no. 59 - drop of 3 grid positions for car no. 8

Following race director decision no. 58 - drop of 3 grid positions for car no. 6

Publications Time:

Clerk of the course:

Time Keeping: