

# ADAC Formel 4

## Result List Qualifying Race



Provisional

**DMSB** Reg. Nr.: 116/16

Saturday, April 30, 2016 10:45:00



Sachsenring, Length: 3645m  
Air temperature: 17.82°C  
Track temperature: 18.51°C  
Weather condition: Dry

started : 14      classified : 13      not classified : 1

	Nr. Drivers		Sponsor	Laps	Total Time	Gap	Kph	Lap	Time	Kph
	Cl. Car		Competitor							
1	15	<b>M.Waldherr(DEU)</b> ADAC Formel 4 powered by Abarth	Lechner Racing	14	<b>21:15.680</b>		143.1	12	1:20.129	163.7
2	5	<b>L.Zendeli(DEU)</b> R ADAC Formel 4 powered by Abarth	ADAC Berlin-Brandenburg e.V.	14	<b>21:16.175</b>	0.495	143.2	7	1:20.151	163.7
3	8	<b>L.Engstler(DEU)</b> ADAC Formel 4 powered by Abarth	Liqui Moly Team Engstler	14	<b>21:27.115</b>	11.435	142.3	11	1:20.968	162.0
4	9	<b>R.Feller(CHE)</b> R ADAC Formel 4 powered by Abarth	ADAC Berlin-Brandenburg e.V.	14	<b>21:27.237</b>	11.557	142.1	13	1:21.022	161.9
5	3	<b>C.Schreiner(DEU)</b> ADAC Formel 4 powered by Abarth	US Racing	14	<b>21:29.552</b>	13.872	142.1	11	1:21.229	161.5
6	40	<b>L.Hoogenboom(NLD)</b> R ADAC Formel 4 powered by Abarth	Van Amersfoort Racing	14	<b>21:29.942</b>	14.262	142.3	11	1:21.258	161.4
7	19	<b>F.Scherer(CHE)</b> R ADAC Formel 4 powered by Abarth	Jenzer Motorsport	14	<b>21:30.632</b>	14.952	141.9	12	1:20.623	162.7
8	10	<b>A.Estner(DEU)</b> R ADAC Formel 4 powered by Abarth	RS Competition	14	<b>21:30.887</b>	15.207	142.3	11	1:21.310	161.3
9	13	<b>Y.Brandt(DEU)</b> R ADAC Formel 4 powered by Abarth	Lechner Racing	14	<b>21:31.157</b>	15.477	142.1	14	1:21.284	161.4
10	46	<b>M.Auricchio(DEU)</b> ADAC Formel 4 powered by Abarth	Team Timo Scheider GmbH	14	<b>21:34.193</b>	18.513	141.7	14	1:21.405	161.1
11	55	<b>M.Niederhauser(CHE)</b> ADAC Formel 4 powered by Abarth	Rennsport Rössler	14	<b>21:42.209</b>	26.529	140.9	13	1:22.333	159.3
12	27	<b>L.Gachot(GBR)</b> ADAC Formel 4 powered by Abarth	US Racing	14	<b>21:42.406</b>	26.726	140.7	10	1:21.215	161.5
13	23	<b>J.Hanses(DEU)</b> R ADAC Formel 4 powered by Abarth	Team Timo Scheider GmbH	14	<b>21:47.153</b>	31.473	140.2	9	1:20.824	162.3
<b>Not classified</b>										
	21	M.Halder(DEU) ADAC Formel 4 powered by Abarth	Liqui Moly Team Engstler	1	<b>1:30.409</b>	13 LAP		0		

Subject to final scrutineering!

Publications Time:

Clerk of the course:

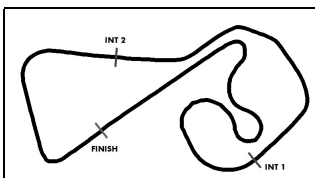
Time Keeping:

ver: 1.0

[www.adac.de/motorsport](http://www.adac.de/motorsport)

Page 1 / 1 printed: 30.4.2016 11:25

**CERTINA**  
S W I S S W A T C H E S



# ADAC Formel 4

## Lap Chart Qualifying Race

Provisional

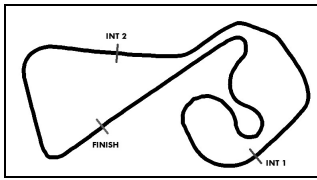


Sachsenring, Length: 3645 m

Saturday 30.April 2016 10:45

LapCha	1	2	3	4	5	6	7	8	9	10	11	12	13	14	15	16	17	18	19	20	21	22	23	24	25	26	27	28	29	30	31	32	33	34	35	36	37	38	39	40	41	42	43	44	45					
LAP 1	15	5	9	8	19	3	21	23	27	46	13	40	55	10																																				
LAP 2	15	5	9	8	3	13	40	10	55	46	27	19	23																																					
LAP 3	15	5	9	8	3	13	40	10	55	46	27	23	19																																					
LAP 4	15	5	9	8	3	13	40	10	55	46	27	23	19																																					
LAP 5	15	5	9	8	3	13	40	10	55	46	27	23	19																																					
LAP 6	15	5	8	9	3	13	40	10	55	46	19	27	23																																					
LAP 7	15	5	8	9	3	13	40	10	46	55	19	27	23																																					
LAP 8	15	5	8	9	3	13	40	10	46	19	55	27	23																																					
LAP 9	15	5	8	9	3	13	40	10	19	46	55	27	23																																					
LAP 10	15	5	8	9	3	13	40	10	19	46	55	27	23																																					
LAP 11	15	5	8	9	3	13	40	10	19	46	55	27	23																																					
LAP 12	15	5	8	9	3	13	40	10	19	46	55	27	23																																					
LAP 13	15	5	8	9	3	40	10	19	13	46	55	27	23																																					
LAP 14	15	5	8	9	3	40	19	10	13	46	55	27	23																																					

. - PIT STOP ' - LAP BEHIND



# ADAC Formel 4

## Sector List Qualifying Race



Provisional

**DMSB** Reg. Nr.: 116/16

Saturday, April 30, 2016 10:45:00



Sachsenring, Length: 3645m  
Air temperature: 17.82°C  
Track temperature: 18.51°C  
Weather condition: Dry

Lap	Time	SE1	SP1	SE2	SP2	SE3	SP3	TSP	Lap	Time	SE1	SP1	SE2	SP2	SE3	SP3	TSP
<b>3</b>	Schreiner, DEU							<b>theoretical besttime: 1:21.138</b>									
1	1:29.492	47.184		20.200		22.108	160	111	8	1:22.317	42.345		18.286		21.686	162	199
2	1:24.369	42.392		18.476		23.501	130	199	9	1:21.733	41.936		18.195		21.602	161	<b>202</b>
3	1:59.102	59.328		29.069		30.705	103	159	10	1:21.459	41.832		18.142		21.485	161	201
4	2:05.997	1:02.019		30.454		33.524	106	148	11	<b>1:21.229</b>	41.728		<b>18.084</b>		<b>21.417</b>	<b>162</b>	201
5	2:14.239	1:04.597		29.670		39.972	158	124	12	1:22.006	42.110		18.226		21.670	160	201
6	1:22.427	42.364		18.379		21.684	161	198	13	1:21.517	41.707		18.199		21.611	161	200
7	1:21.620	41.788		18.218		21.614	161	201	14	1:22.045	<b>41.637</b>		18.346		22.062	160	200

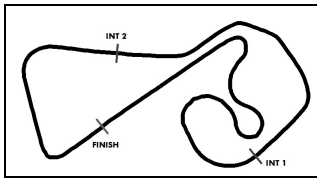
<b>5</b>	Zendeli, DEU							<b>theoretical besttime: 1:20.105</b>									
1	1:25.482	44.876		18.469		22.137	157	114	8	1:20.540	41.538		17.805		<b>21.197</b>	<b>159</b>	198
2	1:22.205	41.785		18.096		22.324	138	196	9	1:20.290	41.189		17.755		21.346	159	197
3	2:02.197	1:03.020		29.160		30.017	113	163	10	1:20.206	41.255		17.738		21.213	157	197
4	2:06.538	1:02.970		29.737		33.831	106	169	11	1:20.270	41.209		17.736		21.325	158	196
5	2:15.502	1:04.594		29.762		41.146	156	153	12	1:20.308	41.236		17.748		21.324	157	196
6	1:21.410	42.039		17.926		21.445	160	195	13	1:20.313	41.295		17.816		21.202	157	196
7	<b>1:20.151</b>	<b>41.189</b>		<b>17.719</b>		21.243	158	<b>198</b>	14	1:20.763	41.503		17.899		21.361	157	197

<b>8</b>	Engstler, DEU							<b>theoretical besttime: 1:20.968</b>									
1	1:28.474	47.294		19.413		21.767	162	130	8	1:21.994	42.048		18.354		21.592	164	198
2	1:21.966	41.720		18.393		21.853	135	<b>202</b>	9	1:21.618	41.726		18.276		21.616	160	201
3	2:01.529	1:01.456		29.177		30.896	112	140	10	1:21.364	41.665		18.162		21.537	162	200
4	2:05.961	1:02.173		30.278		33.510	98	174	11	<b>1:20.968</b>	<b>41.597</b>		<b>17.982</b>		<b>21.389</b>	<b>161</b>	200
5	2:14.540	1:04.492		29.779		40.269	159	132	12	1:21.345	41.732		18.041		21.572	161	201
6	1:21.708	42.152		18.094		21.462	161	197	13	1:21.221	41.616		18.061		21.544	161	201
7	1:22.571	41.752		18.461		22.358	155	201	14	1:21.856	42.077		18.161		21.618	160	201

<b>9</b>	Feller, CHE							<b>theoretical besttime: 1:20.940</b>									
1	1:27.283	46.512		18.918		21.853	161	118	8	1:22.050	42.002		18.380		21.668	163	197
2	1:21.819	41.781		18.340		21.698	148	198	9	1:21.602	41.705		18.304		21.593	162	<b>202</b>
3	2:01.530	1:02.127		29.118		30.285	117	158	10	1:21.454	41.700		18.203		21.551	161	201
4	2:06.462	1:02.902		30.092		33.468	103	160	11	1:21.353	41.783		18.059		21.511	162	201
5	2:15.276	1:04.729		29.864		40.683	157	168	12	1:21.129	41.656		18.063		<b>21.410</b>	<b>161</b>	200
6	1:22.585	42.619		18.368		21.598	162	197	13	<b>1:21.022</b>	41.618		<b>17.976</b>		21.428	163	201
7	1:22.101	<b>41.554</b>		18.091		22.456	151	200	14	1:21.571	41.997		18.135		21.439	164	201

<b>10</b>	Estner, DEU							<b>theoretical besttime: 1:21.216</b>									
1	1:32.332	49.319		20.392		22.621	164	120	8	1:21.790	42.166		18.042		21.582	163	201
2	1:28.026	44.999		18.850		24.177	126	<b>201</b>	9	1:21.882	42.140		18.206		21.536	163	201
3	1:55.426	55.825		28.731		30.870	95	143	10	1:21.552	42.007		18.083		21.462	165	200
4	2:05.710	1:01.530		29.888		34.292	99	129	11	<b>1:21.310</b>	41.975		18.003		<b>21.332</b>	<b>164</b>	200
5	2:13.190	1:04.098		29.032		40.060	163	143	12	1:21.731	<b>41.918</b>		18.278		21.535	165	200
6	1:22.573	42.696		18.336		21.541	165	198	13	1:21.823	42.353		<b>17.966</b>		21.504	163	198
7	1:21.429	41.945		18.005		21.479	164	201	14	1:22.113	41.948		17.994		22.171	160	198

<b>13</b>	Brandt, DEU							<b>theoretical besttime: 1:20.985</b>									
1	1:31.391	48.657		20.130		22.604	158	125	8	1:22.262	42.334		<b>18.083</b>		21.845	161	197
2	1:27.401	44.025		18.796		24.580	131	198	9	1:21.680	41.843		18.280		21.557	161	200
3	1:54.764	55.267		28.818		30.679	106	175	10	1:21.526	41.778		18.200		21.548	160	199
4	2:05.911	1:02.032		30.471		33.408	101	141	11	1:21.299	<b>41.689</b>		18.110		21.500	161	<b>200</b>
5	2:14.424	1:04.631		29.728		40.065	155	126	12	1:22.148	42.123		18.235		21.790	158	197
6	1:22.194	42.124		18.140		21.930	158	198	13	1:23.257	43.421		18.282		21.554	160	197
7	1:21.616	41.690		18.263		21.663	159	199	14	<b>1:21.284</b>	41.796		18.275		<b>21.213</b>	<b>160</b>	200



# ADAC Formel 4

## Sector List Qualifying Race



Provisional

**DMSB** Reg. Nr.: 116/16



Sachsenring, Length: 3645m  
 Air temperature: 17.82°C  
 Track temperature: 18.51°C  
 Weather condition: Dry

Saturday, April 30, 2016 10:45:00

Lap	Time	SE1	SP1	SE2	SP2	SE3	SP3	TSP	Lap	Time	SE1	SP1	SE2	SP2	SE3	SP3	TSP
<b>15</b>	Waldherr, DEU								<b>theoretical besttime: 1:20.081</b>								
1	1:23.709	44.325		17.952		21.432	160	104	8	1:20.268	41.479		17.655		<b>21.134</b>	<b>160</b>	197
2	1:22.015	41.816		17.632		22.567	128	196	9	1:20.415	41.539		17.667		21.209	159	<b>198</b>
3	2:02.821	1:03.857		28.903		30.061	117	147	10	1:20.213	41.421		<b>17.629</b>		21.163	160	197
4	2:06.574	1:03.359		29.657		33.558	117	178	11	1:20.299	41.418		17.653		21.228	159	197
5	2:16.012	1:04.808		30.156		41.048	156	138	12	<b>1:20.129</b>	<b>41.318</b>		17.630		21.181	160	197
6	1:20.974	41.759		17.759		21.456	159	195	13	1:20.815	41.490		17.818		21.507	158	197
7	1:20.676	41.515		17.746		21.415	159	196	14	1:20.760	41.561		17.788		21.411	158	197

<b>19</b>	Scherer, CHE								<b>theoretical besttime: 1:20.571</b>								
1	1:29.291	46.913		19.690		22.688	155	107	8	1:21.031	41.740		17.937		<b>21.354</b>	<b>162</b>	<b>202</b>
2	1:44.878	53.229		23.120		28.529		190	9	1:21.718	41.572		18.296		21.850	158	198
3	2:24.875	1:43.314		19.476		22.085	157		10	1:21.127	41.573		18.100		21.454	158	196
4	1:27.230	42.766		18.769		25.695	92	188	11	1:20.675	<b>41.327</b>		17.951		21.397	160	197
5	2:10.162	1:02.809		28.496		38.857	157	150	12	<b>1:20.623</b>	41.363		<b>17.890</b>		21.370	160	197
6	1:24.796	43.243		18.212		23.341	159	198	13	1:21.414	41.953		17.923		21.538	159	200
7	1:21.322	41.633		18.063		21.626	161	199	14	1:21.490	41.889		17.965		21.636	158	201

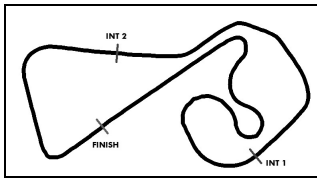
<b>21</b>	Halder, DEU								<b>theoretical besttime:</b>								
1	1:30.409	47.627		<b>19.999</b>		<b>22.783</b>	159	131	2								<b>196</b>

<b>23</b>	Hanses, DEU								<b>theoretical besttime: 1:20.767</b>								
1	1:30.445	48.285		19.635		22.525	152	120	8	1:21.137	41.942		17.827		21.368	160	198
2	1:46.577	58.674		20.903		27.000	115	194	9	<b>1:20.824</b>	<b>41.723</b>		17.755		21.346	161	197
3	1:41.630	44.529		26.742		30.359	91	177	10	1:21.277	41.887		17.906		21.484	160	199
4	2:06.036	1:02.278		29.257		34.501	100	125	11	1:20.939	41.866		<b>17.712</b>		21.361	159	198
5	2:11.432	1:03.772		28.376		39.284	160	161	12	1:21.303	41.896		17.890		21.517	159	<b>199</b>
6	1:40.806	43.269		18.362		39.175	154	198	13	1:21.038	41.944		17.762		<b>21.332</b>	<b>158</b>	198
7	1:21.816	42.439		17.989		21.388	160	195	14	1:21.893	41.838		18.123		21.932	156	198

<b>27</b>	Gachot, GBR								<b>theoretical besttime: 1:21.150</b>								
1	1:30.559	47.909		20.436		22.214	162	128	8	1:21.654	41.610		18.289		21.755	160	200
2	1:38.052	54.489		20.508		23.055	160	199	9	1:21.384	41.612		18.159		21.613	161	200
3	1:49.625	49.856		28.737		31.032	92	198	10	<b>1:21.215</b>	<b>41.506</b>		18.119		21.590	161	199
4	2:05.591	1:02.222		29.219		34.150	105	135	11	1:21.270	41.560		18.168		<b>21.542</b>	<b>161</b>	199
5	2:11.878	1:04.213		28.425		39.240	157	141	12	1:21.375	41.695		<b>18.102</b>		21.578	162	200
6	1:32.514	43.153		18.519		30.842	156	198	13	1:22.132	42.055		18.351		21.726	162	201
7	1:22.896	42.190		18.381		22.325	161	197	14	1:22.261	41.888		18.269		22.104	159	<b>202</b>

<b>40</b>	Hoogenboom, NLD								<b>theoretical besttime: 1:20.922</b>								
1	1:31.612	48.984		20.172		22.456	159	135	8	1:21.934	42.124		18.260		21.550	160	199
2	1:27.742	44.572		18.838		24.332	128	200	9	1:21.800	41.995		18.408		21.397	160	201
3	1:55.133	55.326		28.745		31.062	99	148	10	1:21.430	42.088		18.035		21.307	161	200
4	2:05.879	1:01.901		30.054		33.924	102	137	11	<b>1:21.258</b>	41.983		<b>17.921</b>		21.354	160	<b>201</b>
5	2:13.901	1:04.680		29.126		40.095	155	129	12	1:22.047	42.135		18.319		21.593	155	200
6	1:22.546	42.415		18.572		21.559	158	196	13	1:21.482	42.194		18.019		<b>21.269</b>	<b>159</b>	200
7	1:21.436	<b>41.732</b>		18.226		21.478	160	198	14	1:21.742	41.742		18.098		21.902	157	198

<b>46</b>	Auricchio, DEU								<b>theoretical besttime: 1:21.330</b>								
1	1:31.168	48.450		20.066		22.652	157	130	8	1:21.464	<b>41.746</b>		18.068		21.650	160	199
2	1:30.718	46.479		19.180		25.059	119	197	9	1:22.195	42.481		18.091		21.623	161	195
3	1:55.515	55.937		28.390		31.188	93	140	10	1:21.714	41.899		18.044		21.771	158	199
4	2:05.755	1:01.943		29.756		34.056	99	130	11	1:21.792	41.843		18.219		21.730	157	198
5	2:12.458	1:03.973		28.724		39.761	153	139	12	1:21.986	42.049		18.206		21.731	158	198
6	1:23.775	43.468		18.430		21.877	159	198	13	1:21.675	41.858		18.137		21.680	160	198
7	1:22.573	42.420		18.405		21.748	159	<b>200</b>	14	<b>1:21.405</b>	41.821		<b>17.984</b>		<b>21.600</b>	<b>158</b>	198



# ADAC Formel 4

## Sector List Qualifying Race



Provisional

**DMSB** Reg. Nr.: 116/16



Sachsenring, Length: 3645m  
 Air temperature: 17.82°C  
 Track temperature: 18.51°C  
 Weather condition: Dry

Saturday, April 30, 2016 10:45:00

Lap	Time	SE1	SP1	SE2	SP2	SE3	SP3	TSP	Lap	Time	SE1	SP1	SE2	SP2	SE3	SP3	TSP	
<b>55</b>		Niederhauser, CHE															<b>theoretical besttime: 1:22.073</b>	
1	1:31.955	49.123		20.276		22.556	152	128	8	1:23.331	42.718		18.514		22.099	155	<b>201</b>	
2	1:29.042	45.198		19.390		24.454	119	199	9	1:22.503	42.164		18.369		21.970	156	200	
3	1:55.576	56.097		28.518		30.961	94	144	10	1:23.340	42.361		18.835		22.144	154	200	
4	2:05.862	1:01.891		29.673		34.298	94	134	11	1:23.060	42.387		18.602		22.071	153	200	
5	2:12.888	1:04.010		28.564		40.314	150	139	12	1:22.642	42.256		18.421		21.965	155	194	
6	1:23.616	43.061		18.509		22.046	153	195	13	<b>1:22.333</b>	42.337		18.335		<b>21.661</b>	<b>153</b>	198	
7	1:23.403	42.549		18.574		22.280	152	196	14	1:22.658	<b>42.086</b>		<b>18.326</b>		22.246	151	198	