

ADAC TCR Germany

Result List Qualifying 1



Provisional

DMSB Reg. Nr.: 117/16

Amended
30.4.2016 - 9:21

Sachsenring, Length: 3645m

Air temperature: 13.2°C

Track temperature: 14.14°C

Weather condition: Dry

Saturday, April 30, 2016 8:00:00

started : 18 classified : 18 not classified : 0

Nr.	Drivers	Sponsor	Lap	Best Time	Gap	Diff	Kph	Day Time
Cl.	Car	Competitor						
1	41 S.Kirsch(DEU) Honda Civic TCR	ADAC Sachsen e.V.	4	1:28.580			148.1	8:07:54
2	22 H.Proczyk(AUT) SEAT Leon Cup Racer	HP Racing	7	1:28.626	0.046	0.046	148.0	8:14:25
3	10 A.Buri(FIN) SEAT Leon Cup Racer	LMS Racing	6	1:28.714	0.134	0.088	147.9	8:12:37
4	18 K.Jordan(DEU) VW Golf GTI TCR	H&R Spezialfedern	8	1:28.720	0.140	0.006	147.9	8:14:53
5	6 T.Zimmermann(DEU) VW Golf GTI TCR	Liqui Moly Team Engstler	4	1:28.795	0.215	0.075	147.7	8:08:42
6	99 J.Files(GBR) SEAT Leon Cup Racer	Target SRL	5	1:28.945	0.365	0.150	147.5	8:10:45
7	13 B.Leuchter(DEU) VW Golf GTI TCR	racing one	7	1:28.990	0.410	0.045	147.4	8:16:47
8	28 P.Eberle(CHE) SEAT Leon Cup Racer	STEIBEL MOTORSPORT	11	1:28.997	0.417	0.007	147.4	8:20:46
9	61 M.Dablender(AUT) SEAT Leon Cup Racer	SEAT AUSTRIA	8	1:29.080	0.500	0.083	147.3	8:14:29
10	77 R.Münnich(DEU) Honda Civic TCR	ALL-INKL.COM	8	1:29.099	0.519	0.019	147.2	8:14:37
11	11 J.Schmarl(AUT) SEAT Leon Cup Racer	Target SRL	9	1:29.229	0.649	0.130	147.0	8:16:59
12	34 B.Schouten(NLD) SEAT Leon Cup Racer	Bas Koeten Racing	11	1:29.317	0.737	0.088	146.9	8:18:55
13	66 R.Jost(CHE) SEAT Leon TCR	TOPCAR Sport	9	1:29.435	0.855	0.118	146.7	8:17:07
14	88 D.Fugel(DEU) J Honda Civic TCR	ADAC Sachsen e.V.	7	1:29.588	1.008	0.153	146.4	8:12:37
15	59 M.Beckhusen(DEU) J SEAT Leon Cup Racer	Target SRL	9	1:29.706	1.126	0.118	146.2	8:17:19
16	8 T.Lautenschlager(DEU) J VW Golf GTI TCR	Liqui Moly Team Engstler	7	1:29.792	1.212	0.086	146.1	8:15:13
17	5 D.Conrad(CHE) J VW Golf GTI TCR	Liqui Moly Team Engstler	10	1:31.177	2.597	1.385	143.9	8:20:09
18	67 K.Laaksonen(FIN) SEAT Leon Cup Racer	LMS Racing	9	1:31.977	3.397	0.800	142.6	8:19:29
Excluded								
	7 M.Halder(DEU) SEAT Leon Cup Racer	Liqui Moly Team Engstler	0					

Classification limit: 110% Time: 1:37.438

Following stewards decision no. 30 exclusion for car no. 7

Subject to final scrutineering!

Publications Time:

Clerk of the course:

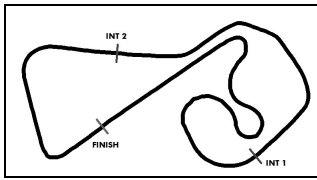
Time Keeping:

ver: 1.1

www.adac.de/motorsport

Page 1/ 1 printed: 30.4.2016 9:21

CERTINA
S W I S S W A T C H E S



ADAC TCR Germany



Sector List Qualifying 1

Provisional

DMSB Reg. Nr.: 117/16

Sachsenring, Length: 3645m
 Air temperature: 13.2°C
 Track temperature: 14.14°C
 Weather condition: Dry

Saturday, April 30, 2016 8:00:00

Lap	Time	SE1	SP1	SE2	SP2	SE3	SP3	TSP	Lap	Time	SE1	SP1	SE2	SP2	SE3	SP3	TSP
5	Conrad, CHE								theoretical besttime: 1:31.100								
1	2:40.057	1:36.302		32.406		31.349	131		6	1:32.155	47.191		20.832		24.132	151	194
2	1:51.949	51.927		24.532		35.490		179	7	1:34.395	47.631		22.611		24.153	150	195
3	4:49.691	4:02.204		22.198		25.289	150		8	1:31.686	46.606		21.074		24.006	150	195
4	1:33.721	48.029		21.115		24.577	148	194	9	1:32.032	47.095		20.681		24.256	150	195
5	1:32.051	47.372		20.595		24.084	149	194	10	1:31.177	46.611		20.488		24.078	149	195

6	Zimmermann, DEU								theoretical besttime: 1:28.630								
1	2:09.649	1:21.063		22.450		26.136	141		4	1:28.795	45.313		19.944		23.538	151	195
2	1:36.535	47.835		20.334		28.366		183	5	1:29.004	45.449		20.124		23.431	150	196
3	3:27.303	2:43.932		19.998		23.373	151		6	1:34.195	45.585		20.330		28.280		196

7	Halder, DEU								theoretical besttime: 1:29.301								
1	2:02.545	1:10.817		24.416		27.312	147		5	1:29.353	45.891		20.045		23.417	147	191
2	1:31.650	47.398		20.322		23.930	148	189	6	1:35.328	47.473		21.793		26.062	148	190
3	1:29.625	46.052		20.008		23.565	149	192	7	1:29.619	46.019		20.045		23.555	147	190
4	1:33.096	46.144		21.219		25.733	149	192	8	1:33.784	45.876		20.323		27.585		190

8	Lautenschlager, DEU								theoretical besttime: 1:29.576								
1	2:34.094	1:34.148		30.160		29.786	127		7	1:29.792	46.028		20.264		23.500	150	195
2	1:55.961	54.277		27.437		34.247		170	8	1:30.073	46.029		20.401		23.643	150	195
3	4:39.016	3:52.245		21.679		25.092	145		9	1:29.974	46.109		20.192		23.673	150	196
4	1:33.462	47.198		21.042		25.222	151	193	10	1:29.899	46.017		20.059		23.823	150	196
5	1:30.648	46.397		20.552		23.699	147	197	11	1:30.505	46.445		20.373		23.687	149	195
6	1:30.147	46.192		20.395		23.560	149	194									

10	Buri, FIN								theoretical besttime: 1:28.512								
1	2:17.018	1:26.547		24.222		26.249	145		6	1:28.714	45.345		19.973		23.396	150	195
2	1:41.909	50.112		22.116		29.681		190	7	1:35.466	51.727		20.252		23.487	151	197
3	4:11.013	3:26.893		20.442		23.678	150		8	1:28.798	45.200		19.916		23.682	150	195
4	1:29.235	45.784		19.955		23.496	151	194	9	1:37.363	48.352		20.848		28.163		193
5	1:29.085	45.522		20.150		23.413	150	195									

11	Schmarl, AUT								theoretical besttime: 1:29.022								
1	2:34.426	1:24.295		34.052		36.079			7	1:30.867	45.967		20.759		24.141	149	193
2	3:52.421	2:55.241		28.907		28.273	147		8	1:29.831	46.039		20.243		23.549	150	193
3	1:31.912	47.277		20.664		23.971	147	191	9	1:29.229	45.490		20.044		23.695	147	193
4	1:30.403	46.486		20.281		23.636	148	192	10	1:29.405	45.489		20.156		23.760	149	192
5	1:30.167	46.380		20.298		23.489	149	192	11	1:37.997	45.775		20.412		31.810		193
6	1:29.868	45.985		20.294		23.589	149	192									

13	Leuchter, DEU								theoretical besttime: 1:28.652								
1	3:03.791	2:03.528		28.471		31.792	149		6	6:03.925	5:17.337		19.849		26.739	150	
2	1:35.134	50.153		21.125		23.856	151	187	7	1:28.990	45.674		19.925		23.391	149	196
3	1:30.731	47.174		20.086		23.471	151	195	8	1:29.173	45.801		19.813		23.559	150	196
4	1:29.482	46.404		19.743		23.335	152	196	9	1:29.277	45.664		19.899		23.714	144	196
5	1:34.784	45.574		21.394		27.816		197	10	1:47.392	51.416		23.841		32.135		194

18	Jordan, DEU								theoretical besttime: 1:28.603								
1	1:51.962	1:02.758		23.757		25.447	150		6	3:49.254	3:02.974		21.944		24.336	153	
2	1:34.684	48.864		21.372		24.448	151	194	7	1:29.653	46.240		20.181		23.232	152	196
3	1:31.211	46.715		20.593		23.903	152	197	8	1:28.720	45.490		19.881		23.349	150	197
4	1:31.106	47.096		20.322		23.688	152	199	9	1:29.129	45.539		19.990		23.600	152	196
5	1:36.101	46.283		20.452		29.366		199	10	1:44.123	45.589		22.064		36.470		197



ADAC TCR Germany



Sector List Qualifying 1

Provisional

DMSB Reg. Nr.: 117/16

Sachsenring, Length: 3645m
 Air temperature: 13.2°C
 Track temperature: 14.14°C
 Weather condition: Dry

Saturday, April 30, 2016 8:00:00

Lap	Time	SE1	SP1	SE2	SP2	SE3	SP3	TSP	Lap	Time	SE1	SP1	SE2	SP2	SE3	SP3	TSP
22	Proczyk, AUT								theoretical besttime: 1:28.626								
1	2:10.557	1:18.815		24.164		27.578	142		5	1:31.697	47.648		20.456		23.593	150	192
2	1:36.535	50.266		21.625		24.644	148	178	6	1:29.232	45.912		20.040		23.280	150	194
3	1:37.703	48.144		21.269		28.290		191	7	1:28.626	45.629		19.801		23.196	150	194
4	4:30.509	3:41.823		23.279		25.407	148		8	1:44.006	51.471		21.592		30.943		194

28	Eberle, CHE								theoretical besttime: 1:28.660								
1	2:54.171	1:37.562		37.842		38.767	95		7	1:30.256	46.149		20.324		23.783	145	190
2	1:46.398	1:00.455		21.520		24.423	146	140	8	1:41.295	52.053		21.400		27.842		190
3	1:30.989	47.233		20.238		23.518	147	191	9	3:53.853	2:47.663		30.901		35.289	146	
4	1:29.557	46.104		20.030		23.423	148	192	10	1:29.660	46.562		19.807		23.291	147	190
5	1:30.325	45.643		20.915		23.767	146	193	11	1:28.997	45.835		19.726		23.436	147	192
6	1:30.247	46.054		20.263		23.930	145	191									

34	Schouten, NLD								theoretical besttime: 1:29.097								
1	1:50.350	58.870		23.160		28.320			7	1:29.464	46.041		20.036		23.387	147	190
2	3:26.007	2:40.482		21.467		24.058	147		8	1:29.422	45.886		20.197		23.339	148	191
3	1:30.735	46.972		20.129		23.634	145	191	9	1:35.447	47.735		20.990		26.722	147	192
4	1:30.029	46.497		20.106		23.426	149	190	10	1:34.311	47.718		22.744		23.849	148	192
5	1:29.853	46.049		20.103		23.701	147	192	11	1:29.317	46.034		19.872		23.411	145	191
6	1:29.722	46.125		20.051		23.546	145	193	12	1:41.451	45.991		20.414		35.046		191

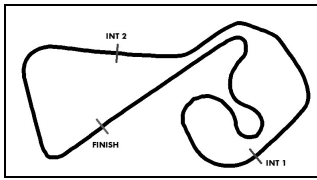
41	Kirsch, DEU								theoretical besttime: 1:28.580								
1	3:19.756	2:25.993		27.332		26.431	148		4	1:28.580	45.488		19.780		23.312	151	195
2	1:35.438	50.298		21.300		23.840	150	194	5	2:10.338	1:00.235		32.106		37.997		196
3	1:29.810	46.325		20.089		23.396	151	195									

59	Beckhusen, DEU								theoretical besttime: 1:29.618								
1	2:33.153	1:26.225		34.225		32.703	116		7	1:30.861	46.240		20.788		23.833	144	191
2	1:54.535	54.408		27.052		33.075		173	8	1:30.354	46.058		20.150		24.146	144	191
3	3:46.880	2:59.907		22.274		24.699	144		9	1:29.706	46.027		19.962		23.717	145	190
4	1:32.112	47.537		20.437		24.138	144	189	10	1:30.941	46.266		20.622		24.053	143	190
5	1:30.948	47.200		20.052		23.696	145	191	11	1:43.419	46.609		20.674		36.136		191
6	1:30.207	46.460		20.118		23.629	144	192									

61	Dablander, AUT								theoretical besttime: 1:29.056								
1	1:57.810	1:06.010		25.640		26.160	146		7	1:29.437	45.784		20.189		23.464	150	192
2	1:35.011	47.318		20.992		26.701	150	190	8	1:29.080	45.458		20.146		23.476	148	193
3	1:30.073	45.941		20.412		23.720	149	194	9	1:30.924	45.787		20.915		24.222	150	192
4	1:30.386	46.249		20.368		23.769	150	193	10	1:41.719	46.103		25.712		29.904	149	192
5	1:35.779	46.326		20.363		29.090		193	11	1:29.775	45.903		20.134		23.738	149	193
6	3:21.479	2:36.834		20.787		23.858	150		12	1:30.466	46.213		20.453		23.800	147	193

66	Jost, CHE								theoretical besttime: 1:29.035								
1	1:52.700	1:03.465		23.851		25.384	149		7	4:27.599	3:40.264		23.191		24.144	150	
2	1:35.746	48.723		21.170		25.853	152	194	8	1:30.903	46.808		20.637		23.458	150	194
3	1:31.470	47.541		20.310		23.619	151	198	9	1:29.435	46.290		19.837		23.308	150	196
4	1:30.033	46.455		20.052		23.526	151	196	10	1:33.626	47.939		21.108		24.579	151	196
5	1:30.328	46.276		20.431		23.621	150	198	11	1:29.514	45.890		20.075		23.549	151	198
6	1:38.376	47.964		21.867		28.545		195									

67	Laaksonen, FIN								theoretical besttime: 1:31.706								
1	2:47.038	1:38.578		30.956		37.504			6	1:32.964	47.637		21.067		24.260	146	191
2	5:44.176	4:53.469		24.905		25.802	141		7	1:32.667	47.922		20.835		23.910	150	190
3	1:36.747	50.238		21.904		24.605	146	188	8	1:32.070	47.022		20.786		24.262	144	193
4	1:36.334	50.396		21.266		24.672	140	189	9	1:31.977	47.289		20.790		23.898	145	190
5	1:34.684	47.841		22.312		24.531	148	188	10	1:32.292	47.072		21.212		24.008	146	190



ADAC TCR Germany



Sector List Qualifying 1

Provisional

DMSB Reg. Nr.: 117/16

Sachsenring, Length: 3645m
 Air temperature: 13.2°C
 Track temperature: 14.14°C
 Weather condition: Dry

Saturday, April 30, 2016 8:00:00

Lap	Time	SE1	SP1	SE2	SP2	SE3	SP3	TSP	Lap	Time	SE1	SP1	SE2	SP2	SE3	SP3	TSP
-----	------	-----	-----	-----	-----	-----	-----	-----	-----	------	-----	-----	-----	-----	-----	-----	-----

77 Münnich, DEU

theoretical besttime: 1:29.015

1	1:55.813	1:04.695		24.650		26.468	150		7	1:29.435	46.211		19.829		23.395	151	192
2	1:34.800	47.693		21.717		25.390	152	192	8	1:29.099	45.792		19.828		23.479	150	193
3	1:30.359	46.527		20.001		23.831	146	195	9	1:29.630	45.903		20.142		23.585	149	193
4	1:39.224	51.772		21.949		25.503	149	192	10	1:33.288	46.059					150	192
5	1:42.818	48.615		23.046		31.157		193	11	1:29.861	46.055		20.178		23.628	150	192
6	3:15.672	2:29.647		21.880		24.145	150		12	1:34.784	46.018		20.137		28.629		192

88 Fugel, DEU

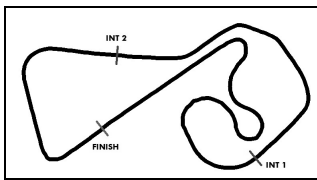
theoretical besttime: 1:29.232

1	3:21.696	2:27.288		27.530		26.878	150		7	1:29.588	45.703		20.293		23.592	150	195
2	1:35.113	49.634		21.278		24.201	151	194	8	1:47.559	54.464		23.643		29.452		195
3	1:34.538	48.627		20.655		25.256	153	196	9	4:00.030	3:15.847		20.402		23.781	151	
4	1:29.648	46.119		20.067		23.462	152	197	10	1:29.911	45.917		20.158		23.836	149	195
5	1:36.422	49.613		22.019		24.790	152	197	11	1:29.749	45.720		20.383		23.646	150	194
6	1:29.682	45.881		20.098		23.703	151	195									

99 Files, GBR

theoretical besttime: 1:28.781

1	2:12.755	1:16.953		25.057		30.745	140		5	1:28.945	45.667		19.965		23.313	148	191
2	1:42.967	51.934		22.439		28.594		184	6	1:29.170	45.503		19.994		23.673	141	192
3	3:50.303	3:04.336		21.907		24.060	145		7	1:34.380	49.107		21.204		24.069	147	189
4	1:30.203	46.209		20.341		23.653	147	189	8	1:47.869	48.283		27.940		31.646		190



ADAC TCR Germany

Result List Qualifying 2

Provisional



Sachsenring, Length: 3645m

Air temperature: 14.48°C

Track temperature: 14.36°C

Weather condition: Dry

DMSB Reg. Nr.: 117/16

Saturday, April 30, 2016 8:25:00

started : 12 classified : 12 not classified : 0

Nr.	Drivers	Sponsor	Lap	Best Time	Gap	Diff	Kph	Day Time
Cl.	Car	Competitor						
1	22 H.Proczyk(AUT) SEAT Leon Cup Racer	HP Racing	4	1:28.133			148.8	8:31:47
2	99 J.Files(GBR) SEAT Leon Cup Racer	Target SRL	3	1:28.227	0.094	0.094	148.7	8:29:57
3	41 S.Kirsch(DEU) Honda Civic TCR	ADAC Sachsen e.V.	2	1:28.442	0.309	0.215	148.3	8:29:50
4	6 T.Zimmermann(DEU) VW Golf GTI TCR	Liqui Moly Team Engstler	4	1:28.464	0.331	0.022	148.3	8:32:36
5	10 A.Buri(FIN) SEAT Leon Cup Racer	LMS Racing	3	1:28.539	0.406	0.075	148.2	8:31:53
6	13 B.Leuchter(DEU) VW Golf GTI TCR	racing one	3	1:28.644	0.511	0.105	148.0	8:31:00
7	11 J.Schmarl(AUT) SEAT Leon Cup Racer	Target SRL	3	1:28.689	0.556	0.045	147.9	8:30:12
8	18 K.Jordan(DEU) VW Golf GTI TCR	H&R Spezialfedern	4	1:28.911	0.778	0.222	147.5	8:31:22
9	61 M.Dablender(AUT) SEAT Leon Cup Racer	SEAT AUSTRIA	4	1:29.058	0.925	0.147	147.3	8:31:49
10	77 R.Münnich(DEU) Honda Civic TCR	ALL-INKL.COM	3	1:29.160	1.027	0.102	147.1	8:30:07
11	34 B.Schouten(NLD) SEAT Leon Cup Racer	Bas Koeten Racing	5	1:29.198	1.065	0.038	147.1	8:33:04
12	28 P.Eberle(CHE) SEAT Leon Cup Racer	STEIBEL MOTORSPORT	4	1:29.241	1.108	0.043	147.0	8:32:05

Subject to final scrutineering!

Publications Time:

Clerk of the course:

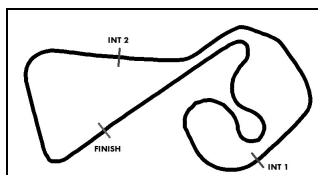
Time Keeping:

ver: 1.0

www.adac.de/motorsport

Page 1/ 1 printed: 30.4.2016 8:37

CERTINA
S W I S S W A T C H E S



ADAC TCR Germany



Sector List Qualifying 2

Provisional

Sachsenring, Length: 3645m

Air temperature: 14.48°C

Track temperature: 14.36°C

Weather condition: Dry

DMSB Reg. Nr.: 117/16

Saturday, April 30, 2016 8:25:00

Lap	Time	SE1	SP1	SE2	SP2	SE3	SP3	TSP	Lap	Time	SE1	SP1	SE2	SP2	SE3	SP3	TSP
6	Zimmermann, DEU								theoretical besttime: 1:28.247								
1	3:05.572	2:07.685		25.715		32.172	129		4	1:28.464	45.246		19.785		23.433	149	197
2	1:32.954	48.694		21.018		23.242	151	170	5	1:28.855	45.494		19.896		23.465	149	196
3	1:28.654	45.653		19.762		23.239	151	196	6	1:36.697	45.615		21.421		29.661		195

10	Buri, FIN								theoretical besttime: 1:28.073								
1	3:55.151	3:05.770		22.458		26.923	149		4	1:28.619	45.205		19.676		23.738	149	195
2	1:29.566	46.310		20.055		23.201	151	194	5	1:33.431	45.282		22.467		25.682	148	196
3	1:28.539	45.196		19.864		23.479	149	194	6	1:28.797	45.397		19.953		23.447	148	193

11	Schmarl, AUT								theoretical besttime: 1:28.601								
1	2:09.846	1:15.301		29.169		25.376	147		5	1:29.428	45.535		20.189		23.704	149	193
2	1:33.157	46.585		20.473		26.099	149	191	6	1:28.932	45.316		20.051		23.565	149	193
3	1:28.689	45.404		19.864		23.421	150	193	7	1:37.551	45.355		20.060		32.136		193
4	1:29.252	45.418		20.164		23.670	149	194									

13	Leuchter, DEU								theoretical besttime: 1:28.447								
1	3:00.433	2:11.331		23.659		25.443	149		4	1:33.327	48.311		21.304		23.712	150	196
2	1:30.508	46.635		20.440		23.433	151	194	5	1:28.731	45.273		19.769		23.689	145	196
3	1:28.644	45.350		19.889		23.405	150	196	6	1:35.205	45.696		21.513		27.996		193

18	Jordan, DEU								theoretical besttime: 1:28.715								
1	1:54.959	1:01.729		29.061		24.169	151		5	1:28.938	45.438		20.078		23.422	151	196
2	1:29.249	45.957		19.926		23.366	152	196	6	1:32.946	47.332		21.867		23.747	152	196
3	1:28.997	45.498		19.911		23.588	152	196	7	1:45.963	45.681		20.141		40.141		198
4	1:28.911	45.468		20.056		23.387	151	197									

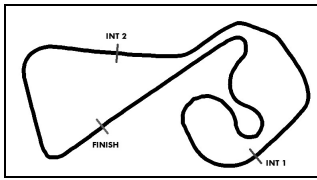
22	Proczyk, AUT								theoretical besttime: 1:28.133								
1	2:16.888	1:25.122		23.368		28.398	142		5	1:31.722	45.807		20.985		24.930	151	194
2	1:32.610	48.429		20.539		23.642	150	188	6	1:35.425	46.147		20.569		28.709	139	194
3	1:29.023	45.885		19.976		23.162	151	194	7	2:15.240	56.762		33.927		44.551	107	146
4	1:28.133	45.432		19.546		23.155	150	195									

28	Eberle, CHE								theoretical besttime: 1:28.928								
1	2:29.087	1:33.944		29.024		26.119	147		4	1:29.241	45.684		20.004		23.553	147	191
2	1:29.258	45.614		20.244		23.400	148	191	5	1:32.644	45.561		19.967		27.116		191
3	1:37.079	45.780		22.779		28.520	146	193	6	2:32.206	1:48.624		20.053		23.529	147	

34	Schouten, NLD								theoretical besttime: 1:28.980								
1	2:03.580	1:16.106		23.317		24.157	147		5	1:29.198	45.720		20.199		23.279	148	192
2	1:30.927	46.868		20.494		23.565	148	192	6	1:31.481	47.817		20.233		23.431	147	191
3	1:30.849	45.855		21.457		23.537	149	192	7	1:29.270	45.871		20.107		23.292	147	191
4	1:29.310	45.970		19.981		23.359	148	191									

41	Kirsch, DEU								theoretical besttime: 1:28.101								
1	3:21.134	2:30.270		26.348		24.516	151		4	1:28.641	45.472		19.788		23.381	150	195
2	1:28.442	45.549		19.756		23.137	152	194	5	1:29.136	45.475		19.933		23.728	147	194
3	1:28.596	45.274		19.690		23.632	150	195	6	1:56.683	52.839		26.658		37.186		163

61	Dablander, AUT								theoretical besttime: 1:28.902								
1	2:19.971	1:28.851		24.186		26.934	146		5	1:30.643	46.302		20.379		23.962	150	194
2	1:31.179	46.352		21.106		23.721	151	189	6	1:29.938	45.747		20.437		23.754	148	194
3	1:29.081	45.560		20.112		23.409	148	194	7	1:29.954	45.994		20.310		23.650	147	192
4	1:29.058	45.381		20.122		23.555	150	194									



ADAC TCR Germany

Sector List Qualifying 2

Provisional



Sachsenring, Length: 3645m

Air temperature: 14.48°C

Track temperature: 14.36°C

Weather condition: Dry

DMSB Reg. Nr.: 117/16

Saturday, April 30, 2016 8:25:00

Lap	Time	SE1	SP1	SE2	SP2	SE3	SP3	TSP	Lap	Time	SE1	SP1	SE2	SP2	SE3	SP3	TSP
77	Münnich, DEU								theoretical besttime: 1:28.980								
1	2:01.363	1:04.088		28.391		28.884	150		5	1:29.282	45.571		20.188		23.523	150	194
2	1:36.257	46.908		22.651		26.698	151	192	6	1:29.819	45.970		20.156		23.693	151	193
3	1:29.160	45.719		19.886		23.555	150	194	7	1:46.241	50.136		26.157		29.948	93	193
4	1:37.201	49.122		21.051		27.028	151	193									

99	Files, GBR								theoretical besttime: 1:28.227								
1	1:56.853	1:08.828		23.472		24.553	148		4	1:33.661	45.449		21.596		26.616	150	193
2	1:31.603	46.981		20.722		23.900	149	190	5	1:33.219	45.400		19.839		27.980		191
3	1:28.227	45.395		19.602		23.230	148	193									



ADAC TCR Germany

Combined Qualifying 2



Provisional

DMSB Reg. Nr.: 117/16

Amended
30.4.2016 - 9:23

Sachsenring, Length: 3645m
Air temperature: 14.48°C
Track temperature: 14.36°C
Weather condition: Dry

Saturday, April 30, 2016 8:25:00

started : **classified :** **not classified :**

Nr.	Drivers	Team	Time 1	Lap	Time 2	Lap
Cl.	Car	Entrant				
1	22 H.Proczyk(AUT) SEAT Leon Cup Racer	HP Racing HP Racing	1:28.626	7	1:28.133	4
2	99 J.Files(GBR) SEAT Leon Cup Racer	Target Competition 1 Target SRL	1:28.945	5	1:28.227	3
3	41 S.Kirsch(DEU) Honda Civic TCR	Honda Team ADAC ADAC Sachsen e.V.	1:28.580	4	1:28.442	2
4	6 T.Zimmermann(DEU) VW Golf GTI TCR	Junior Team Engstler Liqui Moly Team Engstler	1:28.795	4	1:28.464	4
5	10 A.Buri(FIN) SEAT Leon Cup Racer	LMS Racing LMS Racing	1:28.714	6	1:28.539	3
6	13 B.Leuchter(DEU) VW Golf GTI TCR	racing one racing one	1:28.990	7	1:28.644	3
7	11 J.Schmarl(AUT) SEAT Leon Cup Racer	Target Competition 1 Target SRL	1:29.229	9	1:28.689	3
8	18 K.Jordan(DEU) VW Golf GTI TCR	JBR Motorsport H&R Spezialfedern	1:28.720	8	1:28.911	4
9	61 M.Dablender(AUT) SEAT Leon Cup Racer	Wolf-Power Racing SEAT AUSTRIA	1:29.080	8	1:29.058	4
10	77 R.Münnich(DEU) Honda Civic TCR	ALL-INKL.COM ALL-INKL.COM	1:29.099	8	1:29.160	3
11	34 B.Schouten(NLD) SEAT Leon Cup Racer	Bas Koeten Racing Bas Koeten Racing	1:29.317	11	1:29.198	5
12	28 P.Eberle(CHE) SEAT Leon Cup Racer	Steibel Motorsport STEIBEL MOTORSPORT	1:28.997	11	1:29.241	4
13	66 R.Jost(CHE) SEAT Leon TCR	TOPCAR Sport TOPCAR Sport	1:29.435	9		
14	88 D.Fugel(DEU) J Honda Civic TCR	Honda Team ADAC ADAC Sachsen e.V.	1:29.588	7		
15	59 M.Beckhusen(DEU) J SEAT Leon Cup Racer	Target Competition 2 Target SRL	1:29.706	9		
16	8 T.Lautenschlager(DEU) J VW Golf GTI TCR	Junior Team Engstler Liqui Moly Team Engstler	1:29.792	7		
17	5 D.Conrad(CHE) J VW Golf GTI TCR	Liqui Moly Team Engstler Liqui Moly Team Engstler	1:31.177	10		
18	67 K.Laaksonen(FIN) SEAT Leon Cup Racer	LMS Racing LMS Racing	1:31.977	9		
	7 M.Halder(DEU) SEAT Leon Cup Racer	Liqui Moly Team Engstler Liqui Moly Team Engstler				

Following stewards decision no. 30 exclusion for car no. 7

Subject to final scrutineering!

Publications Time:

Clerk of the course:

Time Keeping:



ADAC TCR Germany

Start Grid Race 1

Provisional



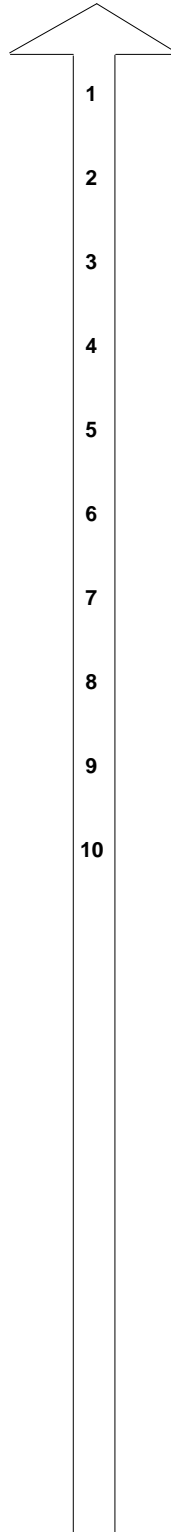
Sachsenring, Length: 3645m

DMSB Reg. Nr.: 117/16

Saturday, April 30, 2016 12:00:00

POLE POSITION

22	HP Racing Harald Proczyk	1:28.133
41	ADAC Sachsen e.V. Steve Kirsch	1:28.442
10	LMS Racing Antti Buri	1:28.539
11	Target SRL Jürgen Schmarl	1:28.689
61	SEAT AUSTRIA Mario Dablander	1:29.058
34	Bas Koeten Racing Bas Schouten	1:29.198
66	TOPCAR Sport Ronny Jost	
59	Target SRL Mike Beckhusen	
5	Liqui Moly Team Engstler Daniel Conrad	
7	Liqui Moly Team Engstler Mike Halder	



99	Target SRL Josh Files	1:28.227
6	Liqui Moly Team Engstler Tim Zimmermann	1:28.464
13	racing one Benjamin Leuchter	1:28.644
18	H&R Spezialfedern Kai Jordan	1:28.911
77	ALL-INKL.COM Rene Münnich	1:29.160
28	STEIBEL MOTORSPORT Pascal Eberle	1:29.241
88	ADAC Sachsen e.V. Dominik Fugel	
8	Liqui Moly Team Engstler Tom Lautenschlager	
67	LMS Racing Kari-Pekka Laaksonen	

Publications Time:

Clerk of the course:

Time Keeping: