



ADAC Formel 4

Result List Qualifying Gruppe A



Provisional

DMSB Reg. Nr.: 116/16



Sachsenring, Length: 3645m
Air temperature: 13.87°C
Track temperature: 20.56°C
Weather condition: Dry

Friday, April 29, 2016 17:15:00

started : 18 classified : 18 not classified : 0

Nr.	Drivers	Sponsor	Lap	Best Time	Gap	Diff	Kph	Day Time
Cl.	Car	Competitor						
1	28 K.Schramm(DEU) ADAC Formel 4 powered by Abarth	US Racing	12	1:18.830			166.4	17:33:41
2	29 M.Schumacher(DEU) ADAC Formel 4 powered by Abarth	Prema Powerteam	13	1:18.967	0.137	0.137	166.1	17:34:39
3	2 J.Fittje(DEU) ADAC Formel 4 powered by Abarth	US Racing	12	1:19.044	0.214	0.077	166.0	17:34:10
4	80 F.Drugovich(AUT) R ADAC Formel 4 powered by Abarth	Neuhauser Racing	13	1:19.458	0.628	0.414	165.1	17:34:57
5	35 K.Laliberte(FRA) ADAC Formel 4 powered by Abarth	Van Amersfoort Racing	13	1:19.597	0.767	0.139	164.8	17:35:21
6	33 J.Aberdein(ZAF) R ADAC Formel 4 powered by Abarth	Motopark	14	1:19.789	0.959	0.192	164.4	17:35:20
7	99 S.Flörsch(DEU) ADAC Formel 4 powered by Abarth	Motopark	11	1:19.802	0.972	0.013	164.4	17:32:28
8	20 K.Kratz(DEU) ADAC Formel 4 powered by Abarth	Jenzer Motorsport	13	1:19.872	1.042	0.070	164.2	17:35:18
9	25 M.Müller-Crepon(CHE) ADAC Formel 4 powered by Abarth	Van Amersfoort Racing	11	1:19.885	1.055	0.013	164.2	17:32:46
10	14 T.Preining(AUT) ADAC Formel 4 powered by Abarth	Lechner Racing	11	1:19.893	1.063	0.008	164.2	17:32:17
11	30 K.Gulbrandsen(NOR) R ADAC Formel 4 powered by Abarth	Team Timo Scheider GmbH	5	1:20.006	1.176	0.113	164.0	17:22:43
12	15 M.Waldherr(DEU) ADAC Formel 4 powered by Abarth	Lechner Racing	11	1:20.440	1.610	0.434	163.1	17:31:34
13	3 C.Schreiner(DEU) ADAC Formel 4 powered by Abarth	US Racing	14	1:20.718	1.888	0.278	162.5	17:34:47
14	9 R.Feller(CHE) R ADAC Formel 4 powered by Abarth	ADAC Berlin-Brandenburg e.V.	14	1:20.746	1.916	0.028	162.5	17:34:41
15	10 A.Estner(DEU) R ADAC Formel 4 powered by Abarth	RS Competition	8	1:20.786	1.956	0.040	162.4	17:26:19
16	13 Y.Brandt(DEU) R ADAC Formel 4 powered by Abarth	Lechner Racing	7	1:21.059	2.229	0.273	161.8	17:24:52
17	21 M.Halder(DEU) ADAC Formel 4 powered by Abarth	Liqui Moly Team Engstler	9	1:21.259	2.429	0.200	161.4	17:28:03
18	55 M.Niederhauser(CHE) ADAC Formel 4 powered by Abarth	Rennsport Rössler	13	1:22.190	3.360	0.931	159.6	17:35:15

Classification limit: 110% Time: 1:26.713

Subject to final scrutineering!

Publications Time:

Clerk of the course:

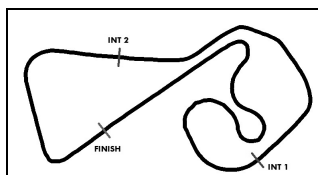
Time Keeping:

ver: 1.0

www.adac.de/motorsport

Page 1/ 1 printed: 29.4.2016 17:38

CERTINA
S W I S S W A T C H E S



ADAC Formel 4

Result List Qualifying Gruppe A 2nd Best Time



Provisional

DMSB Reg. Nr.: 116/16



Sachsenring, Length: 3645m

Air temperature: 13.87°C

Track temperature: 20.56°C

Weather condition: Dry

Friday, April 29, 2016 17:15:00

started : 18 classified : 18 not classified : 0

Nr.	Drivers	Sponsor	Lap	Best Time	Gap	Diff	Kph	Day Time
Cl.	Car	Competitor						
1	29 M.Schumacher(DEU) ADAC Formel 4 powered by Abarth	Prema Powerteam	11	1:19.148			165.7	17:31:56
2	2 J.Fittje(DEU) ADAC Formel 4 powered by Abarth	US Racing	11	1:19.186	0.038	0.038	165.7	17:32:51
3	28 K.Schramm(DEU) ADAC Formel 4 powered by Abarth	US Racing	10	1:19.209	0.061	0.023	165.6	17:30:58
4	35 K.Laliberte(FRA) ADAC Formel 4 powered by Abarth	Van Amersfoort Racing	12	1:19.763	0.615	0.554	164.5	17:34:02
5	33 J.Aberdein(ZAF) R ADAC Formel 4 powered by Abarth	Motopark	7	1:19.838	0.690	0.075	164.3	17:25:50
6	80 F.Drugovich(AUT) R ADAC Formel 4 powered by Abarth	Neuhauser Racing	9	1:19.850	0.702	0.012	164.3	17:27:59
7	99 S.Flörsch(DEU) ADAC Formel 4 powered by Abarth	Motopark	12	1:19.900	0.752	0.050	164.2	17:33:48
8	14 T.Preining(AUT) ADAC Formel 4 powered by Abarth	Lechner Racing	13	1:19.932	0.784	0.032	164.1	17:35:03
9	25 M.Müller-Crepon(CHE) ADAC Formel 4 powered by Abarth	Van Amersfoort Racing	13	1:19.988	0.840	0.056	164.0	17:35:26
10	20 K.Kratz(DEU) ADAC Formel 4 powered by Abarth	Jenzer Motorsport	12	1:20.036	0.888	0.048	163.9	17:33:59
11	30 K.Gulbrandsen(NOR) R ADAC Formel 4 powered by Abarth	Team Timo Scheider GmbH	9	1:20.227	1.079	0.191	163.5	17:28:06
12	15 M.Waldherr(DEU) ADAC Formel 4 powered by Abarth	Lechner Racing	13	1:20.454	1.306	0.227	163.0	17:34:15
13	9 R.Feller(CHE) R ADAC Formel 4 powered by Abarth	ADAC Berlin-Brandenburg e.V.	11	1:20.792	1.644	0.338	162.4	17:30:39
14	3 C.Schreiner(DEU) ADAC Formel 4 powered by Abarth	US Racing	12	1:20.845	1.697	0.053	162.3	17:32:05
15	10 A.Estner(DEU) R ADAC Formel 4 powered by Abarth	RS Competition	9	1:20.866	1.718	0.021	162.2	17:27:40
16	13 Y.Brandt(DEU) R ADAC Formel 4 powered by Abarth	Lechner Racing	8	1:21.086	1.938	0.220	161.8	17:26:14
17	21 M.Halder(DEU) ADAC Formel 4 powered by Abarth	Liqui Moly Team Engstler	8	1:21.485	2.337	0.399	161.0	17:26:42
18	55 M.Niederhauser(CHE) ADAC Formel 4 powered by Abarth	Rennsport Rössler	11	1:22.229	3.081	0.744	159.5	17:32:31

Subject to final scrutineering!

Publications Time:

Clerk of the course:

Time Keeping:

ver: 1.0

www.adac.de/motorsport

Page 1/ 1 printed: 29.4.2016 19:11

CERTINA
S W I S S W A T C H E S



ADAC Formel 4

Sector List Qualifying Gruppe A



Provisional

DMSB Reg. Nr.: 116/16



Sachsenring, Length: 3645m
Air temperature: 13.87°C
Track temperature: 20.56°C
Weather condition: Dry

Friday, April 29, 2016 17:15:00

Lap	Time	SE1	SP1	SE2	SP2	SE3	SP3	TSP	Lap	Time	SE1	SP1	SE2	SP2	SE3	SP3	TSP
2	Fittje, DEU								theoretical besttime: 1:18.948								
1	1:34.088	50.842		20.085		23.161	157		8	4:01.370	3:18.175		20.114		23.081	158	
2	1:23.459	42.791		18.668		22.000	161	177	9	1:26.127	45.283		18.898		21.946	160	194
3	1:20.318	41.155		17.747		21.416	161	200	10	1:19.606	40.947		17.572		21.087	162	200
4	1:20.447	40.848		17.957		21.642	160	202	11	1:19.186	40.777		17.438		20.971	163	201
5	1:19.810	40.866		17.684		21.260	161	201	12	1:19.044	40.680		17.534		20.830	162	202
6	1:19.946	40.979		17.643		21.324	160	201	13	1:19.204	40.723		17.476		21.005	161	202
7	1:26.604	41.275		18.605		26.724		201									

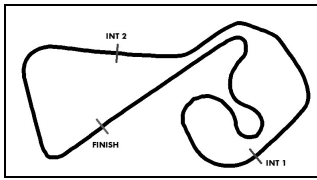
3	Schreiner, DEU								theoretical besttime: 1:20.662								
1	1:52.454	1:03.524		22.972		25.958	154		9	1:21.114	41.452		18.097		21.565	160	201
2	1:29.560	46.630		20.057		22.873	160	170	10	1:27.606	42.218		21.912		23.476	160	201
3	1:23.425	42.793		18.615		22.017	160	200	11	1:20.974	41.486		18.048		21.440	160	201
4	1:22.211	42.211		18.203		21.797	161	201	12	1:20.845	41.380		18.024		21.441	160	201
5	1:21.853	41.885		18.168		21.800	162	201	13	1:21.371	41.460		18.454		21.457	161	201
6	1:21.542	41.695		18.085		21.762	160	200	14	1:20.718	41.368		18.053		21.297	162	201
7	1:21.676	41.730		18.258		21.688	160	201	15	1:29.752	41.401		23.194		25.157	155	201
8	1:21.061	41.555		17.997		21.509	160	201									

9	Feller, CHE								theoretical besttime: 1:20.574								
1	1:59.496	1:15.873		20.652		22.971	162		9	1:21.279	41.473		18.090		21.716	159	202
2	1:24.852	43.893		18.913		22.046	157	201	10	1:22.255	41.764		18.873		21.618	163	202
3	1:22.263	42.129		18.355		21.779	160	201	11	1:20.792	41.369		18.210		21.213	162	199
4	1:21.783	41.677		18.372		21.734	160	202	12	1:21.018	41.500		18.206		21.312	164	200
5	1:21.678	41.610		18.292		21.776	165	204	13	1:20.822	41.334		18.108		21.380	162	201
6	1:21.457	41.645		18.181		21.631	163	199	14	1:20.746	41.303		18.113		21.330	164	202
7	1:21.611	41.778		18.116		21.717	163	202	15	1:22.064	41.533		18.757		21.774	163	200
8	1:21.145	41.587		18.058		21.500	163	201									

10	Estner, DEU								theoretical besttime: 1:20.687								
1	1:47.760	1:03.750		20.839		23.171	158		9	1:20.866	41.468		17.937		21.461	165	200
2	1:24.084	43.566		18.555		21.963	166	185	10	1:21.133	41.587		18.017		21.529	157	199
3	1:21.759	42.080		18.189		21.490	166	199	11	1:21.379	41.614		18.003		21.762	166	199
4	1:21.515	41.898		18.089		21.528	165	200	12	1:21.746	42.035		17.968		21.743	164	199
5	1:20.906	41.512		17.978		21.416	168	200	13	1:20.915	41.539		17.878		21.498	166	198
6	1:20.898	41.408		17.975		21.515	164	200	14	1:21.290	41.676		18.021		21.593	164	199
7	1:21.002	41.555		17.916		21.531	164	200	15	1:29.938	44.013		21.673		24.252	154	198
8	1:20.786	41.470		17.915		21.401	168	199									

13	Brandt, DEU								theoretical besttime: 1:20.838								
1	1:41.591	59.164		19.983		22.444	158		8	1:21.086	41.558		18.025		21.503	159	198
2	1:23.746	43.089		18.601		22.056	160	191	9	1:26.220	41.639		18.255		26.326		198
3	1:21.881	42.227		18.117		21.537	159	200	10	4:05.993	3:25.641		18.428		21.924	158	
4	1:21.169	41.685		17.974		21.510	160	198	11	1:21.672	41.877		18.212		21.583	159	198
5	1:21.243	41.815		18.039		21.389	161	199	12	1:21.104	41.711		18.087		21.306	160	198
6	1:21.462	41.582		18.302		21.578	157	199	13	1:30.319	42.439		21.426		26.454	134	199
7	1:21.059	41.568		18.095		21.396	160	198									

14	Preining, AUT								theoretical besttime: 1:19.842								
1	1:39.176	58.152		18.881		22.143	157		8	1:31.107	41.987		21.404		27.716		198
2	1:22.010	42.326		18.104		21.580	161	193	9	3:22.289	2:41.503		17.928		22.858	161	
3	1:20.561	41.631		17.745		21.185	160	199	10	1:20.123	41.182		17.753		21.188	160	199
4	1:20.060	41.254		17.668		21.138	160	200	11	1:19.893	41.143		17.669		21.081	160	197
5	1:21.316	41.238		18.528		21.550	163	200	12	1:26.137	44.474		18.571		23.092	161	197
6	1:20.020	41.143		17.725		21.152	160	201	13	1:19.932	41.093		17.673		21.166	160	199
7	1:20.124	41.228		17.726		21.170	159	198									



ADAC Formel 4

Sector List Qualifying Gruppe A



Provisional

DMSB Reg. Nr.: 116/16



Sachsenring, Length: 3645m
 Air temperature: 13.87°C
 Track temperature: 20.56°C
 Weather condition: Dry

Friday, April 29, 2016 17:15:00

Lap	Time	SE1	SP1	SE2	SP2	SE3	SP3	TSP	Lap	Time	SE1	SP1	SE2	SP2	SE3	SP3	TSP
15 Waldherr, DEU									theoretical besttime: 1:20.272								
1	2:02.158	1:19.209		20.408		22.541	158		8	1:50.796	58.549		28.291		23.956	157	156
2	1:29.447	45.007		22.320		22.120	158	197	9	1:34.433	51.321		20.384		22.728	159	198
3	1:22.691	42.087		18.028		22.576	158	198	10	1:25.958	45.915		18.425		21.618	160	198
4	1:20.964	41.771		17.822		21.371	161	199	11	1:20.440	41.395		17.699		21.346	161	200
5	1:20.965	41.356		17.926		21.683	161	201	12	1:20.580	41.240		17.919		21.421	160	199
6	1:20.684	41.446		17.786		21.452	160	199	13	1:20.454	41.422		17.699		21.333	160	198
7	1:24.898	41.441		17.731		25.726	132	200	14	1:24.965	41.345		17.730		25.890		199

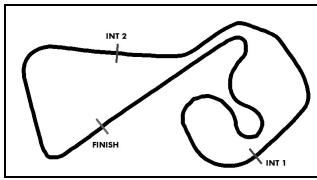
20 Kratz, DEU									theoretical besttime: 1:19.796								
1	2:14.012	1:28.942		20.025		25.045	158		8	1:23.011	43.054		18.682		21.275	160	199
2	1:23.930	43.109		18.615		22.206	160	191	9	1:27.213	43.254		18.454		25.505		199
3	1:21.369	41.800		18.095		21.474	161	200	10	3:00.739	2:18.394		19.432		22.913	160	
4	1:20.815	41.349		17.901		21.565	161	201	11	1:21.460	42.124		18.008		21.328	161	200
5	1:20.585	41.388		17.964		21.233	162	201	12	1:20.036	41.164		17.730		21.142	161	200
6	1:24.518	41.281		19.450		23.787	160	200	13	1:19.872	41.110		17.544		21.218	160	200
7	1:20.636	41.253		17.950		21.433	159	200									

21 Halder, DEU									theoretical besttime: 1:21.100								
1	1:58.893	1:15.500		20.513		22.880	157		9	1:21.259	41.432		18.102		21.725	156	197
2	1:26.210	45.441		18.766		22.003	161	198	10	1:22.066	41.808		18.253		22.005	158	197
3	1:22.515	42.198		18.320		21.997	160	200	11	1:21.827	41.863		18.223		21.741	160	197
4	1:22.425	41.846		18.574		22.005	160	199	12	1:22.088	41.662		18.141		22.285	157	197
5	1:26.492	45.780		18.463		22.249	160	195	13	1:24.015	42.611		18.814		22.590	134	197
6	1:21.670	41.824		18.068		21.778	157	201	14	1:22.233	42.528		18.105		21.600	159	186
7	1:21.759	41.592		18.150		22.017	156	197	15	1:21.997	41.532		18.348		22.117	156	197
8	1:21.485	41.588		18.286		21.611	159	196									

25 Müller-Crepon, CHE									theoretical besttime: 1:19.881								
1	1:57.737	1:15.016		20.269		22.452	158		8	3:16.300	2:33.305		20.368		22.627	157	
2	1:38.531	51.769		24.813		21.949	157	197	9	1:22.798	41.971		19.110		21.717	161	194
3	1:21.296	41.952		17.847		21.497	160	197	10	1:20.523	41.173		18.150		21.200	160	199
4	1:21.009	41.484		18.058		21.467	160	199	11	1:19.885	41.047		17.712		21.126	161	199
5	1:20.646	41.518		17.879		21.249	160	199	12	1:20.225	41.086		17.849		21.290	158	199
6	1:20.696	41.245		18.000		21.451	159	198	13	1:19.988	41.111		17.708		21.169	160	198
7	1:26.435	41.792		18.452		26.191		198									

28 Schramm, DEU									theoretical besttime: 1:18.830								
1	1:35.691	51.990		20.301		23.400	157		8	3:27.543	2:47.533		18.534		21.476	162	
2	1:23.556	42.873		18.478		22.205	163	187	9	1:20.895	41.885		17.902		21.108	163	201
3	1:20.003	41.333		17.528		21.142	163	201	10	1:19.209	40.818		17.436		20.955	163	203
4	1:19.618	40.984		17.516		21.118	163	203	11	1:24.300	43.175		19.777		21.348	163	202
5	1:27.594	41.585		23.947		22.062	163	204	12	1:18.830	40.697		17.291		20.842	163	202
6	1:19.401	40.853		17.557		20.991	162	202	13	1:33.366	41.424		18.584		33.358	95	202
7	1:24.366	40.863		17.647		25.856		202									

29 Schumacher, DEU									theoretical besttime: 1:18.871								
1	1:38.442	57.590		18.907		21.945	161		8	1:30.803	40.794		23.605		26.404		201
2	1:21.846	42.326		18.235		21.285	162	193	9	3:04.032	2:24.086		18.219		21.727	160	
3	1:20.107	41.374		17.677		21.056	162	201	10	1:20.031	41.347		17.651		21.033	165	199
4	1:19.485	40.762		17.606		21.117	163	203	11	1:19.148	40.855		17.532		20.761	163	202
5	1:22.349	40.950		20.097		21.302	163	203	12	1:23.689	42.241		19.900		21.548	163	201
6	1:19.778	41.062		17.691		21.025	161	201	13	1:18.967	40.593		17.517		20.857	161	201
7	1:19.674	40.995		17.658		21.021	162	202	14		40.703						199



ADAC Formel 4

Sector List Qualifying Gruppe A



Provisional

DMSB Reg. Nr.: 116/16



Sachsenring, Length: 3645m
 Air temperature: 13.87°C
 Track temperature: 20.56°C
 Weather condition: Dry

Friday, April 29, 2016 17:15:00

Lap	Time	SE1	SP1	SE2	SP2	SE3	SP3	TSP	Lap	Time	SE1	SP1	SE2	SP2	SE3	SP3	TSP
30 Gulbrandsen, NOR									theoretical besttime: 1:19.994								
1	2:19.902	1:35.894		20.473		23.535	159		9	1:20.227	41.438		17.620		21.169	159	200
2	1:22.022	42.627		18.049		21.346	160	199	10	1:21.601	41.400		17.736		22.465	160	199
3	1:20.605	41.768		17.668		21.169	160	199	11	1:20.552	41.588		17.697		21.267	162	200
4	1:20.248	41.416		17.678		21.154	162	201	12	1:23.237	41.708		18.317		23.212	161	200
5	1:20.006	41.277		17.632		21.097	160	199	13	1:21.407	41.709		18.116		21.582	162	201
6	1:20.350	41.307		17.809		21.234	159	201	14	1:20.546	41.598		17.746		21.202	160	198
7	1:21.073	41.903		17.867		21.303	159	199	15	1:24.121	42.213		18.117		23.791	153	198
8	1:20.822	41.601		17.905		21.316	161	200									

33 Aberdein, ZAF									theoretical besttime: 1:19.402								
1	2:39.863	1:56.094		20.148		23.621	150		8	1:20.543	40.729		18.045		21.769	160	201
2	1:23.276	43.201		18.294		21.781	162	192	9	1:20.191	40.969		18.048		21.174	161	201
3	1:20.756	41.263		17.772		21.721	160	202	10	1:20.171	40.898		17.993		21.280	160	201
4	1:20.250	41.193		17.873		21.184	161	201	11	1:25.021	42.696		19.876		22.449	156	201
5	1:20.091	41.129		17.850		21.112	160	201	12	1:24.819	44.741		18.799		21.279	162	195
6	1:25.617	45.418		18.835		21.364	159	201	13	1:19.987	41.113		17.706		21.168	160	201
7	1:19.838	41.020		17.710		21.108	160	201	14	1:19.789	41.116		17.651		21.022	161	200

35 Laliberte, FRA									theoretical besttime: 1:19.470								
1	1:53.150	1:11.239		19.128		22.783	155		8	3:26.383	2:45.416		18.718		22.249	157	
2	1:23.504	42.872		19.071		21.561	160	194	9	1:21.825	42.136		18.433		21.256	161	189
3	1:19.996	41.219		17.611		21.166	162	199	10	1:24.342	42.079		21.211		21.052	163	200
4	1:20.184	40.999		17.892		21.293	161	201	11	1:20.165	40.879		17.544		21.742	160	201
5	1:23.807	41.039		17.654		25.114	161	201	12	1:19.763	40.874		17.592		21.297	160	200
6	1:19.968	40.990		17.737		21.241	162	200	13	1:19.597	40.881		17.595		21.121	162	200
7	1:28.355	42.542		18.723		27.090		201									

55 Niederhauser, CHE									theoretical besttime: 1:22.054								
1	2:22.170	1:32.753		22.965		26.452	150		8	1:24.000	42.225		19.158		22.617	156	197
2	1:28.051	45.456		19.485		23.110	152	188	9	1:31.783	44.170		19.640		27.973		197
3	1:25.018	43.677		18.757		22.584	154	195	10	2:25.605	1:44.084		19.145		22.376	155	
4	1:23.835	42.837		18.606		22.392	152	201	11	1:22.229	42.084		18.352		21.793	153	198
5	1:22.814	42.354		18.543		21.917	155	198	12	1:22.274	42.239		18.314		21.721	157	197
6	1:22.773	42.389		18.511		21.873	154	193	13	1:22.190	42.086		18.318		21.786	150	197
7	1:22.237	42.090		18.249		21.898	154	198									

80 Drugovich, AUT									theoretical besttime: 1:19.458								
1	2:09.024	1:24.602		21.154		23.268	160		8	1:20.228	41.090		17.865		21.273	160	200
2	1:22.993	42.193		19.049		21.751	161	195	9	1:19.850	40.981		17.732		21.137	161	200
3	1:21.749	41.837		18.220		21.692	159	201	10	1:30.558	43.084		20.847		26.627		200
4	1:20.338	41.046		18.022		21.270	161	200	11	2:42.946	1:57.182		22.960		22.804	156	
5	1:20.396	41.252		17.961		21.183	162	201	12	1:25.553	44.612		19.788		21.153	162	178
6	1:20.181	41.025		17.947		21.209	160	199	13	1:19.458	40.880		17.581		20.997	162	200
7	1:23.803	40.987		17.732		25.084	160	200	14	1:20.309	40.890		17.992		21.427	160	201

99 Flörsch, DEU									theoretical besttime: 1:19.783								
1	2:32.992	1:49.541		19.670		23.781	161		8	1:26.003	41.272		20.159		24.572		201
2	1:21.251	41.910		17.995		21.346	162	200	9	2:35.219	1:54.732		18.584		21.903	162	
3	1:20.751	41.328		17.815		21.608	160	203	10	1:21.396	41.441		18.157		21.798	161	200
4	1:20.052	41.142		17.711		21.199	161	201	11	1:19.802	41.031		17.615		21.156	160	200
5	1:20.158	41.086		17.885		21.187	161	200	12	1:19.900	41.012		17.709		21.179	163	200
6	1:20.267	41.166		17.888		21.213	161	200	13	1:20.024	41.075		17.722		21.227	162	202
7	1:29.804	49.578		18.708		21.518	161	201									