

# ADAC Formel 4

## Result List Qualifying Gruppe B



Provisional

**DMSB** Reg. Nr.: 116/16



Sachsenring, Length: 3645m

Air temperature: 15.76°C

Track temperature: 17.35°C

Weather condition: Dry

Friday, April 29, 2016 17:40:00

started : 18      classified : 18      not classified : 0

Nr.	Drivers	Sponsor	Lap	Best Time	Gap	Diff	Kph	Day Time
Cl.	Car	Competitor						
1	6 <b>M.Ortmann(DEU)</b> ADAC Formel 4 powered by Abarth	ADAC Berlin-Brandenburg e.V.	12	1:18.987			166.1	18:12:36
2	96 <b>J.Mawson(DEU)</b> ADAC Formel 4 powered by Abarth	Van Amersfoort Racing	13	1:19.277	0.290	0.290	165.5	18:11:04
3	81 <b>N.Nielsen(DNK)</b> R ADAC Formel 4 powered by Abarth	Neuhauser Racing	14	1:19.547	0.560	0.270	164.9	18:12:08
4	68 <b>J.Correa(ITA)</b> R ADAC Formel 4 powered by Abarth	Prema Powerteam	13	1:19.667	0.680	0.120	164.7	18:10:43
5	66 <b>S.Laaksonen(FIN)</b> ADAC Formel 4 powered by Abarth	Motopark	12	1:19.701	0.714	0.034	164.6	18:09:51
6	44 <b>J.Vips(ITA)</b> R ADAC Formel 4 powered by Abarth	Prema Powerteam	15	1:19.730	0.743	0.029	164.5	18:13:35
7	7 <b>O.Söderström(SWE)</b> ADAC Formel 4 powered by Abarth	ADAC Berlin-Brandenburg e.V.	6	1:19.893	0.906	0.163	164.2	17:51:06
8	71 <b>P.Hamprecht(DEU)</b> ADAC Formel 4 powered by Abarth	RS Competition	13	1:19.904	0.917	0.011	164.2	18:10:13
9	45 <b>T.Wolf(DEU)</b> ADAC Formel 4 powered by Abarth	KUG-Motorsport	13	1:20.061	1.074	0.157	163.9	18:10:04
10	77 <b>J.van Uiter(NLD)</b> ADAC Formel 4 powered by Abarth	Jenzer Motorsport	5	1:20.082	1.095	0.021	163.8	17:50:10
11	18 <b>J.Meikup(EST)</b> ADAC Formel 4 powered by Abarth	Jenzer Motorsport	12	1:20.179	1.192	0.097	163.6	18:10:06
12	19 <b>F.Scherer(CHE)</b> R ADAC Formel 4 powered by Abarth	Jenzer Motorsport	6	1:20.452	1.465	0.273	163.1	17:50:41
13	5 <b>L.Zendeli(DEU)</b> R ADAC Formel 4 powered by Abarth	ADAC Berlin-Brandenburg e.V.	3	1:20.541	1.554	0.089	162.9	17:50:18
14	23 <b>J.Hanses(DEU)</b> R ADAC Formel 4 powered by Abarth	Team Timo Scheider GmbH	12	1:20.549	1.562	0.008	162.9	18:10:16
15	27 <b>L.Gachot(GBR)</b> ADAC Formel 4 powered by Abarth	US Racing	6	1:20.685	1.698	0.136	162.6	17:50:51
16	8 <b>L.Engstler(DEU)</b> ADAC Formel 4 powered by Abarth	Liqui Moly Team Engstler	13	1:20.795	1.808	0.110	162.4	18:11:10
17	46 <b>M.Auricchio(DEU)</b> ADAC Formel 4 powered by Abarth	Team Timo Scheider GmbH	13	1:21.020	2.033	0.225	161.9	18:11:23
18	40 <b>L.Hoogenboom(NLD)</b> R ADAC Formel 4 powered by Abarth	Van Amersfoort Racing	14	1:21.160	2.173	0.140	161.6	18:12:40

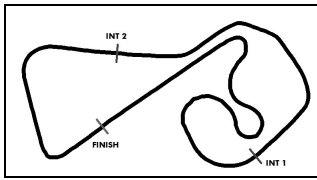
Classification limit: 110%      Time: 1:26.885

Subject to final scrutineering!

Publications Time:

Clerk of the course:

Time Keeping:



# ADAC Formel 4

## Result List Qualifying Gruppe B 2nd Best Time



Provisional

**DMSB** Reg. Nr.: 116/16



Sachsenring, Length: 3645m  
Air temperature: 15.76°C  
Track temperature: 17.35°C  
Weather condition: Dry

Friday, April 29, 2016 17:40:00

started : 18      classified : 18      not classified : 0

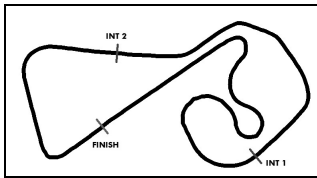
Nr.	Drivers	Sponsor	Lap	Best Time	Gap	Diff	Kph	Day Time
Cl.	Car	Competitor						
1	6 <b>M.Ortmann(DEU)</b> ADAC Formel 4 powered by Abarth	ADAC Berlin-Brandenburg e.V.	10	<b>1:19.305</b>			165.4	18:09:57
2	96 <b>J.Mawson(DEU)</b> ADAC Formel 4 powered by Abarth	Van Amersfoort Racing	4	<b>1:19.308</b>	0.003	0.003	165.4	17:47:42
3	81 <b>N.Nielsen(DNK)</b> R ADAC Formel 4 powered by Abarth	Neuhauser Racing	5	<b>1:19.588</b>	0.283	0.280	164.8	17:49:22
4	66 <b>S.Laaksonen(FIN)</b> ADAC Formel 4 powered by Abarth	Motopark	13	<b>1:19.802</b>	0.497	0.214	164.4	18:11:11
5	44 <b>J.Vips(ITA)</b> R ADAC Formel 4 powered by Abarth	Prema Powerteam	13	<b>1:19.860</b>	0.555	0.058	164.3	18:10:52
6	68 <b>J.Correa(ITA)</b> R ADAC Formel 4 powered by Abarth	Prema Powerteam	7	<b>1:19.905</b>	0.600	0.045	164.2	17:52:22
7	7 <b>O.Söderström(SWE)</b> ADAC Formel 4 powered by Abarth	ADAC Berlin-Brandenburg e.V.	13	<b>1:19.939</b>	0.634	0.034	164.1	18:10:11
8	71 <b>P.Hamprecht(DEU)</b> ADAC Formel 4 powered by Abarth	RS Competition	15	<b>1:20.032</b>	0.727	0.093	163.9	18:13:02
9	77 <b>J.van Uiter(NLD)</b> ADAC Formel 4 powered by Abarth	Jenzer Motorsport	6	<b>1:20.138</b>	0.833	0.106	163.7	17:51:30
10	45 <b>T.Wolf(DEU)</b> ADAC Formel 4 powered by Abarth	KUG-Motorsport	4	<b>1:20.147</b>	0.842	0.009	163.7	17:48:04
11	27 <b>L.Gachot(GBR)</b> ADAC Formel 4 powered by Abarth	US Racing	5	<b>1:20.721</b>	1.416	0.574	162.5	17:49:30
12	23 <b>J.Hanses(DEU)</b> R ADAC Formel 4 powered by Abarth	Team Timo Scheider GmbH	14	<b>1:20.724</b>	1.419	0.003	162.5	18:13:01
13	19 <b>F.Scherer(CHE)</b> R ADAC Formel 4 powered by Abarth	Jenzer Motorsport	5	<b>1:20.845</b>	1.540	0.121	162.3	17:49:20
14	8 <b>L.Engstler(DEU)</b> ADAC Formel 4 powered by Abarth	Liqui Moly Team Engstler	14	<b>1:20.985</b>	1.680	0.140	162.0	18:12:31
15	18 <b>J.Meikup(EST)</b> ADAC Formel 4 powered by Abarth	Jenzer Motorsport	14	<b>1:20.999</b>	1.694	0.014	162.0	18:12:50
16	46 <b>M.Auricchio(DEU)</b> ADAC Formel 4 powered by Abarth	Team Timo Scheider GmbH	12	<b>1:21.300</b>	1.995	0.301	161.4	18:10:02
17	40 <b>L.Hoogenboom(NLD)</b> R ADAC Formel 4 powered by Abarth	Van Amersfoort Racing	13	<b>1:21.886</b>	2.581	0.586	160.2	18:11:19
18	5 <b>L.Zendeli(DEU)</b> R ADAC Formel 4 powered by Abarth	ADAC Berlin-Brandenburg e.V.	2	<b>1:24.061</b>	4.756	2.175	156.1	17:48:57

Subject to final scrutineering!

Publications Time:

Clerk of the course:

Time Keeping:



# ADAC Formel 4

## Sector List Qualifying Gruppe B



Provisional

**DMSB** Reg. Nr.: 116/16



Sachsenring, Length: 3645m  
Air temperature: 15.76°C  
Track temperature: 17.35°C  
Weather condition: Dry

Friday, April 29, 2016 17:40:00

Lap	Time	SE1	SP1	SE2	SP2	SE3	SP3	TSP	Lap	Time	SE1	SP1	SE2	SP2	SE3	SP3	TSP
<b>5</b>	Zendeli, DEU								<b>theoretical besttime: 1:20.181</b>								
1	5:33.215	4:51.175		19.951		22.089	158		3	<b>1:20.541</b>	41.601		<b>17.796</b>		<b>21.144</b>	<b>160</b>	198
2	1:24.061	43.204		18.151		22.706	159	196	4	8:02.511	<b>41.241</b>		36.849		6:44.421		<b>198</b>

<b>6</b>	Ortmann, DEU								<b>theoretical besttime: 1:18.923</b>								
1	5:25.959	4:45.113		18.688		22.158	159		8	1:31.834	42.056		20.441		29.337		203
2	1:20.655	41.880		17.777		20.998	163	191	9	4:33.730	3:52.737		19.859		21.134	163	
3	1:21.476	40.962		17.502		23.012	162	201	10	1:19.305	40.625		17.575		21.105	164	201
4	1:20.873	42.076		17.742		21.055	161	201	11	1:19.307	40.857		<b>17.451</b>		20.999	163	<b>205</b>
5	1:26.624	40.871		17.692		28.061		201	12	<b>1:18.987</b>	<b>40.580</b>		17.515		<b>20.892</b>	<b>163</b>	203
6	8:14.853	7:26.090		22.858		25.905	159		13	1:32.660	43.936		19.806		28.918		204
7	1:21.862	41.286		17.549		23.027	163	198									

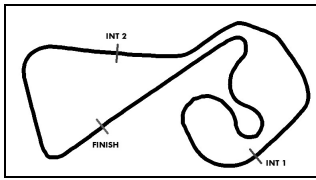
<b>7</b>	Söderström, SWE								<b>theoretical besttime: 1:19.682</b>								
1	2:16.786	1:30.211		21.847		24.728	155		8	1:31.186	42.772		20.148		28.266		200
2	1:27.221	43.914		19.869		23.438	160	191	9	7:03.415	6:18.566		21.995		22.854	157	
3	1:21.268	41.878		18.051		21.339	163	199	10	1:26.157	45.536		18.960		21.661	164	195
4	1:20.388	41.521		17.782		21.085	162	201	11	1:35.431	41.261		22.405		31.765		<b>203</b>
5	1:20.227	41.303		17.877		21.047	164	200	12	4:47.630	4:04.335		21.492		21.803	164	
6	<b>1:19.893</b>	41.253		<b>17.729</b>		<b>20.911</b>	164	200	13	1:19.939	41.217		17.755		20.967	167	201
7	1:21.161	<b>41.042</b>		17.768		22.351	161	201	14	1:31.886	42.089		21.503		28.294		203

<b>8</b>	Engstler, DEU								<b>theoretical besttime: 1:20.686</b>								
1	1:30.483	48.716		19.514		22.253	157		9	1:21.806	42.235		18.095		21.476	165	196
2	1:22.818	42.871		18.127		21.820	160	192	10	1:29.844	41.504		17.998		30.342		<b>204</b>
3	1:21.828	42.055		18.121		21.652	163	200	11	4:58.800	4:19.244		18.045		21.511	160	
4	1:21.461	41.941		18.060		21.460	163	202	12	1:21.591	41.933		18.040		21.618	162	202
5	1:21.360	41.731		18.098		21.531	162	202	13	<b>1:20.795</b>	41.551		<b>17.856</b>		<b>21.388</b>	<b>163</b>	202
6	1:21.287	41.814		17.942		21.531	161	201	14	1:20.985	<b>41.442</b>		18.056		21.487	164	203
7	1:53.229	41.545		37.723		33.961		202	15	1:21.105	41.567		18.122		21.416	164	203
8	8:24.718	7:39.096		21.820		23.802	161										

<b>18</b>	Meikup, EST								<b>theoretical besttime: 1:20.179</b>								
1	1:43.270	56.367		22.066		24.837	155		8	8:57.200	8:14.293		20.005		22.902	158	
2	1:25.829	45.227		18.440		22.162	158	175	9	1:22.829	42.518		18.669		21.642	160	199
3	1:23.592	43.966		18.028		21.598	159	200	10	1:35.501	42.371		22.847		30.283		201
4	1:22.330	41.718		18.937		21.675	159	200	11	4:45.055	4:04.631		18.044		22.380	161	
5	1:21.271	41.825		18.072		21.374	160	199	12	<b>1:20.179</b>	<b>41.300</b>		<b>17.623</b>		<b>21.256</b>	<b>160</b>	201
6	1:22.104	41.967		18.536		21.601	160	200	13	1:23.527	43.118		18.969		21.440	160	<b>201</b>
7	1:26.419	41.822		18.755		25.842		200	14	1:20.999	41.508		17.975		21.516	158	201

<b>19</b>	Scherer, CHE								<b>theoretical besttime: 1:20.238</b>								
1	1:53.378	1:08.292		21.466		23.620	153		8	8:30.897	7:42.984		22.438		25.475	156	
2	1:23.790	42.985		18.865		21.940	157	190	9	1:26.518	42.943		20.480		23.095	157	193
3	1:21.502	41.662		18.099		21.741	158	196	10	1:29.500	41.714		19.736		28.050		197
4	1:20.872	41.537		18.098		<b>21.237</b>	159	197	11	5:01.394	4:19.847		19.851		21.696	160	
5	1:20.845	41.432		17.930		21.483	157	197	12	1:21.692	41.892		18.415		21.385	162	199
6	<b>1:20.452</b>	41.224		<b>17.911</b>		21.317	160	198	13	1:21.121	<b>41.090</b>		18.705		21.326	161	200
7	1:32.525	42.606		21.242		28.677		<b>201</b>	14	1:24.260	41.091		18.013		25.156	156	200

<b>23</b>	Hanses, DEU								<b>theoretical besttime: 1:20.462</b>								
1	2:21.675	1:31.641		24.226		25.808	151		8	8:09.905	7:27.976		19.781		22.148	160	
2	1:28.151	46.303		19.404		22.444	160	192	9	1:24.572	43.787		18.838		21.947	163	193
3	1:22.292	42.832		18.086		21.374	159	196	10	1:31.146	41.622		20.125		29.399		<b>202</b>
4	1:21.566	42.284		18.074		<b>21.208</b>	162	197	11	5:08.724	4:28.798		18.546		21.380	162	
5	1:21.793	42.085		17.995		21.713	159	197	12	<b>1:20.549</b>	41.532		17.744		21.273	160	199
6	1:20.787	41.707		17.767		21.313	160	198	13	1:24.264	<b>41.519</b>		19.156		23.589	162	198
7	1:25.064	41.646		17.857		25.561		197	14	1:20.724	41.658		<b>17.735</b>		21.331	161	199



# ADAC Formel 4

## Sector List Qualifying Gruppe B



Provisional

**DMSB** Reg. Nr.: 116/16



Sachsenring, Length: 3645m  
Air temperature: 15.76°C  
Track temperature: 17.35°C  
Weather condition: Dry

Friday, April 29, 2016 17:40:00

Lap	Time	SE1	SP1	SE2	SP2	SE3	SP3	TSP	Lap	Time	SE1	SP1	SE2	SP2	SE3	SP3	TSP
-----	------	-----	-----	-----	-----	-----	-----	-----	-----	------	-----	-----	-----	-----	-----	-----	-----

### 27 Gachot, GBR

theoretical besttime: **1:20.537**

1	2:02.986	1:19.092		20.122		23.772	157		7	1:21.472	41.505		<b>17.701</b>		22.266	160	<b>200</b>
2	1:23.995	43.365		18.652		21.978	158	195	8	1:28.497	42.293		19.216		26.988		200
3	1:21.594	42.007		17.951		21.636	161	198	9	7:01.592	6:15.932		22.196		23.464	156	
4	1:21.016	41.480		18.036		21.500	161	200	10	1:24.458	42.868		18.985		22.605	159	197
5	1:20.721	41.509		17.818		21.394	161	199	11								200
6	<b>1:20.685</b>	<b>41.453</b>		17.849		<b>21.383</b>	162	200									

### 40 Hoogenboom, NLD

theoretical besttime: **1:21.160**

1	1:41.344	54.081		22.266		24.997	145		8	8:29.049	7:43.525		21.534		23.990	148	
2	1:26.268	44.608		19.374		22.286	157	165	9	1:27.290	44.209		19.758		23.323	160	170
3	1:24.233	42.768		19.255		22.210	158	197	10	1:30.911	42.967		20.600		27.344		<b>200</b>
4	1:23.596	42.290		19.069		22.237	156	198	11	4:55.984	4:14.249		19.742		21.993	160	
5	1:22.689	42.353		18.862		21.474	160	199	12	1:22.445	42.111		18.862		21.472	160	198
6	1:22.278	41.977		18.752		21.549	160	199	13	1:21.886	42.072		18.495		21.319	159	198
7	1:30.760	42.166		19.598		28.996		200	14	<b>1:21.160</b>	<b>41.638</b>		<b>18.257</b>		<b>21.265</b>	<b>159</b>	199

### 44 Vips, ITA

theoretical besttime: **1:19.682**

1	1:26.972	46.661		18.735		21.576	160		9	7:45.055	6:56.459		24.905		23.691	158	
2	1:21.441	41.954		18.063		21.424	160	193	10	1:24.947	42.314		20.927		21.706	164	193
3	1:25.672	41.720		22.207		21.745	160	198	11	1:30.070	41.160		20.285		28.625		<b>202</b>
4	1:20.331	41.288		17.916		21.127	161	199	12	5:49.489	5:08.772		17.944		22.773	161	
5	1:20.602	41.285		18.214		21.103	161	201	13	1:19.860	41.000		<b>17.731</b>		21.129	160	201
6	1:19.967	41.022		17.898		<b>21.047</b>	162	200	14	1:23.064	41.430		19.238		22.396	165	201
7	1:20.629	41.184		17.872		21.573	163	200	15	<b>1:19.730</b>	<b>40.904</b>		17.731		21.095	160	201
8	1:26.832	41.148		17.838		27.846		200									

### 45 Wolf, DEU

theoretical besttime: **1:19.942**

1	1:56.001	1:11.010		20.516		24.475	153		9	7:17.767	6:35.029		19.826		22.912	162	
2	1:26.984	44.961		20.052		21.971	161	173	10	1:24.887	42.812		20.264		21.811	163	202
3	1:20.875	41.807		17.761		21.307	161	200	11	1:32.232	41.144		19.576		31.512		203
4	1:20.147	41.324		<b>17.679</b>		<b>21.144</b>	161	200	12	4:53.328	4:13.582		17.908		21.838	163	
5	1:20.940	41.177		17.739		22.024	161	200	13	<b>1:20.061</b>	<b>41.119</b>		17.761		21.181	163	201
6	1:22.084	42.122		18.217		21.745	161	199	14	1:34.920	51.740		19.800		23.380	163	<b>203</b>
7	1:21.663	41.244		17.926		22.493	160	200	15	1:20.319	41.235		17.708		21.376	163	201
8	1:27.261	41.924		18.817		26.520		198									

### 46 Auricchio, DEU

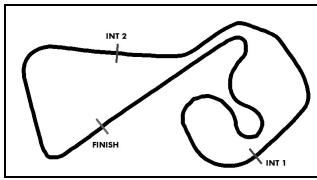
theoretical besttime: **1:20.903**

1	2:03.365	1:19.743		20.174		23.448	155		8	8:28.772	7:46.578		19.904		22.290	160	
2	1:23.891	43.361		18.499		22.031	157	193	9	1:24.996	43.322		19.799		21.875	163	
3	1:23.408	43.742		18.083		21.583	159	202	10	1:32.810	41.873		19.828		31.109		<b>203</b>
4	1:22.153	42.263		18.151		21.739	160	199	11	4:50.717	4:10.761		18.564		<b>21.392</b>	<b>161</b>	
5	1:21.528	41.993		18.033		21.502	159	200	12	1:21.300	41.847		17.932		21.521	161	200
6	1:21.904	42.044		18.004		21.856	159	198	13	<b>1:21.020</b>	<b>41.657</b>		<b>17.854</b>		21.509	157	199
7	1:26.888	42.096		18.056		26.736		197	14	1:21.348	41.716		18.062		21.570	160	199

### 66 Laaksonen, FIN

theoretical besttime: **1:19.621**

1	2:30.396	1:44.100		21.453		24.843	157		9	1:22.728	41.684		18.221		22.823	163	197
2	1:25.866	43.939		19.027		22.900	160	180	10	1:29.846	43.114		19.367		27.365		<b>202</b>
3	1:20.880	41.617		17.772		21.491	161	199	11	5:00.744	4:18.333		17.801		24.610	162	
4	1:20.414	41.353		17.727		21.334	161	200	12	<b>1:19.701</b>	40.971		17.667		<b>21.063</b>	<b>161</b>	201
5	1:20.427	41.289		17.830		21.308	160	199	13	1:19.802	41.020		<b>17.622</b>		21.160	160	202
6	1:19.952	41.177		17.670		21.105	161	200	14	1:23.126	<b>40.936</b>		18.385		23.805	161	201
7	1:27.826	41.170		18.958		27.698		198	15	1:20.424	41.220		17.812		21.392	161	201
8	7:52.460	7:08.160		20.412		23.888	159										



# ADAC Formel 4

## Sector List Qualifying Gruppe B



Provisional

**DMSB** Reg. Nr.: 116/16



Sachsenring, Length: 3645m  
 Air temperature: 15.76°C  
 Track temperature: 17.35°C  
 Weather condition: Dry

Friday, April 29, 2016 17:40:00

Lap	Time	SE1	SP1	SE2	SP2	SE3	SP3	TSP	Lap	Time	SE1	SP1	SE2	SP2	SE3	SP3	TSP
<b>68</b>	Correa, ITA								<b>theoretical besttime: 1:19.515</b>								
1	2:12.683	1:28.946		19.815		23.922	153		9	6:58.860	6:16.238		19.811		22.811	159	
2	1:26.566	42.927		21.718		21.921	160	190	10	1:24.580	44.303		18.763		21.514	163	175
3	1:20.978	41.880		17.864		21.234	162	199	11	1:29.412	41.015		20.175		28.222		202
4	1:20.893	41.554		18.140		21.199	161	199	12	5:38.944	5:00.253		17.596		21.095	163	
5	1:20.719	41.566		17.895		21.258	161	200	13	<b>1:19.667</b>	41.074		<b>17.523</b>		<b>21.070</b>	<b>162</b>	201
6	1:20.203	41.354		17.684		21.165	161	200	14	1:20.096	41.070		17.882		21.144	163	201
7	1:19.905	41.008		17.675		21.222	161	200	15	1:47.261	<b>40.922</b>		41.201		25.138	125	<b>202</b>
8	1:29.611	43.142		20.105		26.364		199									

<b>71</b>	Hamprecht, DEU								<b>theoretical besttime: 1:19.781</b>								
1	1:48.563	1:05.803		19.517		23.243	157		9	7:54.450	7:11.572		18.832		24.046	157	
2	1:21.922	42.458		18.050		21.414	160	196	10	1:20.799	41.847		17.705		21.247	162	196
3	1:20.317	41.659		17.630		<b>21.028</b>	159	199	11	1:32.631	42.091		20.576		29.964		<b>203</b>
4	1:20.196	41.327		17.575		21.294	159	200	12	4:47.150	4:08.244		17.753		21.153	161	
5	1:20.620	41.356		17.523		21.741	159	198	13	<b>1:19.904</b>	41.327		<b>17.490</b>		21.087	162	200
6	1:20.476	41.370		17.972		21.134	160	198	14	1:29.270	41.958		24.807		22.505	157	201
7	1:20.212	<b>41.263</b>		17.614		21.335	158	199	15	1:20.032	41.309		17.579		21.144	162	200
8	1:25.345	41.334		18.426		25.585		198									

<b>77</b>	van Uiter, NLD								<b>theoretical besttime: 1:19.904</b>								
1	2:45.463	1:59.475		21.022		24.966	158		8	8:47.927	8:06.165		19.713		22.049	162	
2	1:22.702	42.792		18.224		21.686	160	196	9	1:25.761	41.674		18.115		25.972		200
3	1:21.196	41.643		18.058		21.495	161	198	10	5:15.181	4:35.204		17.994		21.983	164	
4	1:20.734	41.380		17.886		21.468	160	201	11	1:20.380	41.267		17.864		21.249	162	<b>203</b>
5	<b>1:20.082</b>	41.034		17.800		21.248	161	199	12	1:20.742	41.613		17.941		<b>21.188</b>	<b>162</b>	201
6	1:20.138	41.084		<b>17.777</b>		21.277	162	200	13	1:20.475	41.172		17.864		21.439	160	201
7	1:27.100	<b>40.939</b>		17.809		28.352	201		14	1:24.538	41.253		17.836		25.449		201

<b>81</b>	Nielsen, DNK								<b>theoretical besttime: 1:19.323</b>								
1	1:58.729	1:12.689		22.930		23.110	152		9	7:56.354	7:13.357		20.220		22.777	155	
2	1:23.603	42.605		19.284		21.714	160	188	10	1:21.383	41.917		18.191		21.275	161	192
3	1:20.691	41.474		18.091		21.126	162	198	11	1:32.915	43.348		21.311		28.256		200
4	1:19.766	41.074		17.778		<b>20.914</b>	163	199	12	4:59.345	4:19.995		18.280		21.070	163	
5	1:19.588	40.847		<b>17.613</b>		21.128	160	200	13	1:19.824	41.017		17.780		21.027	163	201
6	1:19.777	40.967		17.754		21.056	161	200	14	<b>1:19.547</b>	<b>40.796</b>		17.706		21.045	162	<b>201</b>
7	1:28.653	42.723		21.636		24.294	161	201	15	1:21.763	40.822		19.423		21.518	161	201
8	1:27.457	41.854		19.358		26.245		199									

<b>96</b>	Mawson, DEU								<b>theoretical besttime: 1:19.128</b>								
1	1:40.640	52.840		22.950		24.850	156		9	1:20.875	41.833		17.812		21.230	163	193
2	1:22.376	42.657		18.204		21.515	161	192	10	1:28.676	41.064		17.544		30.068		197
3	1:19.822	41.372		17.535		<b>20.915</b>	163	193	11	4:59.357	4:20.511		17.655		21.191	163	
4	1:19.308	40.826		17.475		21.007	162	199	12	1:19.384	<b>40.741</b>		17.598		21.045	160	200
5	1:19.474	40.899		17.551		21.024	159	199	13	<b>1:19.277</b>	40.860		<b>17.472</b>		20.945	162	199
6	1:35.148	50.858		22.431		21.859	162	186	14	1:19.797	41.008		17.672		21.117	161	201
7	1:25.216	40.863						200	15	1:19.898	40.918		17.575		21.405	148	<b>201</b>
8	8:34.787	7:50.814		20.833		23.140	160										