



# ADAC GT Masters

## Result List Free Practice 1



Provisional

**DMSB** Reg. Nr.: 117/16

Sachsenring, Length: 3645m  
Air temperature: 12.33°C  
Track temperature: 15.62°C  
Weather condition: Dry

Friday, April 29, 2016 12:10:00

started : 32      classified : 32      not classified : 0

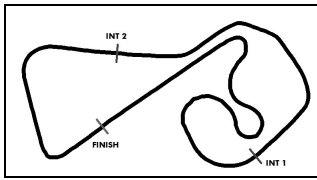
	Drivers	Team	Car	Lap	Best Time	Gap	Diff	Kph	Day Time
1	1 L.Ludwig(DEU)/S.Asch(DEU)	Team Zakspeed(DEU)	Mercedes-AMG GT3	23	<b>1:20.396</b>			163.2	13:00:28
2	5 N.Siedler(AUT)/J.van Lagen(NLD)	HB Racing WDS(AUT)	LamborghiniHuracanGT3	32	<b>1:20.605</b>	0.209	0.209	162.7	13:09:41
3	63 R.Ineichen(CHE)(T)/C.Engelhart(DEU)	GRT Grasser-Racing-Team(AUT)	LamborghiniHuracanGT3	5	<b>1:20.666</b>	0.270	0.061	162.6	12:17:32
4	29 C.De Phillippi(USA)(J)/C.Mies(DEU)	MontaplastbyLand-Motorsport(DEU)	Audi R8 LMS	14	<b>1:20.671</b>	0.275	0.005	162.6	12:44:23
5	7 C.Jöns(DEU)/D.Abt(DEU)	Bentley Team Abt(DEU)	Bentley Continental GT3	26	<b>1:20.672</b>	0.276	0.001	162.6	12:57:55
6	17 D.Jahn(DEU)/K.Bachler(AUT)	KÜS TEAM75 Bernhard(DEU)	Porsche 911 GT3 R	31	<b>1:20.891</b>	0.495	0.219	162.2	13:10:47
7	50 P.Geipel(DEU)/R.Frey(CHE)	YACO Racing(DEU)	Audi R8 LMS	14	<b>1:21.203</b>	0.807	0.312	161.5	12:34:27
8	8 F.Hamprecht(DEU)(J)/G.Smith(GBR)	Bentley Team Abt(DEU)	Bentley Continental GT3	25	<b>1:21.262</b>	0.866	0.059	161.4	12:58:03
9	16 L.Stolz(DEU)(J)/G.Tweraser(AUT)	GRT Grasser-Racing-Team(AUT)	LamborghiniHuracanGT3	5	<b>1:21.267</b>	0.871	0.005	161.4	12:17:30
10	77 J.Gounon(FRA)(J)/D.Keilwitz(DEU)	Callaway Competition(DEU)	Corvette C7 GT3	20	<b>1:21.283</b>	0.887	0.016	161.4	12:56:17
11	15 M.Winkelhock(DEU)/M.Pommer(DEU)	Phoenix Racing(DEU)	Audi R8 LMS	15	<b>1:21.315</b>	0.919	0.032	161.3	12:40:24
12	28 P.Hoevenaars(NLD)(J)/M.Basseng(DEU)	MontaplastbyLand-Motorsport(DEU)	Audi R8 LMS	19	<b>1:21.456</b>	1.060	0.141	161.0	12:45:28
13	9 A.Weishaupt(DEU)(T)/J.Lee Pepper(ZAF)(J)	Bentley Team Abt(DEU)	Bentley Continental GT3	7	<b>1:21.481</b>	1.085	0.025	161.0	12:20:42
14	69 P.Assenheimer(DEU)(J)/D.Schwager(DEU)	Callaway Competition(DEU)	Corvette C7 GT3	22	<b>1:21.585</b>	1.189	0.104	160.8	13:00:27
15	33 C.Frankenhout(NLD)/C.Haase(DEU)	Car Collection Motorsport(DEU)	Audi R8 LMS	9	<b>1:21.651</b>	1.255	0.066	160.7	12:30:32
16	34 I.Tutumlu Lopez(ESP)/K.van der Linde(ZAF)	Car Collection Motorsport(DEU)	Audi R8 LMS	4	<b>1:21.693</b>	1.297	0.042	160.6	12:17:48
17	99 R.Renauer(DEU)/M.Ragginger(AUT)	Precote Herberth Motorsport(DEU)	Porsche 911 GT3 R	14	<b>1:21.739</b>	1.343	0.046	160.5	12:40:06
18	21 N.Rogivue(CHE)(J)/N.Sylvest(DNK)	Team Zakspeed(DEU)	Mercedes-AMG GT3	12	<b>1:21.790</b>	1.394	0.051	160.4	12:38:24
19	32 F.Spengler(DEU)/E.Zonzini(SMR)(J)	Bonaldi Motorsport S.r.L(DEU)	LamborghiniHuracanGT3	15	<b>1:21.895</b>	1.499	0.105	160.2	12:43:23
20	44 M.Ahlin-Kottulinsky(SWE)(J)/M.Bonanomi(ITA)	Aust Motorsport(DEU)	Audi R8 LMS	18	<b>1:21.937</b>	1.541	0.042	160.1	12:47:41
21	13 R.Lips(CHE)(T)/S.Barth(DEU)	RWT - Racing team(DEU)	Corvette Z06.R GT3	16	<b>1:21.962</b>	1.566	0.025	160.0	12:40:34
22	67 D.Zampieri(CHE)/P.Niederhauser(CHE)	ADACNSAAtemptoRacingTeam(DEL)	LamborghiniHuracanGT3	29	<b>1:22.045</b>	1.649	0.083	159.9	13:10:34
23	22 S.Feige(DEU)(T)/B.Schothorst(NLD)	MRS GT-Racing(DEU)	Nissan GT-RNISMOGT3	30	<b>1:22.046</b>	1.650	0.001	159.9	13:09:28
24	24 F.Stoll(DEU)/L.Vanthoor(BEL)	kfzteile24 - APR Motorsport(DEU)	Audi R8 LMS	29	<b>1:22.211</b>	1.815	0.165	159.6	13:04:40
25	25 D.Dobitsch(AUT)/E.Sandström(SWE)	kfzteile24 - APR Motorsport(DEU)	Audi R8 LMS	16	<b>1:22.234</b>	1.838	0.023	159.5	12:42:34
26	3 P.Kujala(FIN)(J)/M.Pavlovic(SRB)	Bonaldi Motorsport S.r.L(DEU)	LamborghiniHuracanGT3	17	<b>1:22.291</b>	1.895	0.057	159.4	12:42:14
27	55 L.Schreier(DEU)(J)/X.Maassen(NLD)	Aust Motorsport(DEU)	Audi R8 LMS	30	<b>1:22.352</b>	1.956	0.061	159.3	13:07:54
28	36 M.Dienst(DEU)(J)/C.Zanella(CHE)	bigFMRacingTeamSchützMotorsport(I)	Porsche 911 GT3 R	20	<b>1:22.472</b>	2.076	0.120	159.1	12:46:15
29	6 E.Erhart(DEU)/K.Snoeks(NLD)	HB Racing WDS(AUT)	LamborghiniHuracanGT3	31	<b>1:22.869</b>	2.473	0.397	158.3	13:04:26
30	66 E.Lindholm(DEU)(J)/A.Gies(DEU)(J)	ADACNSAAtemptoRacingTeam(DEL)	LamborghiniHuracanGT3	17	<b>1:23.266</b>	2.870	0.397	157.5	12:42:26
31	20 J.Krohn(FIN)/L.Deletraz(CHE)	Schubert Motorsport(DEU)	BMW M6 GT3	16	<b>1:23.281</b>	2.885	0.015	157.5	12:41:00
32	35 F.Scholze(DEU)(T)/D.Jöst(DEU)(T)	Car Collection Motorsport(DEU)	MercedesBenzSLSAMG	19	<b>1:23.758</b>	3.362	0.477	156.6	12:49:24

Subject to final scrutineering!

Publications Time:

Clerk of the course:

Time Keeping:



# ADAC GT Masters

## Sector List Free Practice 1



Provisional

Sachsenring, Length: 3645m

Air temperature: 12.33°C

Track temperature: 15.62°C

Weather condition: Dry

**DMSB** Reg. Nr.: 117/16

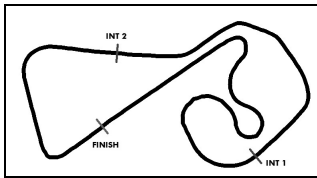
Friday, April 29, 2016 12:10:00

Lap	Time	SE1	SP1	SE2	SP2	SE3	SP3	TSP	Lap	Time	SE1	SP1	SE2	SP2	SE3	SP3	TSP
<b>1 Ludwig, DEU / Asch, DEU</b>									<b>theoretical besttime: 1:19.942</b>								
1	1:56.388	1:08.113		23.509		24.766	169		15	1:22.549	42.224		18.619		21.706	172	224
2	1:30.742	45.703		19.349		25.690	173	219	16	1:23.824	42.185		19.310		22.329	172	224
3	1:25.047	42.801		18.298		23.948	173	223	17	1:20.922	41.501		18.072		21.349	172	224
4	1:20.896	41.511		18.067		21.318	173	224	18	1:28.568	43.521		19.509		25.538		<b>225</b>
5	1:21.613	41.896		18.353		21.364	172	225	19	7:07.516	6:18.636		22.781		26.099	155	
6	1:25.882	42.144		18.293		25.445		224	20	1:29.771	44.729		19.514		25.528	173	210
7	10:45.273	10:01.094		18.863		25.316	138		21	1:27.632	42.904		21.647		23.081	173	224
8	1:25.418	44.140		19.169		22.109	172	211	22	1:20.512	<b>41.463</b>		18.145		<b>20.904</b>	<b>175</b>	224
9	1:23.814	42.013		18.892		22.909	173	223	23	<b>1:20.396</b>	41.578		<b>17.575</b>		21.243	173	224
10	1:21.444	41.843		18.248		21.353	173	223	24	1:28.432	44.582		18.904		24.946		225
11	1:27.796	42.222		19.727		25.847		224	25	3:56.514	3:11.700		18.760		26.054	169	
12	3:53.597	3:12.834		19.066		21.697	172		26	1:28.272	41.929		18.367		27.976	173	222
13	1:23.360	42.760		18.843		21.757	172	223	27	1:25.852	41.521		17.934		26.397		225
14	1:24.556	42.864		19.572		22.120	172	224									

Lap	Time	SE1	SP1	SE2	SP2	SE3	SP3	TSP	Lap	Time	SE1	SP1	SE2	SP2	SE3	SP3	TSP
<b>3 Kujala, FIN / Pavlovic, SRB</b>									<b>theoretical besttime: 1:21.967</b>								
1	1:57.139	1:04.767		26.030		26.342	163		18	1:25.285	42.842		18.651		23.792	171	220
2	1:30.985	46.235		21.753		22.997	168	211	19	1:23.172	42.871		18.604		21.697	166	222
3	1:26.286	44.067		19.343		22.876	167	219	20	1:26.886	42.954		18.912		25.020	168	220
4	1:24.762	44.029		19.021		21.712	168	220	21	1:27.191	43.135		19.196		24.860		220
5	1:24.343	43.771		19.014		21.558	166	219	22	3:16.934	2:10.706		26.597		39.631		
6	1:28.829	43.356		19.162		26.311		219	23	3:33.919	2:52.503		19.259		22.157	169	
7	7:17.381	6:34.928		19.507		22.946	168		24	1:23.962	43.072		18.883		22.007	169	221
8	1:24.671	43.103		19.581		21.987	167	218	25	1:24.734	42.631		18.433		23.670	169	220
9	1:24.952	43.327		18.957		22.668	168	219	26	1:23.271	42.932		18.684		21.655	166	222
10	1:24.147	43.464		18.844		21.839	167	220	27	1:23.607	42.826		18.601		22.180	168	219
11	1:23.425	43.048		18.710		21.667	169	219	28	1:22.828	42.750		18.386		21.692	168	222
12	1:23.797	43.440		18.784		21.573	167	219	29	1:23.847	42.961		19.074		21.812	167	<b>222</b>
13	1:23.239	42.938		18.726		21.575	168	219	30	1:22.390	42.636		18.411		<b>21.343</b>	<b>167</b>	221
14	1:26.469	42.789		18.783		24.897		220	31	1:23.521	42.712		18.284		22.525	169	220
15	3:07.604	2:26.101		19.004		22.499	168		32	1:22.604	42.760		<b>18.110</b>		21.734	168	221
16	1:23.002	42.795		18.649		21.558	168	220	33	1:22.557	42.577		18.161		21.819	166	222
17	<b>1:22.291</b>	<b>42.514</b>		18.361		21.416	168	220	34	1:26.072	43.126		18.284		24.662		220

Lap	Time	SE1	SP1	SE2	SP2	SE3	SP3	TSP	Lap	Time	SE1	SP1	SE2	SP2	SE3	SP3	TSP
<b>5 Siedler, AUT / van Lagen, NLD</b>									<b>theoretical besttime: 1:20.500</b>								
1	2:10.534	1:17.239		25.572		27.723	135		18	1:23.448	42.722		18.839		21.887	163	221
2	1:38.255	49.441		23.652		25.162	165	173	19	1:23.189	42.944		18.644		21.601	169	219
3	1:27.021	44.488		19.074		23.459	145	219	20	1:22.795	42.682		18.673		21.440	169	222
4	1:34.077	49.023		21.281		23.773	165	174	21	1:55.818	46.886		21.348		47.584		222
5	1:24.698	43.713		19.161		21.824	166	219	22	4:22.890	3:37.215		21.624		24.051	168	
6	1:23.953	43.197		18.968		21.788	167	219	23	1:22.981	43.005		18.357		21.619	172	221
7	1:24.093	43.379		18.775		21.939	167	221	24	1:21.092	<b>41.724</b>		18.200		21.168	169	<b>224</b>
8	1:33.815	44.651		21.181		27.983		220	25	1:24.136	42.029		18.372		23.735	168	222
9	6:17.759	5:36.949		19.014		21.796	168		26	1:21.568	41.797		18.354		21.417	170	221
10	1:24.206	43.052		18.780		22.374	164	220	27	1:27.768	42.375		20.817		24.576	171	222
11	1:26.650	44.459		20.382		21.809	171	219	28	1:21.048	41.863		18.008		21.177	168	223
12	1:23.046	42.786		18.692		21.568	168	221	29	1:25.406	43.677		19.980		21.749	173	221
13	1:22.592	42.679		18.546		21.367	170	222	30	1:22.900	41.984		19.168		21.748	170	223
14	1:22.270	42.590		18.306		21.374	168	221	31	1:21.004	41.945		18.018		21.041	169	224
15	1:29.455	43.705		19.380		26.370		222	32	<b>1:20.605</b>	41.829		<b>17.838</b>		<b>20.938</b>	<b>170</b>	223
16	6:36.385	5:52.083		20.738		23.564	166		33	1:21.723	42.020		18.122		21.581	168	223
17	1:24.869	43.681		19.212		21.976	167	219									

Lap	Time	SE1	SP1	SE2	SP2	SE3	SP3	TSP	Lap	Time	SE1	SP1	SE2	SP2	SE3	SP3	TSP
<b>6 Erhart, DEU / Snoeks, NLD</b>									<b>theoretical besttime: 1:22.683</b>								
1	2:13.109	1:22.646		24.170		26.293	158		19	1:25.362	43.917		19.317		22.128	168	218
2	1:32.150	47.243		21.254		23.653	163	200	20	1:27.541	43.715		19.297		24.529	167	221
3	1:27.717	44.562		19.489		23.666	168	203	21	1:23.917	43.177		19.073		21.667	168	<b>221</b>
4	1:25.839	43.509		19.443		22.887	169	220	22	1:23.871	43.195		18.863		21.813	168	221
5	1:26.722	43.724		19.700		23.298	167	220	23	1:23.770	43.258		18.800		21.712	166	221
6	1:30.266	45.444		21.469		23.353	168	220	24	1:55.644	49.891		27.828		37.925		220



# ADAC GT Masters

## Sector List Free Practice 1



Provisional

Sachsenring, Length: 3645m

Air temperature: 12.33°C

Track temperature: 15.62°C

Weather condition: Dry

**DMSB** Reg. Nr.: 117/16

Friday, April 29, 2016 12:10:00

Lap	Time	SE1	SP1	SE2	SP2	SE3	SP3	TSP	Lap	Time	SE1	SP1	SE2	SP2	SE3	SP3	TSP
7	1:26.408	44.283		19.510		22.615	168	220	25	4:52.334	4:08.215		21.251		22.868	166	
8	1:35.516	45.826		21.325		28.365		194	26	1:24.349	43.541		19.011		21.797	166	219
9	4:09.240	3:26.725		20.031		22.484	166		27	1:23.175	42.839		18.675		21.661	168	218
10	1:25.418	43.862		19.415		22.141	165	219	28	1:22.975	42.798		<b>18.454</b>		21.723	163	219
11	1:26.744	44.174		19.489		23.081	158	219	29	1:27.438	43.062		21.828		22.548	166	219
12	1:25.253	43.701		19.270		22.282	163	216	30	1:23.802	43.211		18.841		21.750	167	219
13	1:25.662	44.256		19.265		22.141	166	219	31	<b>1:22.869</b>	42.837		18.515		<b>21.517</b>	<b>167</b>	220
14	1:25.037	43.486		19.302		22.249	166	219	32	1:25.938	43.256		18.748		23.934	168	220
15	1:25.164	43.341		19.692		22.131	168	218	33	1:39.360	<b>42.712</b>		18.489		38.159	139	220
16	1:25.064	44.009		19.067		21.988	168	220	34	1:26.691	45.749		19.163		21.779	167	185
17	1:30.749	43.341		19.281		28.127		221	35	1:23.294	42.909		18.633		21.752	167	219
18	3:52.067	3:07.381		22.131		22.555	166										

### 7 Jöns, DEU / Abt, DEU

theoretical besttime: 1:20.672

1	2:52.739	2:08.212		21.287		23.240	168		18	1:22.767	43.050		18.124		21.593	170	226
2	1:22.907	43.097		18.440		21.370	171	222	19	1:22.175	42.633		18.102		21.440	169	226
3	1:27.057	42.705		18.442		25.910		224	20	1:27.225	42.786		18.733		25.706		226
4	3:10.423	2:26.074		19.349		25.000	170		21	2:58.729	2:17.676		19.037		22.016	171	
5	1:21.820	42.427		18.052		21.341	170	224	22	1:21.688	42.124		17.845		21.719	171	226
6	1:22.904	42.712		18.693		21.499	170	225	23	1:53.325	46.339		21.837		45.149		226
7	1:38.037	45.916		19.193		32.928		213	24	3:49.961	3:09.436		18.844		21.681	172	
8	3:36.975	2:53.137		21.211		22.627	168		25	1:21.251	42.137		17.998		21.116	171	227
9	1:24.420	43.757		18.765		21.898	168	225	26	<b>1:20.672</b>	<b>41.836</b>		<b>17.755</b>		<b>21.081</b>	<b>171</b>	226
10	1:32.614	43.417		21.466		27.731	134	225	27	1:25.057	43.575		19.500		21.982	170	225
11	1:26.630	44.522		18.735		23.373	169	212	28	1:20.965	42.011		17.813		21.141	169	224
12	1:24.796	43.011		18.443		23.342	168	225	29	1:30.473	42.487		18.261		29.725		225
13	1:27.711	43.430		18.704		25.577		225	30	2:44.138	1:59.566		20.522		24.050	172	
14	2:38.182	1:57.972		18.447		21.763	170		31	1:21.930	42.391		18.152		21.387	171	<b>227</b>
15	1:24.220	42.996		18.346		22.878	168	226	32	1:23.981	43.311		19.033		21.637	170	227
16	1:22.807	43.007		18.213		21.587	170	226	33	1:24.409	42.562		17.955		23.892	171	227
17	1:22.839	42.918		18.396		21.525	169	227	34	1:21.655	42.276		17.953		21.426	168	227

### 8 Hamprecht, DEU / Smith, GBR

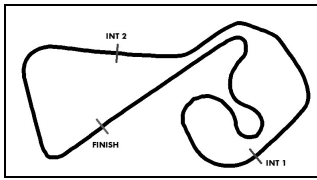
theoretical besttime: 1:21.262

1	2:14.513	1:24.969		23.909		25.635	167		18	1:22.730	42.700		18.422		21.608	170	227
2	1:30.872	46.366		21.039		23.467	171	219	19	1:22.471	42.611		18.304		21.556	171	227
3	1:25.097	43.225		19.507		22.365	171	224	20	1:22.899	42.636		18.525		21.738	171	227
4	1:27.114	43.298		20.220		23.596	168	224	21	1:22.163	42.411		18.187		21.565	170	227
5	1:25.345	43.263		19.097		22.985	169	223	22	1:21.931	42.307		18.050		21.574	171	227
6	1:23.406	42.996		18.669		21.741	170	222	23	1:26.282	43.194		18.621		24.467		226
7	1:23.671	42.977		18.850		21.844	169	224	24	8:40.064	7:59.112		18.482		22.470	170	
8	1:32.075	43.046		20.287		28.742		223	25	<b>1:21.262</b>	<b>42.155</b>		<b>17.913</b>		<b>21.194</b>	<b>172</b>	225
9	4:20.521	3:39.630		18.797		22.094	170		26	1:24.894	43.268		18.350		23.276	171	227
10	1:22.491	42.435		18.364		21.692	168	224	27	1:21.784	42.239		18.103		21.442	172	226
11	1:24.796	44.641		18.428		21.727	170	224	28	1:21.567	42.236		17.997		21.334	171	227
12	1:22.797	42.855		18.249		21.693	168	224	29	1:30.431	45.248		18.876		26.307		227
13	1:26.002	46.013		18.374		21.615	172	223	30	2:52.004	2:07.454		22.760		21.790	171	
14	1:21.838	42.402		18.079		21.357	171	226	31	1:21.862	42.543		17.941		21.378	171	227
15	1:30.909	45.063		19.357		26.489		226	32	1:25.204	42.303		19.881		23.020	172	<b>228</b>
16	3:06.148	2:24.027		19.338		22.783	170		33	1:21.704	42.260		18.043		21.401	171	227
17	1:24.924	44.091		18.651		22.182	171	227									

### 9 Weishaupt, DEU / Lee Pepper, ZAF

theoretical besttime: 1:21.454

1	2:16.894	1:29.683		22.149		25.062	167		16	1:24.450	43.365		18.912		22.173	169	223
2	1:30.561	46.702		20.418		23.441	172	220	17	1:24.236	43.275		18.905		22.056	169	225
3	1:24.209	42.653		19.303		22.253	171	226	18	1:30.316	44.610		19.128		26.578		223
4	1:23.570	42.418		19.283		21.869	169	225	19	2:56.438	2:15.328		18.932		22.178	168	
5	1:22.674	42.964		18.153		21.557	170	226	20	1:28.696	43.949		19.706		25.041		225
6	1:21.817	42.377		18.117		21.323	170	225	21	3:42.691	2:58.708		18.589		25.394	172	
7	<b>1:21.481</b>	42.189		<b>17.973</b>		<b>21.319</b>	169	225	22	1:24.662	42.436		20.155		22.071	171	<b>227</b>
8	1:28.504	42.646		18.356		27.502		226	23	1:35.541	42.502		21.559		31.480		226
9	4:33.707	3:49.588		20.629		23.490	169		24	5:29.101	4:47.999		18.817		22.285	173	
10	1:25.437	44.034		19.095		22.308	169	220	25	1:22.787	42.430		18.017		22.340	170	227



# ADAC GT Masters

## Sector List Free Practice 1



Provisional

Sachsenring, Length: 3645m

Air temperature: 12.33°C

Track temperature: 15.62°C

Weather condition: Dry

**DMSB** Reg. Nr.: 117/16

Friday, April 29, 2016 12:10:00

Lap	Time	SE1	SP1	SE2	SP2	SE3	SP3	TSP	Lap	Time	SE1	SP1	SE2	SP2	SE3	SP3	TSP
11	1:27.013	45.083		19.409		22.521	167	225	26	1:22.055	42.209		18.412		21.434	171	225
12	1:25.347	43.356		19.023		22.968	171	223	27	1:24.572	42.871		19.400		22.301	172	226
13	1:25.637	43.759		19.119		22.759	171	225	28	1:21.896	<b>42.162</b>		18.035		21.699	171	227
14	1:24.655	43.304		19.219		22.132	169	225	29	1:32.090	42.349		21.037		28.704		227
15	1:24.694	43.629		19.020		22.045	167	224									

### 13 Lips, CHE / Barth, DEU

theoretical besttime: 1:21.744

1	2:17.143	1:23.834		23.933		29.376			16	<b>1:21.962</b>	42.358		<b>18.131</b>		21.473	172	229
2	3:04.301	2:22.808		19.301		22.192	171		17	1:22.271	<b>42.192</b>		18.227		21.852	160	229
3	1:23.823	43.505		18.662		21.656	173	227	18	1:22.898	42.731		18.489		21.678	172	225
4	1:23.113	43.029		18.464		21.620	173	229	19	1:22.986	42.254		18.861		21.871	174	229
5	1:24.718	43.367		19.315		22.036	169	228	20	1:22.203	42.376		18.353		21.474	172	230
6	1:24.990	44.603		18.493		21.894	172	226	21	1:28.240	43.285		18.463		26.492		228
7	1:29.860	42.958		18.862		28.040		228	22	7:13.884	6:31.372		20.065		22.447	171	
8	4:46.520	4:06.295		18.513		21.712	171		23	1:27.834	44.727		20.513		22.594	174	229
9	1:22.746	42.694		18.631		<b>21.421</b>	173	227	24	1:24.413	43.081		19.243		22.089	173	230
10	1:23.784	42.633		18.455		22.696	157	229	25	1:28.701	44.840		20.223		23.638	171	229
11	1:22.795	42.720		18.427		21.648	173	222	26	1:30.759	44.533		20.239		25.987		215
12	1:22.428	42.482		18.251		21.695	172	<b>230</b>	27	3:30.798	2:48.972		19.541		22.285	170	
13	1:22.590	42.660		18.286		21.644	172	228	28	1:25.663	43.668		19.651		22.344	174	228
14	1:26.895	42.821		18.538		25.536		228	29	1:33.123	43.378		22.815		26.930	170	229
15	3:35.861	2:55.517		18.418		21.926	172		30	1:37.727	44.273		21.740		31.714		229

### 15 Winkelhock, DEU / Pommer, DEU

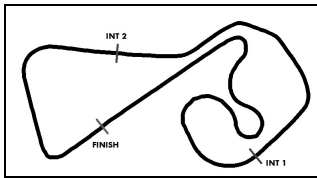
theoretical besttime: 1:20.984

1	2:01.780	1:16.869		21.511		23.400	164		16	1:31.767	45.034		19.577		27.156		219
2	1:27.258	44.291		20.100		22.867	167	216	17	2:13.926	1:29.409		18.541		25.976		
3	1:24.781	43.742		18.945		22.094	167	219	18	5:17.633	4:37.040		18.926		21.667	163	
4	1:21.491	42.016		18.280		21.195	168	220	19	1:52.731	43.906		26.166		42.659		217
5	1:21.324	<b>41.968</b>		17.946		21.410	169	219	20	3:38.219	2:58.177		18.690		21.352	168	
6	1:26.556	42.174		18.329		26.053		<b>221</b>	21	1:22.139	42.370		18.371		21.398	169	219
7	2:04.570	1:19.415		19.015		26.140			22	1:22.027	42.448		18.186		21.393	166	220
8	5:42.636	5:01.411		19.435		21.790	168		23	1:28.861	42.418		19.213		27.230		219
9	1:22.317	42.479		18.601		21.237	169	218	24	3:57.385	3:16.797		19.008		21.580	167	
10	1:24.814	42.946		19.746		22.122	169	219	25	1:21.568	42.257		18.078		21.233	165	219
11	1:22.953	42.308		18.636		22.009	169	220	26	1:39.831	51.407		18.947		29.477	168	220
12	1:21.582	42.081		18.213		21.288	163	220	27	1:21.454	42.368		<b>17.892</b>		21.194	167	219
13	1:29.367	42.630		19.270		27.467		217	28	1:21.564	42.299		17.984		21.281	166	219
14	5:10.496	4:23.120		18.338		29.038	169		29	1:21.527	42.386		17.963		21.178	165	219
15	<b>1:21.315</b>	42.085		18.106		<b>21.124</b>	165	220									

### 16 Stolz, DEU / Tweraser, AUT

theoretical besttime: 1:21.125

1	1:55.196	1:05.940		24.983		24.273	168		16	1:22.060	42.170		18.343		21.547	171	223
2	1:26.264	44.543		19.778		21.943	170	219	17	1:27.225	42.400		19.040		25.785		223
3	1:22.477	42.382		18.594		21.501	171	221	18	6:34.039	5:54.101		18.371		21.567	171	
4	1:24.074	44.408		18.446		<b>21.220</b>	172	221	19	1:34.854	42.401		22.282		30.171		221
5	<b>1:21.267</b>	41.977		17.961		21.329	170	222	20	5:16.387	4:36.094		18.685		21.608	169	
6	1:27.844	42.867		19.524		25.453	170	222	21	1:22.463	42.755		18.273		21.435	171	222
7	1:21.940	42.274		18.227		21.439	163	219	22	1:22.445	42.678		18.432		21.335	171	222
8	1:29.253	42.538		18.074		28.641		219	23	1:21.658	<b>41.974</b>		18.237		21.447	171	222
9	5:05.924	4:26.148		18.266		21.510	161		24	1:21.283	42.063		17.968		21.252	170	222
10	1:25.489	42.726		18.761		24.002	170	218	25	1:21.641	42.137		18.030		21.474	171	222
11	1:23.357	42.473		18.451		22.433	157	222	26	1:21.503	42.080		<b>17.931</b>		21.492	169	223
12	1:21.998	42.572		18.000		21.426	170	216	27	1:21.732	42.197		18.032		21.503	172	223
13	1:32.479	42.250		23.392		26.837		223	28	1:21.813	42.389		17.966		21.458	170	223
14	5:30.216	4:47.103		20.024		23.089	171		29	1:28.503	43.734		19.710		25.059		<b>224</b>
15	1:22.401	42.294		18.631		21.476	171	222									



# ADAC GT Masters

## Sector List Free Practice 1



Provisional

Sachsenring, Length: 3645m

Air temperature: 12.33°C

Track temperature: 15.62°C

Weather condition: Dry

**DMSB** Reg. Nr.: 117/16

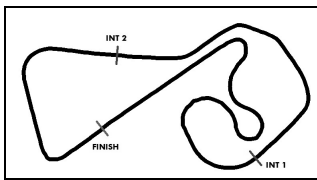
Friday, April 29, 2016 12:10:00

Lap	Time	SE1	SP1	SE2	SP2	SE3	SP3	TSP	Lap	Time	SE1	SP1	SE2	SP2	SE3	SP3	TSP
<b>17 Jahn, DEU / Bachler, AUT</b>									<b>theoretical besttime: 1:20.832</b>								
1	2:11.785	1:23.509		23.665		24.611	163		17	1:24.323	42.817		19.578		21.928	168	222
2	1:29.446	45.939		20.951		22.556	169	202	18	1:22.564	42.568		18.508		21.488	171	222
3	1:23.250	43.093		18.599		21.558	171	221	19	1:22.493	42.568		18.513		21.412	171	224
4	1:22.336	42.763		18.346		21.227	173	224	20	1:21.600	41.933		18.256		21.411	170	224
5	1:22.415	42.347		18.575		21.493	171	225	21	1:23.602	43.946		18.367		21.289	170	224
6	1:22.450	42.560		18.373		21.517	172	225	22	1:21.643	42.285		18.111		21.247	171	224
7	1:25.844	43.481		19.266		23.097	173	<b>226</b>	23	1:35.654	43.374		20.623		31.657		223
8	1:29.748	42.594		18.468		28.686		225	24	9:15.566	8:19.612		26.174		29.780		
9	7:15.248	6:32.271		18.251		24.726	172		25	2:46.088	2:05.321		18.889		21.878	171	
10	1:22.235	42.183		18.176		21.876	169	224	26	1:22.741	43.061		18.346		21.334	173	215
11	1:22.334	42.179		18.508		21.647	172	222	27	1:21.117	41.981		18.025		21.111	170	224
12	1:21.980	42.201		18.328		21.451	172	224	28	1:24.896	44.240		19.411		21.245	170	224
13	1:21.686	42.201		18.196		21.289	173	223	29	1:21.904	42.154		18.149		21.601	172	224
14	1:21.321	42.007		18.064		21.250	171	224	30	1:20.904	<b>41.859</b>		<b>17.912</b>		21.133	170	224
15	1:25.257	42.295		18.155		24.807		223	31	<b>1:20.891</b>	41.906		17.924		<b>21.061</b>	<b>169</b>	223
16	3:03.532	2:23.050		18.718		21.764	168										

Lap	Time	SE1	SP1	SE2	SP2	SE3	SP3	TSP	Lap	Time	SE1	SP1	SE2	SP2	SE3	SP3	TSP
<b>20 Krohn, FIN / Deletraz, CHE</b>									<b>theoretical besttime: 1:22.959</b>								
1	2:01.166	1:15.699		21.266		24.201	165		12	1:23.866	43.670		18.433		21.763	165	218
2	1:29.973	46.928		19.531		23.514	165	217	13	1:23.633	43.297		18.452		21.884	168	219
3	1:29.393	44.133		19.046		26.214		221	14	1:33.520	45.479		20.817		27.224		219
4	3:20.079	2:39.551		18.449		22.079	168		15	4:23.276	3:42.766		18.479		22.031	167	
5	1:23.630	43.385		<b>18.307</b>		21.938	167	222	16	<b>1:23.281</b>	<b>42.956</b>		18.430		21.895	168	221
6	1:23.707	43.484		18.443		21.780	168	222	17	1:25.528	43.530		19.615		22.383	169	221
7	1:30.866	44.470		20.206		26.190		222	18	1:25.942	44.658		18.798		22.486	169	221
8	4:02.184	3:20.762		19.385		22.037	167		19	1:24.359	43.600		18.505		22.254	167	<b>223</b>
9	1:23.594	43.141		18.697		21.756	168	221	20	1:28.256	43.653		18.961		25.642		222
10	1:23.570	43.491		18.383		<b>21.696</b>	170	219	21	6:01.908	5:15.423		20.294		26.191		
11	1:23.932	43.262		18.589		22.081	160	221									

Lap	Time	SE1	SP1	SE2	SP2	SE3	SP3	TSP	Lap	Time	SE1	SP1	SE2	SP2	SE3	SP3	TSP
<b>21 Rogivue, CHE / Sylvest, DNK</b>									<b>theoretical besttime: 1:21.453</b>								
1	2:04.230	1:11.818		23.908		28.504			14	1:25.913	42.580		18.154		25.179		224
2	2:51.244	2:05.580		20.954		24.710	167		15	7:43.327	6:59.197		20.623		23.507	168	
3	1:25.604	44.746		18.845		22.013	168	191	16	1:35.733	45.055		20.515		30.163		222
4	1:24.436	43.555		18.716		22.165	170	221	17	7:01.412	6:20.223		18.826		22.363	171	
5	1:23.577	42.827		18.588		22.162	168	221	18	1:23.262	42.835		17.936		22.491	170	223
6	1:24.180	44.187		18.448		21.545	170	221	19	1:27.457	42.761		21.375		23.321	170	222
7	4:00.097	3:07.062		23.459		29.576		223	20	1:23.077	42.908		18.300		21.869	171	224
8	8:17.656	7:36.417		19.177		22.062	170		21	1:23.924	42.734		18.996		22.194	170	224
9	1:23.889	43.196		18.918		21.775	171	221	22	1:22.196	42.677		17.999		21.520	170	224
10	1:24.074	43.125		18.616		22.333	169	222	23	1:22.066	42.735		18.007		21.324	172	224
11	1:22.814	43.000		18.414		21.400	171	222	24	1:22.385	42.567		<b>17.818</b>		22.000	169	<b>225</b>
12	<b>1:21.790</b>	<b>42.405</b>		18.155		<b>21.230</b>	172	224	25	1:23.174	42.485		18.512		22.177	168	224
13	1:21.899	42.466		18.066		21.367	171	225	26	1:22.544	42.729		18.458		21.357	171	223

Lap	Time	SE1	SP1	SE2	SP2	SE3	SP3	TSP	Lap	Time	SE1	SP1	SE2	SP2	SE3	SP3	TSP
<b>22 Feige, DEU / Schothorst, NLD</b>									<b>theoretical besttime: 1:21.956</b>								
1	3:29.691	2:43.120		22.622		23.949	169		17	1:29.033	45.347		19.776		23.910	168	222
2	1:26.437	44.867		19.422		22.148	170	225	18	1:28.884	44.903		20.698		23.283	169	225
3	1:24.485	43.541		19.056		21.888	168	226	19	1:54.297	51.822		27.926		34.549		226
4	1:25.353	43.690		18.852		22.811	171	225	20	4:30.905	3:49.174		19.455		22.276	169	
5	1:25.411	45.081		18.758		21.572	172	226	21	1:25.073	44.272		18.936		21.865	163	227
6	1:23.518	43.384		18.495		21.639	169	227	22	1:23.115	43.514		18.228		21.373	171	224
7	1:28.830	43.292		18.756		26.782		226	23	1:22.737	43.041		18.233		21.463	170	227
8	8:11.790	6:51.216		20.134		1:00.440	129		24	1:22.567	43.070		18.168		21.329	169	226
9	1:31.466	47.176		21.301		22.989	168	208	25	1:22.469	43.150		<b>17.937</b>		21.382	170	227
10	1:35.848	45.514		21.596		28.738		223	26	1:23.119	42.849		18.624		21.646	167	228
11	5:28.250	4:44.273		20.883		23.094	168		27	1:22.830	43.393		18.124		21.313	169	227
12	1:29.065	44.791		21.113		23.161	167	226	28	1:22.488	43.109		18.026		21.353	172	227
13	1:27.989	45.012		20.204		22.773	167	225	29	1:27.681	44.990		19.805		22.886	169	<b>229</b>
14	1:27.190	44.718		19.924		22.548	168	224	30	<b>1:22.046</b>	<b>42.842</b>		18.027		<b>21.177</b>	<b>171</b>	228



# ADAC GT Masters

## Sector List Free Practice 1



Provisional

**DMSB** Reg. Nr.: 117/16

Sachsenring, Length: 3645m

Air temperature: 12.33°C

Track temperature: 15.62°C

Weather condition: Dry

Friday, April 29, 2016 12:10:00

Lap	Time	SE1	SP1	SE2	SP2	SE3	SP3	TSP	Lap	Time	SE1	SP1	SE2	SP2	SE3	SP3	TSP
15	1:27.437	44.593		19.777		23.067	169	221	31	1:26.599	42.881		21.393		22.325	171	228
16	1:28.090	44.673		19.844		23.573	160	226									

### 24 Stoll, DEU / Vanthoor, BEL

theoretical besttime: 1:21.810

1	3:33.318	2:41.142		23.851		28.325	160		18	1:26.271	42.765		18.084		25.422		219
2	1:27.298	45.668		19.434		22.196	167	213	19	5:27.709	4:44.663		19.666		23.380	165	
3	1:24.615	44.634		18.516		21.465	165	219	20	1:23.815	43.444		18.723		21.648	167	218
4	1:23.610	43.473		18.602		21.535	167	219	21	1:56.412	49.667		28.308		38.437		219
5	1:23.822	43.615		18.519		21.688	168	218	22	3:32.996	2:52.135		19.320		21.541	167	
6	1:23.947	43.421		18.731		21.795	166	218	23	1:22.602	42.689		18.359		21.554	166	219
7	1:29.326	43.043		18.665		27.618		218	24	1:22.656	43.010		18.225		21.421	169	219
8	6:14.254	5:33.598		18.775		21.881	167		25	1:24.670	42.985		18.779		22.906	167	220
9	1:26.528	42.763		19.170		24.595	138	218	26	1:22.253	42.854		17.944		21.455	168	219
10	1:25.248	44.017		18.745		22.486	168	207	27	1:26.556	42.614		19.769		24.173	167	219
11	1:24.185	42.948		18.657		22.580	166	218	28	1:36.130	42.532		21.904		31.694	169	218
12	1:23.169	42.875		18.563		21.731	166	219	29	1:22.211	42.730		18.086		21.395	168	219
13	1:23.429	42.937		18.692		21.800	168	218	30	1:22.820	42.858		18.132		21.830	168	219
14	1:23.354	43.121		18.459		21.774	167	219	31	1:22.915	42.838		18.208		21.869	168	219
15	1:24.095	43.057		18.968		22.070	167	219	32	1:22.429	42.471		18.054		21.904	165	220
16	1:23.086	43.008		18.277		21.801	168	218	33	1:24.185	42.946		18.941		22.298	166	219
17	1:22.418	42.606		18.334		21.478	168	219									

### 25 Dobitsch, AUT / Sandström, SWE

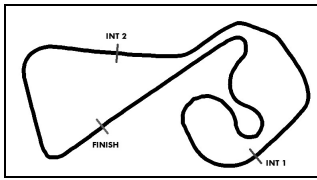
theoretical besttime: 1:22.155

1	2:20.350	1:30.695		23.166		26.489	160		16	1:22.234	42.235		18.389		21.610	165	219
2	1:33.198	45.693		19.738		27.767		211	17	1:27.696	42.643		19.108		25.945		218
3	2:40.020	1:55.838		21.325		22.857	160		18	4:35.394	3:53.864		19.257		22.273	166	
4	1:35.343	47.023		20.809		27.511		213	19	1:31.209	44.441		19.293		27.475		216
5	2:30.338	1:47.993		19.404		22.941	168		20	4:43.250	4:02.434		18.939		21.877	165	
6	1:28.998	43.359		18.358		27.281		218	21	1:24.268	43.318		19.154		21.796	167	217
7	4:50.778	4:10.578		18.550		21.650	163		22	1:23.365	42.592		18.628		22.145	165	218
8	1:23.227	43.001		18.595		21.631	167	216	23	1:23.795	43.286		18.807		21.702	165	217
9	1:26.846	42.475		18.489		25.882	129	219	24	1:22.879	42.635		18.343		21.901	164	215
10	1:24.671	43.282		18.723		22.666	165	204	25	1:22.672	42.521		18.501		21.650	164	219
11	1:25.339	43.511		18.815		23.013	167	217	26	1:23.217	42.574		18.310		22.333	168	218
12	1:22.872	42.728		18.478		21.666	167	217	27	1:22.797	42.663		18.312		21.822	163	219
13	1:23.063	42.738		18.714		21.611	166	218	28	1:27.092	43.164		18.743		25.185		217
14	1:28.132	42.698		19.131		26.303		219	29	2:39.985	1:54.679		20.514		24.792	158	
15	4:18.265	3:35.869		19.405		22.991	167		30	1:31.804	45.529		20.094		26.181		209

### 28 Hoevenaars, NLD / Basseng, DEU

theoretical besttime: 1:21.344

1	1:54.617	1:04.856		23.566		26.195	165		18	1:21.734	42.121		18.248		21.365	166	219
2	1:25.271	44.621		18.915		21.735	168	216	19	1:21.456	41.993		18.092		21.371	167	219
3	1:23.431	43.112		18.390		21.929	167	217	20	1:28.575	42.538		19.746		26.291		219
4	1:23.152	42.692		18.857		21.603	168	219	21	7:34.181	6:51.691		20.087		22.403	166	
5	1:22.427	42.605		18.244		21.578	166	218	22	1:26.226	44.996		19.524		21.706	162	216
6	1:22.562	42.639		18.206		21.717	166	218	23	1:24.063	43.458		19.005		21.600	167	217
7	1:22.337	42.704		18.201		21.432	167	217	24	1:23.131	42.699		18.992		21.440	166	219
8	1:31.532	42.829		19.576		29.127		219	25	1:22.620	42.647		18.491		21.482	168	218
9	4:48.336	4:03.854		18.511		25.971	169		26	1:23.268	42.886		18.772		21.610	165	219
10	1:22.217	42.435		18.418		21.364	168	218	27	1:22.767	42.634		18.567		21.566	167	217
11	1:23.040	42.599		18.437		22.004	167	219	28	1:22.451	42.608		18.436		21.407	168	219
12	1:22.737	42.790		18.379		21.568	167	219	29	1:22.906	42.493		18.657		21.756	168	220
13	1:22.156	42.548		18.179		21.429	168	218	30	1:28.863	47.311		18.635		22.917	167	220
14	1:26.745	42.457		18.326		25.962		218	31	1:22.498	42.486		18.479		21.533	167	221
15	6:28.961	5:43.812		21.770		23.379	168		32	1:22.268	42.494		18.436		21.338	169	219
16	1:23.070	43.204		18.477		21.389	169	217	33	1:23.428	43.131		18.767		21.530	167	221
17	1:21.660	42.296		18.105		21.259	169	219									



# ADAC GT Masters

## Sector List Free Practice 1



Provisional

Sachsenring, Length: 3645m

Air temperature: 12.33°C

Track temperature: 15.62°C

Weather condition: Dry

**DMSB** Reg. Nr.: 117/16

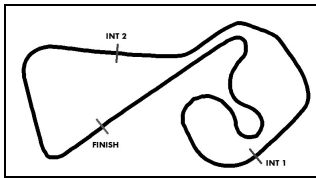
Friday, April 29, 2016 12:10:00

Lap	Time	SE1	SP1	SE2	SP2	SE3	SP3	TSP	Lap	Time	SE1	SP1	SE2	SP2	SE3	SP3	TSP
<b>29 De Phillippi, USA / Mies, DEU</b>									<b>theoretical besttime: 1:20.555</b>								
1	1:52.378	1:03.773		23.689		24.916	164		16	1:20.799	41.747		18.033		<b>21.019</b>	<b>168</b>	221
2	1:24.466	44.012		18.803		21.651	170	216	17	1:25.159	42.255		18.704		24.200		220
3	1:21.381	42.208		18.045		21.128	170	220	18	5:56.529	5:17.010		18.230		21.289	170	
4	1:21.436	42.075		18.055		21.306	171	219	19	1:24.493	41.866		18.474		24.153	172	220
5	1:20.752	<b>41.601</b>		18.042		21.109	168	220	20	1:23.208	41.980		18.045		23.183	169	222
6	1:24.294	42.074		18.215		24.005		220	21	1:20.953	41.892		17.942		21.119	169	220
7	7:20.219	6:40.804		18.239		21.176	167		22	1:25.611	41.933		18.455		25.223		221
8	1:20.983	41.847		17.967		21.169	168	218	23	2:55.195	2:09.156		19.345		26.694	167	
9	1:21.087	41.793		18.059		21.235	169	220	24	1:22.983	42.784		18.538		21.661	169	219
10	1:26.763	42.713		18.601		25.449		221	25	1:21.841	42.149		18.351		21.341	171	221
11	10:03.836	9:22.330		20.003		21.503	170		26	1:23.439	42.306		18.391		22.742	171	222
12	1:21.044	41.997		<b>17.935</b>		21.112	170	220	27	1:22.003	42.217		18.274		21.512	169	<b>223</b>
13	1:23.321	41.661		19.622		22.038	170	220	28	1:24.970	43.424		18.598		22.948	171	221
14	<b>1:20.671</b>	41.674		17.973		21.024	170	221	29	1:26.718	42.990		18.649		25.079		222
15	1:20.886	41.670		18.030		21.186	169	219									

Lap	Time	SE1	SP1	SE2	SP2	SE3	SP3	TSP	Lap	Time	SE1	SP1	SE2	SP2	SE3	SP3	TSP
<b>32 Spengler, DEU / Zonzini, SMR</b>									<b>theoretical besttime: 1:21.814</b>								
1	2:06.676	1:17.197		21.646		27.833			16	1:28.216	42.227		20.411		25.578		224
2	3:53.659	3:10.808		19.485		23.366	175		17	4:40.122	3:56.337		20.288		23.497	162	
3	1:23.610	43.388		18.529		21.693	166	221	18	1:53.967	46.872		21.065		46.030		221
4	1:22.421	42.616		18.414		<b>21.391</b>	165	223	19	3:38.566	2:56.466		19.500		22.600	163	
5	1:22.954	42.727		18.736		21.491	163	222	20	1:25.608	43.799		19.479		22.330	163	221
6	1:27.775	42.745		18.578		26.452	105	221	21	1:24.869	43.515		19.288		22.066	174	223
7	1:41.303	52.069		20.028		29.206		111	22	1:27.268	45.293		19.714		22.261	166	219
8	6:37.388	5:55.558		19.315		22.515	158		23	1:24.223	43.210		18.977		22.036	164	<b>225</b>
9	1:25.377	43.496		18.854		23.027	176	215	24	1:24.318	43.553		18.982		21.783	176	222
10	1:23.729	42.922		18.905		21.902	165	221	25	1:38.372	52.367		23.506		22.499	166	222
11	1:27.143	42.937		18.765		25.441		223	26	1:23.827	43.298		18.814		21.715	166	221
12	5:00.122	4:11.712		21.947		26.463	166		27	1:23.629	42.874		18.964		21.791	166	220
13	1:26.102	43.884		19.423		22.795	168	220	28	1:34.426	49.763		22.024		22.639	165	224
14	1:22.058	42.234		18.341		21.483	167	223	29	1:23.788	43.104		18.987		21.697	166	219
15	<b>1:21.895</b>	<b>42.138</b>		<b>18.285</b>		21.472	168	224	30	1:23.618	43.252		18.661		21.705	165	223

Lap	Time	SE1	SP1	SE2	SP2	SE3	SP3	TSP	Lap	Time	SE1	SP1	SE2	SP2	SE3	SP3	TSP
<b>33 Frankenhou, NLD / Haase, DEU</b>									<b>theoretical besttime: 1:21.429</b>								
1	2:13.271	1:19.530		24.651		29.090			18	1:26.411	44.144		19.741		22.526	166	219
2	2:41.382	2:00.335		18.836		22.211	167		19	1:22.876	42.375		18.882		21.619	167	218
3	1:25.151	42.867		18.282		24.002	105	219	20	1:22.753	42.662		18.604		21.487	165	218
4	1:26.870	45.023		19.686		22.161	165	198	21	1:40.558	45.867		21.034		33.657		218
5	1:22.633	43.202		<b>18.047</b>		<b>21.384</b>	166	217	22	3:54.893	3:14.706		18.529		21.658	165	
6	1:21.869	42.277		18.099		21.493	161	218	23	1:24.577	43.856		19.096		21.625	165	219
7	1:31.085	42.166		22.833		26.086		216	24	1:23.015	42.765		18.708		21.542	165	217
8	7:07.257	6:22.495		18.486		26.276	168		25	1:22.975	42.737		18.682		21.556	165	217
9	<b>1:21.651</b>	42.076		18.154		21.421	162	218	26	1:22.570	42.529		18.257		21.784	161	216
10	1:21.900	42.043		18.223		21.634	164	216	27	1:22.708	42.845		18.304		21.559	165	216
11	1:23.718	42.243		19.082		22.393	166	217	28	1:24.651	43.425		18.715		22.511	168	218
12	1:21.969	<b>41.998</b>		18.314		21.657	164	217	29	1:22.979	42.603		18.588		21.788	162	<b>220</b>
13	1:26.963	42.230		18.801		25.932		217	30	1:23.638	43.258		18.480		21.900	165	219
14	4:25.711	3:44.359		19.509		21.843	167		31	1:24.297	42.822		18.863		22.612	168	219
15	1:23.240	42.624		18.841		21.775	167	218	32	1:22.557	42.550		18.377		21.630	168	220
16	1:24.791	43.021		19.138		22.632	167	219	33	1:23.023	42.768		18.490		21.765	165	219
17	1:24.100	42.674		19.663		21.763	167	218	34	1:22.537	42.619		18.420		21.498	167	218

Lap	Time	SE1	SP1	SE2	SP2	SE3	SP3	TSP	Lap	Time	SE1	SP1	SE2	SP2	SE3	SP3	TSP
<b>34 Tutumlu Lopez, ESP / van der Linde, ZAF</b>									<b>theoretical besttime: 1:21.346</b>								
1	2:22.651	1:31.272		21.070		30.309			17	1:24.767	43.535		19.198		22.034	161	219
2	2:41.275	2:01.042		18.553		21.680	168		18	1:28.252	43.512		22.679		22.061	165	216
3	1:22.037	42.704		18.007		<b>21.326</b>	168	219	19	1:25.998	43.969		19.577		22.452	166	217
4	<b>1:21.693</b>	42.176		18.188		21.329	168	219	20	1:28.304	42.861		19.385		26.058		219
5	1:22.506	42.740		18.155		21.611	167	219	21	5:54.671	5:13.696		18.981		21.994	167	
6	1:21.930	42.417		<b>17.975</b>		21.538	166	218	22	1:24.640	43.354		19.352		21.934	167	218
7	1:26.069	42.115		18.327		25.627		218	23	1:24.852	43.396		19.336		22.120	165	217



# ADAC GT Masters

## Sector List Free Practice 1



Provisional

**DMSB** Reg. Nr.: 117/16

Sachsenring, Length: 3645m

Air temperature: 12.33°C

Track temperature: 15.62°C

Weather condition: Dry

Friday, April 29, 2016 12:10:00

Lap	Time	SE1	SP1	SE2	SP2	SE3	SP3	TSP	Lap	Time	SE1	SP1	SE2	SP2	SE3	SP3	TSP
8	9:14.648	8:32.781		18.813		23.054	167		24	1:24.365	42.991		19.209		22.165	166	217
9	1:22.898	42.413		18.602		21.883	165	219	25	1:24.774	43.420		18.895		22.459	166	218
10	1:21.968	<b>42.045</b>		18.264		21.659	167	217	26	1:24.209	43.318		18.836		22.055	166	218
11	1:23.050	42.046		18.855		22.149	165	218	27	1:24.448	43.200		19.059		22.189	165	217
12	1:21.740	42.253		18.142		21.345	167	218	28	1:28.220	44.445		21.185		22.590	166	216
13	1:22.737	42.381		18.766		21.590	168	<b>220</b>	29	1:24.015	42.889		19.248		21.878	166	219
14	1:22.344	42.164		18.368		21.812	168	219	30	1:23.495	42.939		18.666		21.890	165	219
15	1:24.720	42.266		17.976		24.478		219	31	1:24.506	44.081		18.595		21.830	165	218
16	3:07.479	2:25.482		19.453		22.544	166		32	1:26.557	44.965		19.706		21.886	167	218

### 35 Scholze, DEU / Jöst, DEU

**theoretical besttime: 1:23.634**

1	2:25.304	1:38.030		22.412		24.862	159		17	1:25.863	44.476		18.858		22.529	167	221
2	1:26.733	45.050		19.477		22.206	169	217	18	1:24.063	43.217		19.004		21.842	168	221
3	1:24.727	43.747		18.924		22.056	169	222	19	<b>1:23.758</b>	<b>43.059</b>		18.918		<b>21.781</b>	<b>168</b>	221
4	1:24.161	43.374		18.984		21.803	169	222	20	1:54.617	44.700		26.275		43.642		222
5	1:25.067	43.253		19.068		22.746	170	<b>224</b>	21	4:35.489	3:46.533		23.212		25.744	165	
6	1:25.698	44.242		19.221		22.235	168	223	22	1:31.381	47.293		20.662		23.426	165	219
7	1:28.487	43.550		19.472		25.465		221	23	1:31.817	46.344		20.928		24.545	166	219
8	6:04.515	5:23.536		<b>18.794</b>		22.185	167		24	1:29.654	45.996		20.144		23.514	167	221
9	1:24.790	43.504		18.794		22.492	164	221	25	1:28.870	45.470		20.843		22.557	168	220
10	1:25.619	43.760		19.464		22.395	163	220	26	1:27.434	44.685		20.173		22.576	168	222
11	1:26.711	44.699		19.516		22.496	170	219	27	1:27.506	45.145		19.825		22.536	168	222
12	1:24.212	43.358		18.831		22.023	169	224	28	1:26.413	44.221		19.765		22.427	169	221
13	1:24.565	43.754		18.833		21.978	169	223	29	1:28.993	44.037		21.599		23.357	168	222
14	1:31.307	43.448		21.581		26.278		222	30	1:27.018	43.925		19.941		23.152	168	220
15	8:03.375	7:22.384		18.892		22.099	168		31	1:26.521	44.113		19.855		22.553	168	222
16	1:24.217	43.389		18.885		21.943	168	222									

### 36 Dienst, DEU / Zanella, CHE

**theoretical besttime: 1:22.096**

1	3:07.315	2:16.462		24.969		25.884	161		13	1:23.116	43.022		18.386		21.708	167	220
2	1:28.103	46.058		19.389		22.656	168	201	14	1:22.946	42.892		18.383		21.671	167	220
3	1:23.952	43.464		18.668		21.820	166	220	15	1:22.659	42.933		<b>18.209</b>		21.517	168	219
4	1:23.154	43.251		18.452		<b>21.451</b>	169	194	16	1:24.219	42.767		19.398		22.054	166	222
5	1:22.871	42.864		18.348		21.659	169	220	17	1:28.734	43.718		19.086		25.930		222
6	1:26.964	42.896		18.475		25.593		220	18	3:10.167	2:28.062		18.990		23.115	171	
7	3:32.477	2:35.787		24.778		31.912			19	1:23.578	42.963		18.637		21.978	168	222
8	3:52.315	3:07.765		20.609		23.941	168		20	<b>1:22.472</b>	<b>42.436</b>		18.378		21.658	170	<b>225</b>
9	1:24.951	43.490		19.407		22.054	168	221	21	1:23.641	42.611		18.666		22.364	170	222
10	1:25.575	43.610		19.558		22.407	165	220	22	1:22.621	42.468		18.407		21.746	170	221
11	1:23.822	43.430		18.488		21.904	168	218	23	1:38.792	44.289		24.058		30.445		221
12	1:25.752	43.362		19.422		22.968	168	220									

### 44 Ahlin-Kottulinsky, SWE / Bonanomi, ITA

**theoretical besttime: 1:21.933**

1	4:21.749	3:33.747		23.614		24.388	163		17	1:33.311	42.655		21.937		28.719	167	220
2	1:27.165	45.269		19.892		22.004	167	214	18	<b>1:21.937</b>	42.342		<b>18.153</b>		<b>21.442</b>	<b>167</b>	219
3	1:25.202	43.834		19.612		21.756	167	218	19	1:25.428	44.342		19.477		21.609	168	219
4	1:23.613	42.821		18.972		21.820	164	218	20	1:35.749	43.686		21.276		30.787		218
5	1:24.553	43.647		19.130		21.776	166	216	21	5:23.289	4:37.705		21.478		24.106	165	
6	1:24.102	43.338		19.050		21.714	163	218	22	1:27.208	44.672		19.533		23.003	168	218
7	1:39.580	51.434		21.989		26.157		216	23	1:27.520	44.146		20.602		22.772	159	219
8	5:39.138	4:56.089		19.497		23.552	167		24	1:26.663	44.027		19.401		23.235	165	216
9	1:24.156	43.031		19.021		22.104	165	218	25	1:28.955	46.869		19.528		22.558	166	219
10	1:23.210	43.040		18.656		21.514	166	217	26	1:27.342	44.612		20.066		22.664	168	219
11	1:23.124	42.891		18.621		21.612	166	218	27	1:24.896	43.815		19.254		21.827	169	<b>221</b>
12	1:22.678	42.665		18.455		21.558	166	218	28	1:23.934	43.424		18.619		21.891	168	220
13	1:28.754	42.799		19.148		26.807		218	29	1:24.284	43.729		18.557		21.998	165	220
14	6:09.396	5:23.932		20.922		24.542	164		30	1:24.941	43.214		19.922		21.805	169	219
15	1:24.711	44.167		18.561		21.983	169	216	31	1:23.564	42.881		18.697		21.986	163	220
16	1:24.230	<b>42.338</b>		18.648		23.244	168	220									





# ADAC GT Masters

## Sector List Free Practice 1



Provisional

Sachsenring, Length: 3645m

Air temperature: 12.33°C

Track temperature: 15.62°C

Weather condition: Dry

**DMSB** Reg. Nr.: 117/16

Friday, April 29, 2016 12:10:00

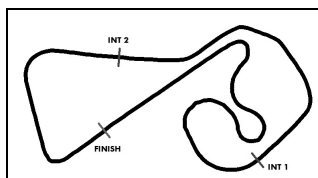
Lap	Time	SE1	SP1	SE2	SP2	SE3	SP3	TSP	Lap	Time	SE1	SP1	SE2	SP2	SE3	SP3	TSP
<b>50 Geipel, DEU / Frey, CHE</b>									<b>theoretical besttime: 1:21.185</b>								
1	3:12.112	2:25.457		21.726		24.929	163		17	1:25.495	43.850		19.641		22.004	167	219
2	1:27.743	44.656		19.139		23.948	168	214	18	1:24.958	43.441		19.692		21.825	169	220
3	1:22.648	42.687		18.333		21.628	168	219	19	1:24.019	43.165		19.144		21.710	168	219
4	1:21.724	42.314		18.098		21.312	170	219	20	1:24.213	43.025		19.363		21.825	169	221
5	1:22.621	42.673		18.478		21.470	168	220	21	1:23.424	42.725		18.961		21.738	166	221
6	1:24.290	44.462		18.508		21.320	168	219	22	1:55.799	52.334		27.620		35.845		218
7	1:21.794	42.251		18.141		21.402	169	219	23	7:50.164	7:07.891		18.965		23.308	168	
8	1:34.385	45.883		21.437		27.065		219	24	1:24.654	43.662		19.282		21.710	168	219
9	4:28.650	3:49.035		18.233		21.382	169		25	1:22.876	42.590		18.749		21.537	169	219
10	1:21.549	<b>42.076</b>		18.225		21.248	170	219	26	1:23.352	42.427		19.237		21.688	170	220
11	1:21.972	42.106		18.136		21.730	168	220	27	1:22.736	42.423		18.782		21.531	169	220
12	1:24.205	43.603		19.234		21.368	168	219	28	1:23.014	42.717		18.454		21.843	166	<b>221</b>
13	1:21.289	42.094		17.994		<b>21.201</b>	169	216	29	1:30.410	48.479		19.299		22.632	168	214
14	<b>1:21.203</b>	42.091		<b>17.908</b>		21.204	168	219	30	1:24.902	42.317		20.848		21.737	170	221
15	1:24.887	42.107		17.948		24.832		219	31	1:26.887	42.573		18.438		25.876		221
16	6:16.351	5:31.050		21.702		23.599	166										

Lap	Time	SE1	SP1	SE2	SP2	SE3	SP3	TSP	Lap	Time	SE1	SP1	SE2	SP2	SE3	SP3	TSP
<b>55 Schreier, DEU / Maassen, NLD</b>									<b>theoretical besttime: 1:21.988</b>								
1	3:14.537	2:27.868		22.420		24.249	157		17	1:27.416	43.033		19.384		24.999		219
2	1:29.416	46.276		20.059		23.081	164	213	18	5:14.320	4:33.683		18.661		21.976	167	
3	1:27.078	44.679		19.717		22.682	168	218	19	1:23.927	43.458		18.673		21.796	159	218
4	1:25.349	43.318		20.089		21.942	168	219	20	1:22.597	42.756		18.328		<b>21.513</b>	<b>168</b>	216
5	1:25.106	43.832		19.429		21.845	168	219	21	1:25.995	42.799		20.968		22.228	167	219
6	1:25.715	44.033		19.738		21.944	166	218	22	1:53.305	44.698		26.735		41.872		219
7	1:28.557	43.893		19.277		25.387		218	23	6:07.146	5:20.400		19.674		27.072		
8	5:26.960	4:45.028		20.004		21.928	167		24	1:49.866	1:04.598		19.959		25.309		
9	1:23.729	43.064		18.971		21.694	163	217	25	1:45.323	1:04.074		18.775		22.474	170	
10	1:23.803	42.808		18.812		22.183	163	217	26	1:24.239	43.420		18.645		22.174	169	219
11	1:23.060	42.940		18.584		21.536	166	216	27	1:23.618	42.844		18.804		21.970	170	219
12	1:23.283	42.891		18.602		21.790	167	219	28	1:22.478	42.504		18.313		21.661	169	219
13	1:22.928	42.772		18.550		21.606	166	219	29	1:22.499	42.574		18.324		21.601	170	219
14	1:22.872	42.677		18.442		21.753	169	219	30	<b>1:22.352</b>	<b>42.415</b>		<b>18.168</b>		21.769	169	220
15	1:22.835	42.484		18.817		21.534	168	219	31	1:22.662	<b>42.307</b>		18.528		21.827	170	220
16	1:22.900	42.709		18.566		21.625	164	220	32	1:27.054	43.027		18.758		25.269		<b>221</b>

Lap	Time	SE1	SP1	SE2	SP2	SE3	SP3	TSP	Lap	Time	SE1	SP1	SE2	SP2	SE3	SP3	TSP
<b>63 Ineichen, CHE / Engelhart, DEU</b>									<b>theoretical besttime: 1:20.481</b>								
1	1:55.920	1:09.110		22.759		24.051	170		18	1:20.688	<b>41.608</b>		<b>17.826</b>		21.254	173	226
2	1:29.460	45.244		19.968		24.248	173	218	19	1:25.486	42.091		18.330		25.065		226
3	1:23.864	42.151		19.360		22.353	174	222	20	4:04.505	3:24.329		18.766		21.410	170	
4	1:21.384	41.673		18.144		21.567	173	225	21	1:54.157	46.089		21.877		46.191		224
5	<b>1:20.666</b>	41.693		17.926		<b>21.047</b>	172	225	22	4:17.651	3:36.887		19.253		21.511	168	
6	1:24.008	41.786		18.721		23.501	176	225	23	1:26.663	45.804		19.355		21.504	171	224
7	1:20.811	41.680		18.007		21.124	171	226	24	1:23.001	43.158		18.449		21.394	172	225
8	1:28.106	42.514		18.387		27.205		226	25	1:23.881	42.472		18.602		22.807	171	225
9	6:27.351	5:45.282		19.760		22.309	176		26	1:22.432	42.243		18.289		21.900	170	226
10	1:31.216	43.583		20.237		27.396	165	225	27	1:22.028	42.355		18.307		21.366	172	224
11	1:21.666	42.104		18.302		21.260	172	220	28	1:22.059	42.433		18.341		21.285	170	225
12	1:21.241	41.888		18.001		21.352	172	225	29	1:21.749	42.387		18.190		21.172	172	225
13	1:21.015	41.776		18.176		21.063	173	225	30	1:22.295	42.225		18.621		21.449	170	225
14	1:25.646	41.795		17.923		25.928		225	31	1:25.330	42.483		18.379		24.468	173	226
15	4:29.383	3:48.361		18.827		22.195	173		32	1:21.845	42.315		18.190		21.340	171	227
16	1:22.022	41.765		17.990		22.267	175	226	33	1:30.311	44.809		19.092		26.410		225
17	1:37.940	43.257		31.297		23.386	174	<b>227</b>									

Lap	Time	SE1	SP1	SE2	SP2	SE3	SP3	TSP	Lap	Time	SE1	SP1	SE2	SP2	SE3	SP3	TSP
<b>66 Lindholm, DEU / Gies, DEU</b>									<b>theoretical besttime: 1:22.961</b>								
1	2:23.605	1:36.284		23.071		24.250	164		17	<b>1:23.266</b>	<b>42.879</b>					169	223
2	1:26.836	44.855		19.488		22.493	166	216	18	1:26.993	43.527		18.526		24.940		223
3	1:25.557	44.652		18.914		21.991	166	219	19	4:54.561	4:14.085		<b>18.523</b>		21.953	169	
4	1:24.384	43.544		18.784		22.056	166	221	20	1:31.424	42.892		22.123		26.409		222
5	1:26.070	44.582		19.170		22.318	168	221	21	5:13.184	4:26.631		21.992		24.561	163	





# ADAC GT Masters

## Sector List Free Practice 1



Provisional

Sachsenring, Length: 3645m

Air temperature: 12.33°C

Track temperature: 15.62°C

Weather condition: Dry

**DMSB** Reg. Nr.: 117/16

Friday, April 29, 2016 12:10:00

Lap	Time	SE1	SP1	SE2	SP2	SE3	SP3	TSP	Lap	Time	SE1	SP1	SE2	SP2	SE3	SP3	TSP
6	1:26.521	44.820		19.468		22.233	167	221	22	1:31.705	48.279		19.748		23.678	167	219
7	1:24.846	43.378		18.902		22.566	168	220	23	1:25.220	43.706		19.137		22.377	168	221
8	1:35.297	46.978		18.974		29.345		221	24	1:32.020	43.960		20.691		27.369	168	221
9	8:40.578	7:56.616		19.356		24.606	164		25	1:33.645	51.225		19.818		22.602	169	221
10	1:23.663	43.211		18.893		<b>21.559</b>	167	219	26	1:25.340	43.534		19.243		22.563	169	221
11	1:24.372	43.083		19.172		22.117	163	221	27	1:24.041	43.292		18.773		21.976	170	223
12	1:24.434	44.079		18.786		21.569	169	219	28	1:23.854	43.165		18.803		21.886	168	223
13	1:23.514	43.127		18.615		21.772	169	222	29	1:27.365	43.182		20.532		23.651	170	222
14	1:23.735	42.981		18.702		22.052	168	222	30	1:24.012	42.991		18.962		22.059	168	<b>224</b>
15	1:23.444	42.994		18.534		21.916	168	222	31	1:23.791	42.971		18.645		22.175	170	222
16	1:25.378	43.393		20.274		21.711	169	222									

### 67 Zampieri, CHE / Niederhauser, CHE

**theoretical besttime: 1:21.957**

1	2:10.474	1:18.593		25.412		26.469	158		16	8:04.491	7:23.511		19.283		21.697	165	
2	1:31.653	45.867		22.848		22.938	163	213	17	1:25.372	42.547		20.541		22.284	166	219
3	1:25.817	43.388		19.920		22.509	166	219	18	1:33.183	44.051		20.220		28.912		219
4	1:30.119	44.603		21.274		24.242	162	220	19	6:26.409	5:41.542		20.757		24.110	167	
5	1:26.065	43.830		19.929		22.306	167	219	20	1:24.717	43.652		19.163		21.902	168	219
6	1:24.605	42.984		19.650		21.971	167	220	21	1:24.066	43.367		19.012		21.687	169	220
7	1:25.038	43.073		19.557		22.408	165	220	22	1:23.840	43.142		19.085		21.613	168	220
8	1:33.281	43.773		21.582		27.926		219	23	1:22.778	42.881		18.514		<b>21.383</b>	<b>169</b>	221
9	8:18.022	7:36.552		19.047		22.423	156		24	1:22.846	43.000		18.245		21.601	169	221
10	1:23.497	42.948		18.863		21.686	167	216	25	1:22.520	42.619		18.338		21.563	169	221
11	1:23.772	42.756		19.274		21.742	168	220	26	1:22.336	42.788		18.125		21.423	169	221
12	1:23.360	42.565		19.064		21.731	166	219	27	1:22.866	43.022		18.172		21.672	170	222
13	1:23.265	42.640		18.779		21.846	167	220	28	1:24.029	42.579		19.422		22.028	170	<b>222</b>
14	1:22.777	42.589		18.694		21.494	167	220	29	<b>1:22.045</b>	<b>42.467</b>		<b>18.107</b>		21.471	170	222
15	1:30.169	44.342		20.193		25.634		220									

### 69 Assenheimer, DEU / Schwager, DEU

**theoretical besttime: 1:21.569**

1	2:24.320	1:37.192		22.802		24.326	168		15	1:22.250	42.761		18.181		<b>21.308</b>	<b>171</b>	227
2	1:26.422	44.667		19.445		22.310	171	223	16	1:27.107	43.361		18.441		25.305		227
3	1:24.028	43.471		18.698		21.859	171	225	17	5:13.880	4:34.090		18.242		21.548	168	
4	1:23.353	42.704		18.657		21.992	173	225	18	1:54.326	51.353		27.618		35.355		226
5	1:27.442	43.108		19.106		25.228		226	19	5:11.744	4:30.910		18.632		22.202	172	
6	4:05.145	3:19.462		19.156		26.527			20	1:27.110	42.532		18.456		26.122	173	227
7	5:07.438	4:26.504		18.962		21.972	171		21	1:22.157	42.437		18.194		21.526	167	227
8	1:22.632	42.366		18.398		21.868	170	225	22	<b>1:21.585</b>	<b>42.265</b>		<b>17.996</b>		21.324	172	224
9	1:23.713	42.536		18.623		22.554	164	225	23	1:26.354	43.295		18.343		24.716		227
10	1:26.630	42.881		18.566		25.183		223	24	5:11.188	4:30.571		18.243		22.374	173	
11	5:23.109	4:40.852		19.179		23.078	170		25	1:22.018	42.487		18.014		21.517	170	227
12	1:23.548	43.002		18.587		21.959	172	225	26	1:22.894	42.935		18.401		21.558	171	227
13	1:26.547	44.233		18.652		23.662	174	226	27	1:22.156	42.624		18.106		21.426	171	226
14	1:22.510	42.979		18.135		21.396	172	<b>227</b>									

### 77 Gounon, FRA / Keilwitz, DEU

**theoretical besttime: 1:20.908**

1	2:36.320	1:51.687		21.833		22.800	169		16	1:26.789	42.722		18.434		25.633		226
2	1:24.797	43.487		19.199		22.111	172	218	17	5:50.518	5:10.779		18.164		21.575	175	
3	1:26.254	42.655		18.536		25.063		223	18	1:25.016	42.074		17.780		25.162		225
4	4:06.094	3:25.030		18.990		22.074	172		19	5:12.573	4:33.473		17.848		<b>21.252</b>	<b>173</b>	
5	1:24.152	43.592		18.458		22.102	165	225	20	<b>1:21.283</b>	<b>41.974</b>		<b>17.682</b>		21.627	174	225
6	1:31.353	43.915		18.881		28.557		220	21	1:22.069	42.121		18.201		21.747	173	<b>227</b>
7	4:58.465	4:18.966		18.156		21.343	171		22	1:25.164	42.139		17.958		25.067		224
8	1:22.089	42.516		18.177		21.396	170	225	23	3:47.079	3:06.574		18.690		21.815	170	
9	1:22.453	42.384		18.393		21.676	169	224	24	1:22.124	42.244		18.506		21.374	172	225
10	1:27.579	42.408		19.769		25.402		224	25	1:23.425	42.321		19.154		21.950	170	225
11	3:51.662	3:11.566		18.480		21.616	174		26	1:22.599	42.168		18.647		21.784	171	224
12	1:22.110	42.437		18.129		21.544	174	225	27	1:21.577	42.074		18.093		21.410	169	225
13	1:23.458	42.310		19.164		21.984	174	225	28	1:21.481	42.058		18.058		21.365	172	225
14	1:21.476	42.189		17.807		21.480	173	226	29	1:43.314	55.584		21.990		25.740		225
15	1:22.459	42.152		18.828		21.479	172	225									



# ADAC GT Masters

## Sector List Free Practice 1

Provisional



Sachsenring, Length: 3645m

Air temperature: 12.33°C

Track temperature: 15.62°C

Weather condition: Dry

**DMSB** Reg. Nr.: 117/16

Friday, April 29, 2016 12:10:00

Lap	Time	SE1	SP1	SE2	SP2	SE3	SP3	TSP	Lap	Time	SE1	SP1	SE2	SP2	SE3	SP3	TSP
<b>99</b> Renauer, DEU / Ragginger, AUT									<b>theoretical besttime: 1:21.474</b>								
1	2:19.728	1:33.186		22.122		24.420	163		16	1:26.437	42.752		18.766		24.919		221
2	1:28.348	45.870		19.746		22.732	169	218	17	5:35.916	4:54.836		19.042		22.038	167	
3	1:24.558	43.527		18.985		22.046	168	222	18	1:28.197	42.936		18.778		26.483		219
4	1:24.333	42.567		19.077		22.689	169	222	19	4:43.196	4:02.488		18.946		21.762	169	
5	1:22.713	42.808		18.593		<b>21.312</b>	170	222	20	1:22.595	42.619		18.372		21.604	170	222
6	1:21.883	42.196		<b>18.227</b>		21.460	168	222	21	1:22.241	42.434		18.250		21.557	169	223
7	1:28.666	42.649		20.373		25.644		222	22	1:23.695	42.928		18.556		22.211	170	222
8	6:31.052	5:48.850		20.583		21.619	169		23	1:21.755	41.989		18.245		21.521	168	222
9	1:22.130	42.227		18.431		21.472	168	222	24	1:27.041	42.723		18.979		25.339		222
10	1:22.253	<b>41.935</b>		18.577		21.741	168	222	25	3:45.691	3:05.677		18.546		21.468	171	
11	1:24.828	42.455		18.551		23.822	169	221	26	1:21.852	42.104		18.287		21.461	171	222
12	1:27.582	42.196		19.581		25.805		221	27	1:21.860	42.036		18.324		21.500	170	<b>223</b>
13	5:46.275	5:06.343		18.529		21.403	171		28	1:24.612	41.994		18.327		24.291		221
14	<b>1:21.739</b>	41.956		18.317		21.466	169	222	29	2:14.352	1:29.912		18.820		25.620		
15	1:21.848	42.076		18.303		21.469	169	222									