

ADAC Formel 4

Result List Free Practice 2



Provisional

DMSB Reg. Nr.: 116/16



Sachsenring, Length: 3645m

Air temperature: 12.97°C

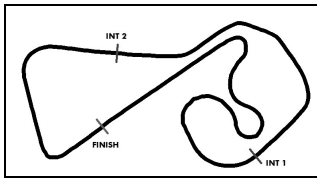
Track temperature: 14.17°C

Weather condition: Dry

Friday, April 29, 2016 11:30:00

started : 35 classified : 35 not classified : 0

Nr.	Drivers	Sponsor	Lap	Best Time	Gap	Diff	Kph	Day Time
Cl.	Car	Competitor						
1	28 K.Schramm(DEU) ADAC Formel 4 powered by Abarth	US Racing	6	1:19.393			165.2	11:44:34
2	2 J.Fittje(DEU) ADAC Formel 4 powered by Abarth	US Racing	6	1:19.502	0.109	0.109	165.0	11:44:23
3	96 J.Mawson(DEU) ADAC Formel 4 powered by Abarth	Van Amersfoort Racing	3	1:19.645	0.252	0.143	164.7	11:35:37
4	35 K.Laliberte(FRA) ADAC Formel 4 powered by Abarth	Van Amersfoort Racing	13	1:19.860	0.467	0.215	164.3	11:57:05
5	29 M.Schumacher(DEU) ADAC Formel 4 powered by Abarth	Prema Powerteam	11	1:19.934	0.541	0.074	164.1	11:55:14
6	99 S.Flörsch(DEU) ADAC Formel 4 powered by Abarth	Motopark	11	1:20.011	0.618	0.077	164.0	11:54:31
7	6 M.Ortmann(DEU) ADAC Formel 4 powered by Abarth	ADAC Berlin-Brandenburg e.V.	3	1:20.027	0.634	0.016	163.9	11:34:29
8	81 N.Nielsen(DNK) R ADAC Formel 4 powered by Abarth	Neuhauser Racing	7	1:20.048	0.655	0.021	163.9	11:44:39
9	5 L.Zendeli(DEU) R ADAC Formel 4 powered by Abarth	ADAC Berlin-Brandenburg e.V.	7	1:20.059	0.666	0.011	163.9	11:44:26
10	66 S.Laaksonen(FIN) ADAC Formel 4 powered by Abarth	Motopark	7	1:20.072	0.679	0.013	163.8	11:44:24
11	27 L.Gachot(GBR) ADAC Formel 4 powered by Abarth	US Racing	7	1:20.227	0.834	0.155	163.5	11:44:27
12	80 F.Drugovich(AUT) R ADAC Formel 4 powered by Abarth	Neuhauser Racing	7	1:20.293	0.900	0.066	163.4	11:44:37
13	71 P.Hamprecht(DEU) ADAC Formel 4 powered by Abarth	RS Competition	6	1:20.345	0.952	0.052	163.3	11:43:29
14	30 K.Gulbrandsen(NOR) R ADAC Formel 4 powered by Abarth	Team Timo Scheider GmbH	7	1:20.353	0.960	0.008	163.3	11:44:56
15	68 J.Correa(ITA) R ADAC Formel 4 powered by Abarth	Prema Powerteam	7	1:20.354	0.961	0.001	163.3	11:44:54
16	45 T.Wolf(DEU) ADAC Formel 4 powered by Abarth	KUG-Motorsport	6	1:20.356	0.963	0.002	163.2	11:43:24
17	33 J.Aberdein(ZAF) R ADAC Formel 4 powered by Abarth	Motopark	7	1:20.398	1.005	0.042	163.2	11:44:36
18	14 T.Preining(AUT) ADAC Formel 4 powered by Abarth	Lechner Racing	6	1:20.497	1.104	0.099	163.0	11:43:50
19	44 J.Vips(ITA) R ADAC Formel 4 powered by Abarth	Prema Powerteam	13	1:20.546	1.153	0.049	162.9	11:56:13
20	7 O.Söderström(SWE) ADAC Formel 4 powered by Abarth	ADAC Berlin-Brandenburg e.V.	13	1:20.596	1.203	0.050	162.8	11:56:05
21	77 J.van Uiter(NLD) ADAC Formel 4 powered by Abarth	Jenzer Motorsport	7	1:20.609	1.216	0.013	162.7	11:44:42
22	25 M.Müller-Crepon(CHE) ADAC Formel 4 powered by Abarth	Van Amersfoort Racing	11	1:20.676	1.283	0.067	162.6	11:54:14
23	8 L.Engstler(DEU) ADAC Formel 4 powered by Abarth	Liqui Moly Team Engstler	6	1:20.819	1.426	0.143	162.3	11:43:46
24	19 F.Scherer(CHE) R ADAC Formel 4 powered by Abarth	Jenzer Motorsport	7	1:20.942	1.549	0.123	162.1	11:44:44
25	9 R.Feller(CHE) R ADAC Formel 4 powered by Abarth	ADAC Berlin-Brandenburg e.V.	12	1:20.999	1.606	0.057	162.0	11:54:57
26	18 J.Meikup(EST) ADAC Formel 4 powered by Abarth	Jenzer Motorsport	6	1:21.064	1.671	0.065	161.8	11:44:20



ADAC Formel 4

Result List Free Practice 2



Provisional

DMSB Reg. Nr.: 116/16

Friday, April 29, 2016 11:30:00



Sachsenring, Length: 3645m
Air temperature: 12.97°C
Track temperature: 14.17°C
Weather condition: Dry

started : 35 classified : 35 not classified : 0

Nr.	Drivers	Sponsor	Lap	Best Time	Gap	Diff	Kph	Day Time
Cl.	Car	Competitor						
27	23 J.Hanses(DEU) R ADAC Formel 4 powered by Abarth	Team Timo Scheider GmbH	9	1:21.105	1.712	0.041	161.7	11:52:35
28	13 Y.Brandt(DEU) R ADAC Formel 4 powered by Abarth	Lechner Racing	12	1:21.351	1.958	0.246	161.3	11:55:56
29	20 K.Kratz(DEU) ADAC Formel 4 powered by Abarth	Jenzer Motorsport	3	1:21.546	2.153	0.195	160.9	11:35:08
30	21 M.Halder(DEU) ADAC Formel 4 powered by Abarth	Liqui Moly Team Engstler	13	1:21.625	2.232	0.079	160.7	11:56:56
31	10 A.Estner(DEU) R ADAC Formel 4 powered by Abarth	RS Competition	11	1:21.833	2.440	0.208	160.3	11:55:59
32	46 M.Auricchio(DEU) ADAC Formel 4 powered by Abarth	Team Timo Scheider GmbH	6	1:22.064	2.671	0.231	159.8	11:54:16
33	55 M.Niederhauser(CHE) ADAC Formel 4 powered by Abarth	Rennsport Rössler	7	1:22.220	2.827	0.156	159.5	11:45:04
34	3 C.Schreiner(DEU) ADAC Formel 4 powered by Abarth	US Racing	12	1:22.490	3.097	0.270	159.0	11:56:09
35	40 L.Hoogenboom(NLD) R ADAC Formel 4 powered by Abarth	Van Amersfoort Racing	2	1:23.875	4.482	1.385	156.4	11:33:32

Subject to final scrutineering!

Publications Time:

Clerk of the course:

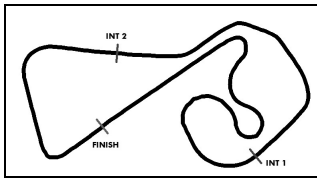
Time Keeping:

ver: 1.0

www.adac.de/motorsport

Page 2/ 2 printed: 29.4.2016 12:00

CERTINA
S W I S S W A T C H E S



ADAC Formel 4

Sector List Free Practice 2



Provisional

DMSB Reg. Nr.: 116/16



Sachsenring, Length: 3645m
 Air temperature: 12.97°C
 Track temperature: 14.17°C
 Weather condition: Dry

Friday, April 29, 2016 11:30:00

Lap	Time	SE1	SP1	SE2	SP2	SE3	SP3	TSP	Lap	Time	SE1	SP1	SE2	SP2	SE3	SP3	TSP
2	Fittje, DEU								theoretical besttime: 1:19.227								
1	1:53.981	1:11.573		19.782		22.626	160		5	5:52.905	5:12.601		18.810		21.494	162	
2	1:20.913	41.711		17.898		21.304	163	201	6	1:19.502	40.916		17.521		21.065	163	203
3	1:57.382	40.772		17.587		59.023	135	203	7	1:41.325	40.641		23.488		37.196		204
4	1:57.788	43.645		24.101		50.042		193	8	5:46.604	4:47.139		26.729		32.736		

3	Schreiner, DEU								theoretical besttime: 1:21.800								
1	2:01.807	1:13.531		22.958		25.318	151		8	4:41.408	3:57.873		19.459		24.076	160	
2	1:27.073	44.854		19.294		22.925	160	195	9	1:23.991	42.433		18.573		22.985	158	202
3	1:27.104	43.556		18.834		24.714	148	203	10	1:23.414	42.873		18.541		22.000	160	201
4	1:56.892	44.883		29.970		42.039		198	11	1:23.622	43.229		18.517		21.876	160	202
5	5:58.477	5:12.890		20.705		24.882	159		12	1:22.490	42.205		18.402		21.883	162	201
6	1:24.228	42.639		19.157		22.432	160	201	13	1:35.773	41.522		20.220		34.031		202
7	1:38.782	41.966		23.492		33.324		202									

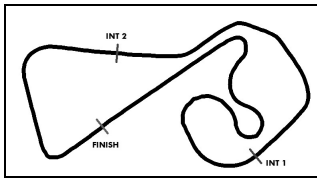
5	Zendeli, DEU								theoretical besttime: 1:19.971								
1	1:37.167	55.252		19.425		22.490	154		8	1:42.140	41.286		22.866		37.988		202
2	1:21.122	41.939		17.998		21.185	164	191	9	4:38.807	3:57.931		18.211		22.665	159	
3	1:20.198	41.396		17.788		21.014	163	200	10	1:22.210	42.787		18.160		21.263	162	198
4	1:24.440	41.609		17.822		25.009		203	11	1:20.842	41.637		18.180		21.025	161	200
5	6:02.237	5:23.035		17.969		21.233	159		12	1:21.246	41.537		17.770		21.939	162	201
6	1:20.544	41.646		17.794		21.104	162	199	13	1:20.831	41.730		17.836		21.265	159	202
7	1:20.059	41.187		17.774		21.098	162	201	14	1:35.735	44.499		18.224		33.012		200

6	Ortmann, DEU								theoretical besttime: 1:19.601								
1	1:47.202	1:06.274		18.955		21.973	160		8	1:41.973	41.001		22.164		38.808		202
2	1:21.301	41.245		18.693		21.363	163	196	9	4:42.425	4:02.755		18.214		21.456	163	
3	1:20.027	40.970		17.934		21.123	163	204	10	1:21.133	41.718		17.924		21.491	163	202
4	1:26.109	40.898		17.811		27.400		204	11	1:21.318	41.085		19.246		20.987	164	203
5	5:49.098	5:10.050		17.830		21.218	162		12	1:20.514	41.494		17.716		21.304	164	202
6	1:20.045	41.051		17.805		21.189	163	202	13	1:47.107	51.964		24.101		31.042		204
7	1:21.425	41.232		17.832		22.361	162	206	14								

7	Söderström, SWE								theoretical besttime: 1:20.193								
1	1:40.098	56.798		20.450		22.850	162		8	1:39.529	41.388		23.240		34.901		204
2	1:22.250	42.625		18.126		21.499	163	197	9	4:42.530	4:02.674		18.465		21.391	162	
3	1:20.912	41.609		17.728		21.575	163	200	10	1:20.814	41.620		17.738		21.456	164	202
4	1:25.565	41.284		17.854		26.427		205	11	1:21.161	41.856		17.872		21.433	165	205
5	5:46.910	5:07.288		18.135		21.487	161		12	1:23.446	44.089		18.176		21.181	163	203
6	1:20.850	41.554		17.988		21.308	163	201	13	1:20.596	41.493		17.884		21.219	163	201
7	1:20.639	41.371		17.959		21.309	163	201	14	1:25.682	41.322		18.064		26.296		202

8	Engstler, DEU								theoretical besttime: 1:20.819								
1	2:14.335	1:33.729		18.907		21.699	163		5	5:26.121	4:45.550		18.689		21.882	160	
2	1:21.270	41.853		18.008		21.409	162	203	6	1:20.819	41.501		17.935		21.383	163	202
3	1:23.401	41.645		18.316		23.440	151	202	7		41.792						203
4	1:59.485	43.626		30.785		45.074		200									

9	Feller, CHE								theoretical besttime: 1:20.938								
1	1:55.142	1:11.408		20.614		23.120	160		8	1:38.466	41.486		18.860		38.120		201
2	1:24.229	43.677		18.684		21.868	162	200	9	4:39.603	3:59.220		18.728		21.655	158	
3	1:23.395	42.279		18.695		22.421	159	203	10	1:23.958	42.854		19.470		21.634	160	200
4	1:29.330	42.195		19.147		27.988		203	11	1:21.354	41.749		18.218		21.387	160	203
5	5:36.825	4:56.072		18.932		21.821	161		12	1:20.999	41.481		18.171		21.347	163	200
6	1:22.122	42.387		18.363		21.372	166	200	13	1:22.717	42.520		18.245		21.952	161	201
7	1:21.728	41.761		18.496		21.471	162	200	14	1:37.379	41.420		18.385		37.574		205



ADAC Formel 4

Sector List Free Practice 2



Provisional

DMSB Reg. Nr.: 116/16



Sachsenring, Length: 3645m
 Air temperature: 12.97°C
 Track temperature: 14.17°C
 Weather condition: Dry

Friday, April 29, 2016 11:30:00

Lap	Time	SE1	SP1	SE2	SP2	SE3	SP3	TSP	Lap	Time	SE1	SP1	SE2	SP2	SE3	SP3	TSP
10	Estner, DEU								theoretical besttime: 1:21.632								
1	2:06.709	1:23.265		20.795		22.649	161		7	1:28.154	41.879		18.716		27.559	202	
2	1:24.402	43.432		18.819		22.151	164	190	8	6:24.178	5:44.188		18.443		21.547	158	
3	1:27.841	43.291		19.617		24.933	148	202	9	1:22.612	42.114		18.821		21.677	159	
4	2:01.539	44.703		31.256		45.580		196	10	1:21.845	41.952		18.296		21.597	165	
5	5:37.317	4:56.011		19.012		22.294	167		11	1:21.833	42.080		18.263		21.490	167	
6	1:22.635	42.201		18.637		21.797	156	199	12	1:27.624	42.167		19.119		26.338	201	

13	Brandt, DEU								theoretical besttime: 1:21.222							
1	1:55.494	1:12.318		20.391		22.785	159		8	1:41.326	42.553		20.798		37.975	201
2	1:22.873	42.575		18.428		21.870	160	200	9	5:20.328	4:39.011		18.955		22.362	162
3	1:23.227	42.496		18.466		22.265	154	200	10	1:22.755	42.121		18.967		21.667	163
4	1:27.811	42.907		18.521		26.383		198	11	1:21.416	41.739		18.204		21.473	161
5	5:55.528	5:14.281		18.857		22.390	154		12	1:21.351	41.868		18.123		21.360	163
6	1:22.187	42.240		18.217		21.730	163	198	13	1:22.501	41.898		18.795		21.808	160
7	1:22.064	42.050		18.162		21.852	159	201	14	1:36.631	44.752		21.855		30.024	200

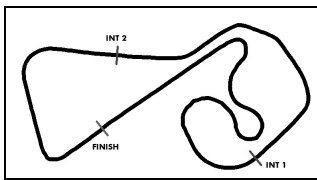
14	Preining, AUT								theoretical besttime: 1:20.497							
1	2:41.004	1:57.207		19.623		24.174	139		7	1:25.247	41.560		18.043		25.644	199
2	1:23.041	43.623		18.046		21.372	161	161	8	5:46.849	5:01.066		18.002		27.781	160
3	1:21.065	41.621		18.005		21.439	160	200	9	1:21.679	41.589		18.739		21.351	160
4	1:51.125	41.727		18.186		51.212		198	10	1:21.240	41.531		18.137		21.572	159
5	5:13.353	4:33.944		18.057		21.352	160		11	1:21.800	41.814		18.290		21.696	156
6	1:20.497	41.378		17.849		21.270	159	200	12	1:29.317	42.359		19.821		27.137	197

18	Meikup, EST								theoretical besttime: 1:21.049							
1	2:26.937	1:39.906		19.305		27.726			8	5:32.752	4:51.644		19.675		21.433	161
2	1:56.051	1:15.537		18.524		21.990	162		9	1:22.430	42.309		18.718		21.403	162
3	1:28.473	42.408		18.108		27.957		203	10	1:24.342	42.192		18.498		23.652	151
4	5:45.579	5:06.001		18.202		21.376	160		11	1:22.600	42.152		18.583		21.865	160
5	1:21.383	41.821		18.163		21.399	160	201	12	1:35.135	41.755		25.296		28.084	200
6	1:21.064	41.566		18.107		21.391	161	201	13							
7	1:40.134	41.734		22.069		36.331		201								

19	Scherer, CHE								theoretical besttime: 1:20.892							
1	1:45.671	59.870		20.916		24.885	158		8	1:42.286	41.923		22.879		37.484	200
2	1:24.201	42.353		19.802		22.046	159	198	9	4:26.804	3:45.433		19.541		21.830	160
3	1:22.066	41.898		18.567		21.601	159	200	10	1:22.679	41.768		18.909		22.002	160
4	1:30.456	42.221		18.217		30.018		199	11	1:21.521	41.628		18.460		21.433	160
5	5:58.772	5:18.710		18.328		21.734	158		12	1:38.030	41.438		33.427		23.165	158
6	1:21.901	41.785		18.612		21.504	160	198	13	1:22.060	41.911		18.515		21.634	158
7	1:20.942	41.242		18.229		21.471	160	199	14	1:34.925	41.281		20.738		32.906	200

20	Kratz, DEU								theoretical besttime: 1:21.202							
1	2:23.059	1:38.513		20.285		24.261	157		8	1:43.328	44.235		21.154		37.939	202
2	1:23.459	43.018		18.646		21.795	160	192	9	4:06.302	3:26.402		18.426		21.474	161
3	1:21.546	41.754		18.195		21.597	159	200	10	1:23.272	42.143		18.996		22.133	160
4	1:59.181	45.273		25.706		48.202		201	11	1:26.578	41.744		18.306		26.528	200
5	5:04.989	4:23.393		19.380		22.216	160		12	4:35.628	3:42.197		21.284		32.147	
6	1:21.581	42.016		18.104		21.461	163	200	13							
7	1:21.786	42.207		17.997		21.582	160	203								

21	Halder, DEU								theoretical besttime: 1:21.421							
1	2:14.029	1:31.959		19.515		22.555	159		8	1:42.139	43.118		21.517		37.504	203
2	1:23.388	42.888		18.468		22.032	159	196	9	4:55.283	4:13.830		19.307		22.146	158
3	1:22.655	42.099		18.140		22.416	157	198	10	1:22.132	41.810		18.460		21.862	160
4	2:02.389	44.079		31.354		46.956		200	11	1:22.019	41.665		18.461		21.893	160
5	5:02.657	4:20.525		18.948		23.184	153		12	1:21.810	41.565		18.414		21.831	161



ADAC Formel 4

Sector List Free Practice 2



Provisional

DMSB Reg. Nr.: 116/16



Sachsenring, Length: 3645m
 Air temperature: 12.97°C
 Track temperature: 14.17°C
 Weather condition: Dry

Friday, April 29, 2016 11:30:00

Lap	Time	SE1	SP1	SE2	SP2	SE3	SP3	TSP	Lap	Time	SE1	SP1	SE2	SP2	SE3	SP3	TSP
6	1:23.138	42.751		18.447		21.940	162	193	13	1:21.625	41.646		18.263		21.716	161	198
7	1:22.306	42.202		18.211		21.893	161	201	14	1:36.175	43.594		22.357		30.224		199

23 Hanses, DEU

theoretical besttime: 1:20.934

1	2:02.586	1:16.943		22.647		22.996	154		8	6:00.215	5:19.933		18.695		21.587	161	
2	1:24.364	43.293		18.895		22.176	159	195	9	1:21.105			18.094		21.259	160	199
3	1:22.912	42.066		18.320		22.526	150	199	10	1:21.766	42.024		18.330		21.412	161	200
4	1:30.350	42.945		19.788		27.617		197	11	1:21.543	41.925		18.054		21.564	160	201
5	6:04.937	5:23.467		18.902		22.568	162		12	1:21.765	41.989		18.261		21.515	160	200
6	1:21.349	41.898		18.113		21.338	163	200	13	1:34.694	41.621		20.164		32.909		203
7	1:27.123	41.904		20.125		25.094		202									

25 Müller-Crepon, CHE

theoretical besttime: 1:20.482

1	2:07.022	1:25.287		19.420		22.315	159		8	1:42.286	41.434		20.489		40.363		200
2	1:22.236	41.719		18.411		22.106	161	199	9	4:44.224	3:58.841		21.068		24.315	153	
3	1:21.649	41.773		18.259		21.617	154	203	10	1:26.977	45.919		18.601		22.457	159	136
4	1:31.857	42.232		19.949		29.676		198	11	1:20.676	41.511		17.934		21.231	161	199
5	5:50.699	5:10.328		18.643		21.728	162		12	1:20.799	41.450		17.971		21.378	161	200
6	1:25.445	45.805		18.135		21.505	160	202	13	1:21.155	41.317		18.163		21.675	159	200
7	1:21.139	41.534		18.126		21.479	160	200	14	1:36.767	46.268		19.327		31.172		200

27 Gachot, GBR

theoretical besttime: 1:20.213

1	1:44.520	1:01.333		19.625		23.562	159		8	1:43.060	41.711		22.066		39.283		204
2	1:22.775	42.045		18.560		22.170	163	200	9	4:24.348	3:42.828		19.177		22.343	161	
3	1:22.327	41.698		18.053		22.576	163	203	10	1:20.890	41.568		17.772		21.550	163	201
4	1:27.668	41.443		17.715		28.510		203	11	1:21.926	41.236		18.320		22.370	163	201
5	5:48.406	5:08.216		18.194		21.996	162		12	1:21.496	41.263		17.725		22.508	129	203
6	1:20.918	41.836		17.717		21.365	163	203	13	1:21.940	42.592		17.677		21.671	162	191
7	1:20.227	41.246		17.612		21.369	163	203	14	1:28.899	41.564		19.205		28.130		200

28 Schramm, DEU

theoretical besttime: 1:19.243

1	1:50.386	1:04.195		22.155		24.036	160		7	1:39.524	42.458		22.533		34.533		203
2	1:20.971	41.632		17.762		21.577	162	201	8	6:28.019	5:48.749		17.909		21.361	163	
3	1:20.905	41.078		18.053		21.774	162	202	9	1:19.470	40.899		17.442		21.129	162	202
4	1:28.036	41.090		17.569		29.377		204	10	1:21.090	41.122		18.439		21.529	162	201
5	7:14.472	6:32.239		20.475		21.758	162		11	1:19.997	40.997		17.705		21.295	162	202
6	1:19.393	40.672		17.468		21.253	163	203	12	1:34.502	40.828		19.992		33.682		203

29 Schumacher, DEU

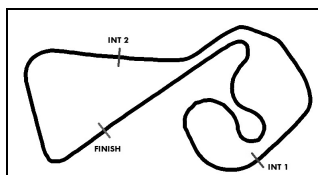
theoretical besttime: 1:19.728

1	1:32.820	50.917		19.360		22.543	161		8	6:11.524	5:32.038		18.080		21.406	162	
2	1:21.682	41.758		18.240		21.684	161	201	9	1:44.910	49.620		33.726		21.564	161	196
3	1:21.256	41.343		18.014		21.899	147	200	10	1:20.061	41.242		17.751		21.068	163	200
4	1:31.487	47.305		17.907		26.275		167	11	1:19.934	40.940		17.720		21.274	163	201
5	6:05.266	5:25.947		18.051		21.268	162		12	1:20.932	41.425		18.149		21.358	164	201
6	1:20.245	41.145		17.860		21.240	163	201	13	1:33.810	41.113		20.138		32.559		203
7	1:24.841	40.951		17.871		26.019		203									

30 Gulbrandsen, NOR

theoretical besttime: 1:20.244

1	1:54.662	1:12.584		19.631		22.447	160		8	1:44.134	44.293		21.297		38.544		202
2	1:21.387	42.082		17.887		21.418	160	200	9	5:31.598	4:49.831		19.016		22.751	159	
3	1:21.181	41.624		17.672		21.885	152	201	10	1:21.962	41.673		17.983		22.306	161	201
4	1:27.154	41.855		17.738		27.561		198	11	1:20.417	41.504		17.666		21.247	161	200
5	6:08.501	5:26.511		19.453		22.537	162		12	1:24.489	44.214		18.317		21.958	163	202
6	1:22.710	42.350		17.833		22.527	160	202	13	1:37.169	41.523		17.871		37.775		203
7	1:20.353	41.331		17.707		21.315	160	201									



ADAC Formel 4

Sector List Free Practice 2



Provisional

DMSB Reg. Nr.: 116/16



Sachsenring, Length: 3645m

Air temperature: 12.97°C

Track temperature: 14.17°C

Weather condition: Dry

Friday, April 29, 2016 11:30:00

Lap	Time	SE1	SP1	SE2	SP2	SE3	SP3	TSP	Lap	Time	SE1	SP1	SE2	SP2	SE3	SP3	TSP
33 Aberdein, ZAF									theoretical besttime: 1:20.398								
1	2:43.869	1:59.311		20.254		24.304	160		8	1:40.975	42.218		21.875		36.882	201	
2	1:24.217	42.526		19.805		21.886	160	199	9	4:19.721	3:38.625		18.946		22.150	160	
3	1:21.124	41.542		17.871		21.711	158	201	10	1:21.837	41.708		18.359		21.770	161	200
4	1:50.156	47.525		23.990		38.641		198	11	1:21.666	41.607		18.293		21.766	156	201
5	4:35.557	3:54.800		19.027		21.730	162		12	1:20.671	41.326		17.981		21.364	162	199
6	1:20.893	41.534		18.003		21.356	163	201	13	1:34.560	53.879		18.609		22.072	159	200
7	1:20.398	41.205		17.867		21.326	160	201	14	1:37.572	42.575		18.687		36.310		201

35 Laliberte, FRA									theoretical besttime: 1:19.690								
1	2:30.441	1:47.748		20.129		22.564	157		8	1:42.094	43.160		20.896		38.038		203
2	1:23.054	42.079		19.022		21.953	160	192	9	4:55.030	4:10.084		21.803		23.143	157	
3	1:20.678	41.337		18.037		21.304	160	200	10	1:25.556	42.828		20.165		22.563	158	192
4	2:00.595	43.667		23.755		53.173		201	11	1:27.628	43.430		19.134		25.064	162	194
5	4:58.309	4:18.032		18.579		21.698	163		12	1:20.286	41.021		17.802		21.463	163	202
6	1:21.030	41.531		18.100		21.399	164	206	13	1:19.860	40.742		17.744		21.374	162	202
7	1:20.143	41.044		17.895		21.204	160	206	14	1:32.826	45.932		19.415		27.479		202

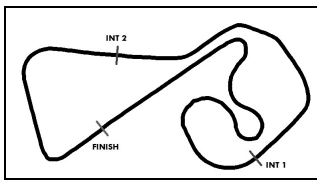
40 Hoogenboom, NLD									theoretical besttime: 1:23.440								
1	2:07.521	1:25.845		19.529		22.147	161		3		42.611						203
2	1:23.875	43.046		18.723		22.106	162	200									

44 Vips, ITA									theoretical besttime: 1:20.154								
1	1:38.700	50.307		20.562		27.831			8	1:40.621	43.104		20.830		36.687		202
2	2:03.397	1:23.668		18.384		21.345	159		9	4:03.741	3:23.385		18.151		22.205	162	
3	1:22.335	41.675		18.018		22.642	157	200	10	1:22.853	42.555		18.819		21.479	162	203
4	1:59.592	42.442		29.555		47.595		202	11	1:21.067	41.365		17.839		21.863	152	201
5	5:13.321	4:30.624		20.352		22.345	160		12	1:21.048	41.958		17.827		21.263	164	197
6	1:22.410	42.796		18.350		21.264	163	193	13	1:20.546	41.757		17.692		21.097	161	203
7	1:23.070	42.648		19.176		21.246	162	202	14	1:33.545	41.460		18.118		33.967		202

45 Wolf, DEU									theoretical besttime: 1:20.080								
1	2:09.073	1:27.765		18.484		22.824	162		8	1:42.706	41.686		23.027		37.993		200
2	1:23.813	41.691		18.677		23.445	163	201	9	4:24.742	3:44.557		18.568		21.617	163	
3	1:24.260	41.690		19.121		23.449	156	202	10	1:21.578	41.641		18.617		21.320	162	203
4	1:57.536	44.208		30.256		43.072		200	11	1:20.569	41.392		17.809		21.368	161	202
5	5:09.108	4:28.527		18.904		21.677	162		12	1:20.452	41.235		17.751		21.466	156	202
6	1:20.356	41.289		17.820		21.247	163	201	13	1:22.698	43.044		18.105		21.549	162	201
7	1:20.648	41.082		17.890		21.676	154	203	14	1:36.764	41.362		18.398		37.004		203

46 Auricchio, DEU									theoretical besttime: 1:21.769								
1	9:28.169	8:27.590		27.659		32.920			5	1:27.165	42.402		20.675		24.088	158	198
2	4:50.581	4:04.317		23.051		23.213	149		6	1:22.064	42.169		18.305		21.590	158	198
3	1:42.141	43.702		22.761		35.678		176	7	1:22.134	41.874		18.580		21.680	160	198
4	5:26.018	4:44.530		19.209		22.279	160		8	1:27.008	42.351		18.586		26.071		199

55 Niederhauser, CHE									theoretical besttime: 1:22.220								
1	2:16.108	1:33.563		20.064		22.481	153		7	1:22.220	42.298		18.401		21.521	156	201
2	1:24.231	43.214		18.960		22.057	155	197	8	1:41.299	45.967		21.844		33.488		200
3	1:23.836	42.608		18.587		22.641	152	200	9	6:35.627	5:45.113		24.551		25.963	143	
4	2:00.874	43.641		29.741		47.492			10	1:31.450	48.195		19.773		23.482	153	186
5	5:13.595	4:31.203		19.878		22.514	159		11	1:32.344	46.188		19.289		26.867		199
6	1:22.696	42.376		18.430		21.890	153	201	12	2:30.233	1:38.435		22.000		29.798		



ADAC Formel 4

Sector List Free Practice 2



Provisional

DMSB Reg. Nr.: 116/16



Sachsenring, Length: 3645m
 Air temperature: 12.97°C
 Track temperature: 14.17°C
 Weather condition: Dry

Friday, April 29, 2016 11:30:00

Lap	Time	SE1	SP1	SE2	SP2	SE3	SP3	TSP	Lap	Time	SE1	SP1	SE2	SP2	SE3	SP3	TSP
66 Laaksonen, FIN									theoretical besttime: 1:19.808								
1	1:42.148	58.156		21.423		22.569	162		8	1:41.890	40.980		22.842		38.068	202	
2	1:20.729	41.545		17.864		21.320	158	200	9	6:14.386	5:34.011		18.375		22.000	160	
3	1:22.319	42.018		18.634		21.667	161	201	10	1:23.829	41.242		19.312		23.275	160	
4	1:28.345	41.333		17.822		29.190		203	11	1:20.807	41.424		18.059		21.324	162	
5	5:49.490	5:09.678		18.492		21.320	160		12	1:20.842	41.162		17.954		21.726	160	
6	1:20.327	41.212		17.782		21.333	159	200	13	1:36.044	41.613		19.000		35.431	203	
7	1:20.072	41.244		17.671		21.157	162	201									

68 Correa, ITA									theoretical besttime: 1:20.160								
1	1:43.614	54.982		21.301		27.331			8	1:41.214	43.012		20.745		37.457	203	
2	2:06.584	1:25.645		19.162		21.777	162		9	4:07.741	3:28.499		17.888		21.354	162	
3	1:22.721	42.146		18.085		22.490	155	201	10	1:22.226	41.873		17.714		22.639	158	
4	1:59.384	43.540		24.439		51.405		201	11	1:22.722	42.282		19.175		21.265	161	
5	4:58.918	4:18.121		18.814		21.983	162		12	1:23.235	41.610		19.701		21.924	161	
6	1:21.935	42.526		18.029		21.380	163	198	13	1:20.645	41.651		17.803		21.191	162	
7	1:20.354	41.300		17.780		21.274	161	202	14	1:27.762	41.255		18.690		27.817	201	

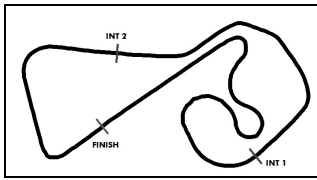
71 Hamprecht, DEU									theoretical besttime: 1:19.964								
1	2:03.265	1:15.988		22.330		24.947	140		7	1:20.853	41.201		17.958		21.694	157	
2	1:24.427	43.574		19.241		21.612	162	182	8	1:39.555	41.480		19.883		38.192	203	
3	1:22.596	41.694		18.194		22.708	149	202	9	6:59.929	6:19.505		18.657		21.767	152	
4	1:26.611	41.724		17.948		26.939		199	10	1:24.467	45.016		18.311		21.140	162	
5	5:51.331	5:12.077		17.994		21.260	160		11	1:22.425	43.205		17.634		21.586	161	
6	1:20.345	41.463		17.656		21.226	161	201	12	1:33.285	41.190		17.887		34.208	205	

77 van Uitert, NLD									theoretical besttime: 1:20.366								
1	2:46.258	2:02.764		20.294		23.200	147		8	1:42.646	42.300		23.719		36.627	203	
2	1:24.938	44.046		18.636		22.256	160	170	9	4:13.458	3:33.782		18.289		21.387	162	
3	1:21.877	41.765		18.325		21.787	161	200	10	1:21.592	41.677		17.921		21.994	157	
4	1:49.056	47.899		23.493		37.664		143	11	1:21.311	41.335		18.065		21.911	161	
5	4:37.727	3:57.951		18.237		21.539	161		12	1:20.941	41.682		17.980		21.279	161	
6	1:21.373	41.726		18.232		21.415	162	200	13	1:41.851	1:01.433		18.986		21.432	163	
7	1:20.609	41.166		18.025		21.418	163	201	14	1:35.793	41.222		18.375		36.196	201	

80 Drugovich, AUT									theoretical besttime: 1:20.158								
1	2:04.351	1:22.840		19.032		22.479	158		8	1:42.071	42.151		22.320		37.600	203	
2	1:24.689	42.679		19.236		22.774	162	200	9	5:21.365	4:35.567		21.962		23.836	155	
3	1:21.888	41.230		18.206		22.452	144	205	10	1:25.497	45.237		18.800		21.460	162	
4	1:33.199	43.298		19.813		30.088		179	11	1:21.115	41.600		18.156		21.359	162	
5	5:31.601	4:51.531		18.514		21.556	160		12	1:20.324	41.053		17.947		21.324	162	
6	1:20.896	41.573		18.073		21.250	163	201	13		41.041					201	
7	1:20.293	41.175		17.867		21.251	162	202									

81 Nielsen, DNK									theoretical besttime: 1:19.866								
1	2:05.184	1:23.423		19.449		22.312	157		8	1:42.054	41.813		22.050		38.191	204	
2	1:29.419	42.210		19.343		27.866	161	196	9	5:59.610	5:12.867		22.377		24.366	152	
3	1:23.361	41.147		18.459		23.755	155	201	10	1:27.233	43.701		19.122		24.410	156	
4	1:59.322	44.072		30.711		44.539		201	11	1:22.156	41.732		18.429		21.995	162	
5	5:01.226	4:21.665		18.144		21.417	161		12	1:21.186	41.135		18.259		21.792	163	
6	1:20.278	41.128		18.024		21.126	163	201	13	1:36.517	40.864		23.158		32.495	203	
7	1:20.048	41.046		17.901		21.101	164	203									

96 Mawson, DEU									theoretical besttime: 1:19.467								
1	2:57.139	2:16.588		18.421		22.130	158		7	1:41.940	41.937		22.802		37.201	203	
2	1:20.509	41.459		17.711		21.339	160	190	8	5:49.634	5:03.450		21.245		24.939	157	
3	1:19.645	40.785		17.712		21.148	162	201	9	1:28.885	43.548		22.528		22.809	163	
4	1:57.302	54.479		25.904		36.919		137	10	1:21.107	42.297		17.839		20.971	164	



ADAC Formel 4

Sector List Free Practice 2



Provisional

DMSB Reg. Nr.: 116/16



Sachsenring, Length: 3645m
 Air temperature: 12.97°C
 Track temperature: 14.17°C
 Weather condition: Dry

Friday, April 29, 2016 11:30:00

Lap	Time	SE1	SP1	SE2	SP2	SE3	SP3	TSP	Lap	Time	SE1	SP1	SE2	SP2	SE3	SP3	TSP
5	5:45.914	5:04.456		20.068		21.390	163		11	1:20.136	40.981		17.858		21.297	162	202
6	1:20.386	41.287		17.976		21.123	164	202	12	1:43.120	48.178		23.546		31.396		202

99 Flörsch, DEU

theoretical besttime: 1:19.921

1	2:00.076	1:13.125		20.432		26.519	156		8	4:43.288	4:00.177		20.974		22.137	162	
2	1:21.089	41.794		17.926		21.369	160	198	9	1:20.302	41.188		17.872		21.242	162	201
3	1:21.114	41.433		17.925		21.756	159	200	10	1:20.652	41.148		18.282		21.222	163	201
4	1:25.359	41.267		18.333		25.759		202	11	1:20.011	41.180		17.721		21.110	160	201
5	6:45.925	6:01.818		20.928		23.179	162		12	1:20.131	41.090		17.766		21.275	160	201
6	1:23.027	41.763		19.593		21.671	163	200	13	1:20.929	41.240		17.991		21.698	161	201
7	1:29.908	41.307		19.495		29.106		202	14	1:29.968	42.683		20.183		27.102		202