

# ADAC Formel 4

## Result List Free Practice 1



Provisional

**DMSB** Reg. Nr.: 116/16

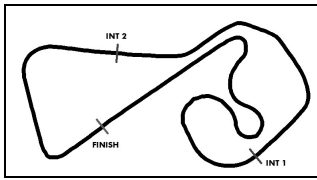


Sachsenring, Length: 3645m  
 Air temperature: 8.36°C  
 Track temperature: 6.16°C  
 Weather condition: Dry

Friday, April 29, 2016 8:00:00

started : 35      classified : 34      not classified : 1

Nr.	Drivers	Sponsor	Lap	Best Time	Gap	Diff	Kph	Day Time
Cl.	Car	Competitor						
1	96 <b>J.Mawson(DEU)</b> ADAC Formel 4 powered by Abarth	Van Amersfoort Racing	5	1:20.256			163.5	8:07:47
2	28 <b>K.Schramm(DEU)</b> ADAC Formel 4 powered by Abarth	US Racing	5	1:20.396	0.140	0.140	163.2	8:07:14
3	33 <b>J.Aberdein(ZAF)</b> R ADAC Formel 4 powered by Abarth	Motopark	10	1:20.552	0.296	0.156	162.9	8:27:42
4	68 <b>J.Correa(ITA)</b> R ADAC Formel 4 powered by Abarth	Prema Powerteam	11	1:20.822	0.566	0.270	162.3	8:28:14
5	71 <b>P.Hamprecht(DEU)</b> ADAC Formel 4 powered by Abarth	RS Competition	10	1:20.911	0.655	0.089	162.1	8:27:53
6	99 <b>S.Flörsch(DEU)</b> ADAC Formel 4 powered by Abarth	Motopark	10	1:21.048	0.792	0.137	161.9	8:28:07
7	8 <b>L.Engstler(DEU)</b> ADAC Formel 4 powered by Abarth	Liqui Moly Team Engstler	10	1:21.076	0.820	0.028	161.8	8:28:18
8	5 <b>L.Zendeli(DEU)</b> R ADAC Formel 4 powered by Abarth	ADAC Berlin-Brandenburg e.V.	9	1:21.138	0.882	0.062	161.7	8:27:47
9	77 <b>J.van Uiert(NLD)</b> ADAC Formel 4 powered by Abarth	Jenzer Motorsport	10	1:21.173	0.917	0.035	161.6	8:28:17
10	7 <b>O.Söderström(SWE)</b> ADAC Formel 4 powered by Abarth	ADAC Berlin-Brandenburg e.V.	7	1:21.229	0.973	0.056	161.5	8:28:12
11	66 <b>S.Laaksonen(FIN)</b> ADAC Formel 4 powered by Abarth	Motopark	10	1:21.374	1.118	0.145	161.2	8:28:06
12	6 <b>M.Ortmann(DEU)</b> ADAC Formel 4 powered by Abarth	ADAC Berlin-Brandenburg e.V.	10	1:21.403	1.147	0.029	161.1	8:26:53
13	44 <b>J.Vips(ITA)</b> R ADAC Formel 4 powered by Abarth	Prema Powerteam	9	1:21.420	1.164	0.017	161.1	8:28:16
14	30 <b>K.Gulbrandsen(NOR)</b> R ADAC Formel 4 powered by Abarth	Team Timo Scheider GmbH	10	1:21.618	1.362	0.198	160.7	8:27:54
15	35 <b>K.Laliberte(FRA)</b> ADAC Formel 4 powered by Abarth	Van Amersfoort Racing	10	1:21.870	1.614	0.252	160.2	8:27:10
16	29 <b>M.Schumacher(DEU)</b> ADAC Formel 4 powered by Abarth	Prema Powerteam	10	1:21.890	1.634	0.020	160.2	8:27:36
17	20 <b>K.Kratz(DEU)</b> ADAC Formel 4 powered by Abarth	Jenzer Motorsport	9	1:21.896	1.640	0.006	160.2	8:27:56
18	45 <b>T.Wolf(DEU)</b> ADAC Formel 4 powered by Abarth	KUG-Motorsport	8	1:21.898	1.642	0.002	160.2	8:27:31
19	80 <b>F.Drugovich(AUT)</b> R ADAC Formel 4 powered by Abarth	Neuhauser Racing	9	1:22.146	1.890	0.248	159.7	8:27:15
20	14 <b>T.Preining(AUT)</b> ADAC Formel 4 powered by Abarth	Lechner Racing	9	1:22.289	2.033	0.143	159.4	8:26:22
21	25 <b>M.Müller-Crepon(CHE)</b> ADAC Formel 4 powered by Abarth	Van Amersfoort Racing	5	1:22.862	2.606	0.573	158.3	8:08:00
22	10 <b>A.Estner(DEU)</b> R ADAC Formel 4 powered by Abarth	RS Competition	9	1:23.348	3.092	0.486	157.4	8:28:01
23	40 <b>L.Hoogenboom(NLD)</b> R ADAC Formel 4 powered by Abarth	Van Amersfoort Racing	9	1:23.420	3.164	0.072	157.3	8:27:46
24	19 <b>F.Scherer(CHE)</b> R ADAC Formel 4 powered by Abarth	Jenzer Motorsport	8	1:23.767	3.511	0.347	156.6	8:27:21
25	2 <b>J.Fittje(DEU)</b> ADAC Formel 4 powered by Abarth	US Racing	3	1:23.852	3.596	0.085	156.4	8:06:07
26	18 <b>J.Meikup(EST)</b> ADAC Formel 4 powered by Abarth	Jenzer Motorsport	9	1:24.204	3.948	0.352	155.8	8:27:19



# ADAC Formel 4

## Result List Free Practice 1



Provisional

**DMSB** Reg. Nr.: 116/16

Friday, April 29, 2016 8:00:00



Sachsenring, Length: 3645m  
Air temperature: 8.36°C  
Track temperature: 6.16°C  
Weather condition: Dry

**started : 35      classified : 34      not classified : 1**

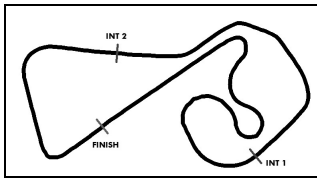
Nr.	Drivers	Sponsor	Lap	Best Time	Gap	Diff	Kph	Day Time
Cl.	Car	Competitor						
27	27 <b>L.Gachot(GBR)</b> ADAC Formel 4 powered by Abarth	US Racing	6	<b>1:24.327</b>	4.071	0.123	155.6	8:27:05
28	13 <b>Y.Brandt(DEU)</b> R ADAC Formel 4 powered by Abarth	Lechner Racing	9	<b>1:24.492</b>	4.236	0.165	155.3	8:27:14
29	21 <b>M.Halder(DEU)</b> ADAC Formel 4 powered by Abarth	Liqui Moly Team Engstler	9	<b>1:25.140</b>	4.884	0.648	154.1	8:27:07
30	81 <b>N.Nielsen(DNK)</b> R ADAC Formel 4 powered by Abarth	Neuhauser Racing	4	<b>1:25.406</b>	5.150	0.266	153.6	8:07:06
31	9 <b>R.Feller(CHE)</b> R ADAC Formel 4 powered by Abarth	ADAC Berlin-Brandenburg e.V.	7	<b>1:25.601</b>	5.345	0.195	153.2	8:27:08
32	23 <b>J.Hanses(DEU)</b> R ADAC Formel 4 powered by Abarth	Team Timo Scheider GmbH	7	<b>1:26.064</b>	5.808	0.463	152.4	8:27:37
33	55 <b>M.Niederhauser(CHE)</b> ADAC Formel 4 powered by Abarth	Rennsport Rössler	6	<b>1:27.106</b>	6.850	1.042	150.6	8:27:29
34	3 <b>C.Schreiner(DEU)</b> ADAC Formel 4 powered by Abarth	US Racing	8	<b>1:27.842</b>	7.586	0.736	149.3	8:27:03
<b>Not classified</b>								
46	M.Auricchio(DEU) ADAC Formel 4 powered by Abarth	Team Timo Scheider GmbH	0					

**Subject to final scrutineering!**

Publications Time:

Clerk of the course:

Time Keeping:



# ADAC Formel 4

## Sector List Free Practice 1



Provisional

**DMSB** Reg. Nr.: 116/16



Sachsenring, Length: 3645m  
 Air temperature: 8.36°C  
 Track temperature: 6.16°C  
 Weather condition: Dry

Friday, April 29, 2016 8:00:00

Lap	Time	SE1	SP1	SE2	SP2	SE3	SP3	TSP	Lap	Time	SE1	SP1	SE2	SP2	SE3	SP3	TSP
<b>2</b>	Fittje, DEU								<b>theoretical besttime: 1:22.037</b>								
1	3:14.697	2:26.749		22.913		25.035	153		6	10:01.041	8:55.858		24.487		40.696		
2	1:28.092	45.154		19.726		23.212	155	175	7	7:02.733	6:21.452		19.161		22.120	158	
3	<b>1:23.852</b>	43.343		<b>18.390</b>		22.119	158	179	8	1:24.364	43.885		18.759		<b>21.720</b>	<b>159</b>	199
4	1:30.817	45.314		21.054		24.449	158	198	9	1:43.206	<b>41.927</b>		22.328		38.951		<b>200</b>
5	1:39.362	44.112		23.217		32.033		199									

<b>3</b>	Schreiner, DEU								<b>theoretical besttime: 1:25.780</b>								
1	2:05.829	1:06.861		28.326		30.642	133		6	10:29.591	9:18.604		31.721		39.266		
2	1:47.757	54.699		24.951		28.107	154	147	7	6:23.550	5:33.769		23.382		26.399	156	
3	1:37.139	47.827		22.281		27.031	155	197	8	<b>1:27.842</b>	44.741		19.925		<b>23.176</b>	<b>157</b>	198
4	1:30.870	46.531		20.460		23.879	158	198	9	1:35.289	<b>43.474</b>		<b>19.130</b>		32.685		199
5	1:39.915	43.962		20.679		35.274		<b>199</b>	10								

<b>5</b>	Zendeli, DEU								<b>theoretical besttime: 1:21.138</b>								
1	2:04.343	1:14.585		23.069		26.689	148		6	1:55.381	49.099		24.995		41.287		194
2	1:30.691	46.645		20.556		23.490	152	192	7	5:23.974	4:43.298		18.761		21.915	160	
3	1:25.520	44.160		18.822		22.538	154	191	8	1:22.258	42.417		18.276		21.565	160	198
4	1:48.325	1:01.142		20.877		26.306		196	9	<b>1:21.138</b>	<b>41.754</b>		<b>18.019</b>		<b>21.365</b>	<b>163</b>	198
5	10:54.755	10:12.112		19.789		22.854	156		10	1:44.508	43.231		22.829		38.448		<b>201</b>

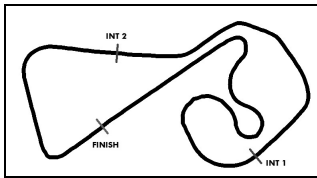
<b>6</b>	Ortmann, DEU								<b>theoretical besttime: 1:20.560</b>								
1	1:58.788	1:11.651		22.485		24.652	153		7	8:21.982	7:41.577		18.502		21.903	160	
2	1:28.545	45.334		20.300		22.911	156	185	8	1:51.076	45.202		22.566		43.308		202
3	1:23.833	43.063		18.605		22.165	158	197	9	6:05.075	5:25.292		<b>18.076</b>		21.707	161	
4	1:22.790	42.422		18.361		22.007	155	<b>202</b>	10	<b>1:21.403</b>	42.045		18.093		<b>21.265</b>	<b>162</b>	200
5	1:22.147	42.106		18.180		21.861	160	197	11	1:21.495	<b>41.219</b>		18.102		22.174	161	201
6	1:37.579	42.420		24.508		30.651		198	12	1:42.270	46.901		22.265		33.104		200

<b>7</b>	Söderström, SWE								<b>theoretical besttime: 1:21.229</b>								
1	2:59.185	1:57.124		27.100		34.961			5	6:06.956	5:22.083		20.926		23.947	159	
2	5:24.352	4:25.292		23.014		36.046			6	1:22.702	42.507		18.292		21.903	161	198
3	9:07.098	8:23.906		19.845		23.347	157		7	<b>1:21.229</b>	<b>41.737</b>		<b>17.994</b>		<b>21.498</b>	<b>163</b>	198
4	1:50.547	45.271		24.539		40.737		196	8	1:41.522	44.679		24.006		32.837		<b>199</b>

<b>8</b>	Engstler, DEU								<b>theoretical besttime: 1:21.076</b>								
1	2:22.484	1:34.433		22.830		25.221	152		7	1:52.521	45.884		23.400		43.237		200
2	1:32.373	47.976		20.787		23.610	156	192	8	6:05.523	5:24.328		18.708		22.487	158	
3	1:29.268	46.711		20.142		22.415	159	194	9	1:21.496	42.084		18.023		21.389	163	201
4	1:24.009	43.315		18.686		22.008	162	199	10	<b>1:21.076</b>	<b>41.864</b>		<b>17.828</b>		<b>21.384</b>	<b>163</b>	<b>202</b>
5	1:29.656	42.653		19.155		27.848		201	11	1:44.968	46.861		23.494		34.613		187
6	9:18.979	8:37.237		19.384		22.358	160										

<b>9</b>	Feller, CHE								<b>theoretical besttime: 1:23.824</b>								
1	2:36.448	1:40.891		24.968		30.589			5	1:53.216	47.406		22.164		43.646		178
2	4:42.096	3:52.615		23.200		26.281	140		6	6:11.135	5:25.659		20.590		24.886	157	
3	1:46.091	51.297		23.591		31.203		166	7	<b>1:25.601</b>	44.368		19.147		<b>22.086</b>	<b>160</b>	197
4	8:33.173	7:45.135		22.462		25.576	156		8	1:38.686	<b>42.868</b>		<b>18.870</b>		36.948		<b>198</b>

<b>10</b>	Estner, DEU								<b>theoretical besttime: 1:23.345</b>								
1	2:47.440	1:52.482		26.632		28.326	152		6	9:50.278	8:55.829		21.794		32.655		
2	1:37.314	49.804		22.375		25.135	146	160	7	6:26.655	5:44.178		19.689		22.788	160	
3	1:30.924	45.996		21.229		23.699	159	164	8	1:24.006	43.132		18.674		<b>22.200</b>	<b>155</b>	189
4	1:26.755	44.277		19.572		22.906	163	197	9	<b>1:23.348</b>	<b>42.555</b>		<b>18.590</b>		22.203	155	<b>198</b>
5	1:34.328	43.703		20.428		30.197		197	10	1:37.111	43.393		19.889		33.829		198



# ADAC Formel 4

## Sector List Free Practice 1



Provisional

**DMSB** Reg. Nr.: 116/16



Sachsenring, Length: 3645m  
Air temperature: 8.36°C  
Track temperature: 6.16°C  
Weather condition: Dry

Friday, April 29, 2016 8:00:00

Lap	Time	SE1	SP1	SE2	SP2	SE3	SP3	TSP	Lap	Time	SE1	SP1	SE2	SP2	SE3	SP3	TSP
<b>13</b>	Brandt, DEU								<b>theoretical besttime: 1:23.987</b>								
1	2:40.934	1:44.958		26.273		29.703	150		6	8:46.107	8:02.779		20.589		22.739	157	
2	1:41.366	51.786		22.696		26.884	150	191	7	1:54.645	48.343		24.729		41.573		197
3	1:33.162	47.562		21.298		24.302	156	188	8	6:08.590	5:25.042		19.705		23.843	162	
4	1:28.964	45.435		20.452		23.077	157	196	9	<b>1:24.492</b>	43.075		18.692		<b>22.725</b>	<b>153</b>	196
5	1:35.067	43.989		21.237		29.841		<b>198</b>	10	1:36.385	<b>42.797</b>		<b>18.465</b>		35.123		196

<b>14</b>	Preining, AUT								<b>theoretical besttime: 1:21.132</b>								
1	2:14.638	1:26.125		23.180		25.333	136		6	1:32.751	42.103		20.597		30.051		197
2	1:33.581	46.919		22.731		23.931	135	149	7	8:53.387	8:06.997		18.377		28.013		
3	1:25.616	44.601		18.912		22.103	158	168	8	6:30.299	5:50.661		18.129		<b>21.509</b>	<b>160</b>	
4	1:23.581	42.898		18.516		22.167	158	<b>198</b>	9	<b>1:22.289</b>	<b>41.770</b>		18.251		22.268	160	198
5	1:25.591	44.022		19.364		22.205	157	<b>199</b>	10		41.785		<b>17.853</b>				198

<b>18</b>	Meikup, EST								<b>theoretical besttime: 1:23.224</b>								
1	2:20.570	1:32.290		22.854		25.426	145		6	9:21.286	8:30.821		27.481		22.984	157	
2	1:35.075	49.690		20.732		24.653	154	193	7	2:10.582	1:02.597		32.315		35.670		153
3	1:31.698	46.487		21.715		23.496	156	198	8	5:38.028	4:56.755		19.256		<b>22.017</b>	<b>157</b>	
4	1:35.637	51.497		19.797		24.343	157	160	9	<b>1:24.204</b>	42.910		18.811		22.483	159	198
5	1:41.268	43.646		20.008		37.614		198	10	1:37.490	<b>42.577</b>		<b>18.630</b>		36.283		<b>199</b>

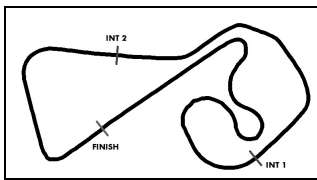
<b>19</b>	Scherer, CHE								<b>theoretical besttime: 1:23.071</b>								
1	2:34.166	1:41.917		25.270		26.979	144		6	9:38.448	8:51.109		20.041		27.298		
2	1:35.382	48.672		22.015		24.695	147	178	7	7:28.979	6:46.929		19.483		22.567	156	
3	1:30.426	45.656		20.361		24.409	148	177	8	<b>1:23.767</b>	42.788		18.901		<b>22.078</b>	<b>154</b>	<b>196</b>
4	1:27.893	45.068		19.711		23.114	155	183	9	1:37.073	<b>42.281</b>		<b>18.712</b>		36.080		194
5	1:41.338	43.287		19.358		38.693		194									

<b>20</b>	Kratz, DEU								<b>theoretical besttime: 1:21.660</b>								
1	2:23.683	1:33.329		23.161		27.193	150		6	10:05.579	9:15.133		21.108		29.338		
2	1:36.186	50.018		21.617		24.551	154	177	7	6:31.654	5:48.356		19.847		23.451	156	
3	1:29.635	44.954		20.017		24.664	156	195	8	1:24.421	43.878		18.821		21.722	160	176
4	1:26.755	44.017		19.868		22.870	157	198	9	<b>1:21.896</b>	42.025		<b>18.426</b>		<b>21.445</b>	<b>161</b>	<b>198</b>
5	1:36.009	45.819		19.817		30.373		190	10	1:40.349	<b>41.789</b>		19.331		39.229		198

<b>21</b>	Halder, DEU								<b>theoretical besttime: 1:23.751</b>								
1	2:18.939	1:27.348		24.847		26.744	149		7	1:53.548	47.915		24.496		41.137		196
2	1:37.382	51.224		21.823		24.335	155	148	8	6:05.312	5:22.248		19.558		23.506	156	
3	1:31.897	46.795		21.133		23.969	155	194	9	<b>1:25.140</b>	43.965		<b>18.740</b>		<b>22.435</b>	<b>161</b>	197
4	1:28.568	45.101		20.555		22.912	156	197	10	1:36.058	<b>42.576</b>		19.273		34.209		198
5	1:34.057	43.442		19.287		31.328		<b>199</b>	11								
6	9:12.054	8:29.095		19.783		23.176	155										

<b>23</b>	Hanses, DEU								<b>theoretical besttime: 1:24.581</b>								
1	2:01.260	1:12.327		23.736		25.197	147		5	9:36.639	43.229		7:53.480		59.930		<b>196</b>
2	1:31.576	46.724		21.289		23.563	153	186	6	10:06.559	9:20.578		22.249		23.732	153	
3	1:28.207	44.794		19.808		23.605	153	190	7	<b>1:26.064</b>	43.935		19.692		<b>22.437</b>	<b>159</b>	193
4	1:26.692	44.461		<b>19.401</b>		22.830	158	195	8	1:43.947	<b>42.743</b>		23.088		38.116		196

<b>25</b>	Müller-Crepon, CHE								<b>theoretical besttime: 1:21.894</b>								
1	2:09.521	1:20.147		23.155		26.219	148		7	8:09.104	7:27.538		19.289		22.277	160	
2	1:36.087	50.280		21.759		24.048	155	176	8	1:54.038	47.371		24.559		42.108		<b>201</b>
3	1:27.082	44.582		19.828		22.672	155	192	9	6:04.778	5:23.709		19.236		21.833	158	
4	1:24.376	43.578		18.735		22.063	158	196	10	1:23.522	43.223		18.553		<b>21.746</b>	<b>161</b>	200
5	<b>1:22.862</b>	41.954		18.991		21.917	159	198	11	1:32.874	<b>41.871</b>		<b>18.277</b>		32.726		199
6	1:34.956	44.815		20.578		29.563		200	12								



# ADAC Formel 4

## Sector List Free Practice 1



Provisional

**DMSB** Reg. Nr.: 116/16



Sachsenring, Length: 3645m  
 Air temperature: 8.36°C  
 Track temperature: 6.16°C  
 Weather condition: Dry

Friday, April 29, 2016 8:00:00

Lap	Time	SE1	SP1	SE2	SP2	SE3	SP3	TSP	Lap	Time	SE1	SP1	SE2	SP2	SE3	SP3	TSP
<b>27</b>	Gachot, GBR								<b>theoretical besttime: 1:23.262</b>								
1	2:08.364	1:16.053		24.522		27.789	148		5	6:08.030	5:24.659		19.904		23.467	159	
2	1:41.612	51.995		21.705		27.912		163	6	<b>1:24.327</b>	43.643		<b>18.576</b>		<b>22.108</b>	<b>161</b>	198
3	4:25.382	3:37.649		20.456		27.277			7	1:36.251	<b>42.578</b>		20.704		32.969		<b>200</b>
4	11:17.489	10:10.788		21.975		44.726			8								

<b>28</b>	Schramm, DEU								<b>theoretical besttime: 1:20.226</b>								
1	1:39.471	53.804		21.536		24.131	155		6	1:37.972	<b>41.131</b>		18.134		38.707		<b>200</b>
2	1:27.792	45.542		19.431		22.819	159	185	7	11:26.721	10:16.797		32.312		37.612		
3	1:22.730	42.539		18.144		22.047	160	197	8	6:25.007	5:44.166		18.807		22.034	160	
4	1:23.719	41.668		19.589		22.462	160	200	9	1:20.975	41.476		17.642		21.857	161	199
5	<b>1:20.396</b>	41.301		<b>17.629</b>		<b>21.466</b>	162	200	10	1:36.387	42.017		19.936		34.434		200

<b>29</b>	Schumacher, DEU								<b>theoretical besttime: 1:21.254</b>								
1	1:51.634	1:03.394		23.413		24.827	153		7	8:51.306	8:01.977		27.058		22.271	161	
2	1:27.588	45.418		19.168		23.002	155	190	8	2:10.565	1:03.369		32.206		34.990		154
3	1:24.226	43.267		18.824		22.135	159	190	9	5:59.493	5:19.163		18.569		21.761	158	
4	1:23.788	43.344		<b>18.541</b>		21.903	161	194	10	<b>1:21.890</b>	41.689		18.771		<b>21.430</b>	<b>160</b>	200
5	1:24.396	44.172		18.575		21.649	158	<b>202</b>	11	1:43.992	<b>41.283</b>		24.446		38.263		199
6	1:40.890	43.650		25.926		31.314		200									

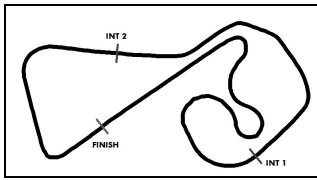
<b>30</b>	Gulbrandsen, NOR								<b>theoretical besttime: 1:21.200</b>								
1	2:03.595	1:13.197		23.248		27.150	151		7	8:49.142	8:02.084		19.206		27.852		
2	1:32.868	48.036		20.518		24.314	155	168	8	6:48.044	6:06.078		19.427		22.539	157	
3	1:28.435	45.172		19.377		23.886	154	182	9	1:23.176	42.821		18.143		22.212	156	195
4	1:25.392	44.123		18.727		22.542	151	193	10	<b>1:21.618</b>	42.373		<b>17.808</b>		<b>21.437</b>	<b>160</b>	<b>199</b>
5	1:24.709	44.052		18.512		22.145	157	183	11	1:39.846	<b>41.955</b>		19.014		38.877		199
6	1:36.719	43.379		20.789		32.551		198									

<b>33</b>	Aberdein, ZAF								<b>theoretical besttime: 1:20.552</b>								
1	1:57.048	1:07.488		23.673		25.887	140		7	8:55.848	8:07.537		19.360		28.951		
2	1:29.361	46.733		20.195		22.433	158	166	8	6:38.261	5:57.153		19.271		21.837	162	
3	1:24.359	42.954		18.839		22.566	153	195	9	1:22.787	42.047		18.984		21.756	161	200
4	1:28.805	43.722		19.678		25.405	160	198	10	<b>1:20.552</b>	<b>41.323</b>		<b>17.895</b>		<b>21.334</b>	<b>160</b>	<b>202</b>
5	1:22.814	42.628		18.536		21.650	160	201	11	1:43.280	41.990		22.727		38.563		200
6	1:41.497	43.253		23.288		34.956		201									

<b>35</b>	Laliberte, FRA								<b>theoretical besttime: 1:21.491</b>								
1	2:09.148	1:19.532		22.796		26.820	151		7	8:12.408	7:29.719		20.115		22.574	160	
2	1:35.500	50.310		21.376		23.814	155	192	8	1:59.131	56.239		26.182		36.710		200
3	1:28.169	45.346		20.597		22.226	160	193	9	6:03.178	5:21.876		18.766		22.536	159	
4	1:23.668	43.169		18.662		21.837	160	<b>200</b>	10	<b>1:21.870</b>	41.957		18.132		21.781	156	199
5	1:22.939	42.084		19.179		<b>21.676</b>	159	198	11	1:35.212	<b>41.732</b>		<b>18.083</b>		35.397		198
6	1:33.863	44.674		20.672		28.517		198									

<b>40</b>	Hoogenboom, NLD								<b>theoretical besttime: 1:23.420</b>								
1	2:18.002	1:25.062		26.139		26.801	140		6	9:14.474	8:31.880		20.024		22.570	160	
2	1:36.221	50.135		21.908		24.178	155	155	7	1:51.625	47.332		24.154		40.139		<b>199</b>
3	1:33.481	47.700		22.087		23.694	154	174	8	6:47.877	6:05.033		20.683		22.161	159	
4	1:27.775	44.767		20.206		22.802	157	197	9	<b>1:23.420</b>	<b>42.837</b>		<b>18.666</b>		<b>21.917</b>	<b>159</b>	199
5	1:33.171	43.515		19.992		29.664		197	10	1:43.461	43.164		21.947		38.350		199

<b>44</b>	Vips, ITA								<b>theoretical besttime: 1:21.420</b>								
1	1:55.988	1:07.054		22.857		26.077	151		6	1:52.767	44.384		24.433		43.950		<b>201</b>
2	1:37.681	47.595		22.083		28.003		188	7	6:05.735	5:23.918		19.268		22.549	160	
3	4:07.933	3:25.477		19.870		22.586	155		8	1:23.284	42.137		19.322		21.825	159	199
4	1:43.426	44.903		23.455		35.068		198	9	<b>1:21.420</b>	<b>41.743</b>		<b>18.316</b>		<b>21.361</b>	<b>160</b>	200
5	8:07.854	7:26.195		19.558		22.101	161		10	1:42.803	46.364		22.145		34.294		201



# ADAC Formel 4

## Sector List Free Practice 1



Provisional

**DMSB** Reg. Nr.: 116/16



Sachsenring, Length: 3645m  
Air temperature: 8.36°C  
Track temperature: 6.16°C  
Weather condition: Dry

Friday, April 29, 2016 8:00:00

Lap	Time	SE1	SP1	SE2	SP2	SE3	SP3	TSP	Lap	Time	SE1	SP1	SE2	SP2	SE3	SP3	TSP
-----	------	-----	-----	-----	-----	-----	-----	-----	-----	------	-----	-----	-----	-----	-----	-----	-----

### 45 Wolf, DEU theoretical besttime: 1:21.493

1	2:55.832	2:04.413		23.217		28.202	151		6	9:39.704	8:50.110		19.762		29.832		
2	1:36.433	49.593		22.033		24.807	157	150	7	7:34.410	6:45.625		24.569		24.216	161	
3	1:26.585	44.037		19.121		23.427	159	195	8	<b>1:21.898</b>	42.368		<b>18.085</b>		<b>21.445</b>	<b>162</b>	198
4	1:23.895	42.732		18.865		22.298	161	198	9	1:37.566	42.316		21.777		33.473		200
5	1:31.742	<b>41.963</b>		19.949		29.830		<b>202</b>									

### 46 Auricchio, DEU theoretical besttime:

1	2:12.428	1:15.300		<b>24.543</b>		32.585											
---	----------	----------	--	---------------	--	--------	--	--	--	--	--	--	--	--	--	--	--

### 55 Niederhauser, CHE theoretical besttime: 1:26.247

1	2:35.709	1:40.595		26.288		28.826	145		5	6:49.531	6:04.958		20.981		23.592	153	
2	1:40.921	48.450		21.830		30.641		185	6	<b>1:27.106</b>	44.269		<b>19.821</b>		<b>23.016</b>	<b>151</b>	191
3	5:04.969	4:07.067		23.833		34.069			7	1:37.670	<b>43.410</b>		21.631		32.629		<b>195</b>
4	9:50.853	8:38.979		31.851		40.023											

### 66 Laaksonen, FIN theoretical besttime: 1:21.374

1	2:01.768	1:11.477		23.762		26.529	132		7	9:44.081	8:33.633		29.173		41.275		
2	1:34.056	48.823		20.672		24.561	159	154	8	6:07.039	5:25.260		19.336		22.443	160	
3	1:29.366	46.769		19.768		22.829	160	169	9	1:22.310	42.106		18.240		21.964	161	198
4	1:25.264	44.026		18.836		22.402	155	182	10	<b>1:21.374</b>	<b>41.972</b>		<b>17.878</b>		<b>21.524</b>	<b>160</b>	<b>202</b>
5	1:23.398	42.275		19.341		21.782	160	197	11	1:37.313	42.064		20.099		35.150		200
6	1:36.785	42.359		22.016		32.410		198									

### 68 Correa, ITA theoretical besttime: 1:20.822

1	1:54.126	1:03.073		24.245		26.808	151		7	8:12.341	7:29.903		19.652		22.786	159	
2	1:29.436	45.219		20.084		24.133	154	193	8	1:51.210	43.654		24.714		42.842		198
3	1:26.326	44.213		19.119		22.994	155	191	9	6:07.011	5:24.026		20.348		22.637	161	
4	1:24.218	43.111		18.426		22.681	157	198	10	1:21.686	42.099		18.142		21.445	161	200
5	1:24.527	43.871		18.458		22.198	158	184	11	<b>1:20.822</b>	<b>41.660</b>		<b>17.969</b>		<b>21.193</b>	<b>163</b>	200
6	1:41.661	43.981		23.891		33.789		200	12	1:42.356	47.838		20.776		33.742		<b>201</b>

### 71 Hamprecht, DEU theoretical besttime: 1:20.379

1	2:19.485	1:29.896		24.216		25.373	151		7	8:46.585	8:02.317		18.468		25.800		
2	1:31.636	47.362		20.185		24.089	155	193	8	6:46.395	6:06.487		18.250		21.658	159	
3	1:26.205	44.843		18.769		22.593	157	193	9	1:22.116	42.239		18.193		21.684	156	200
4	1:25.238	44.482		18.785		21.971	158	198	10	<b>1:20.911</b>	41.924		<b>17.707</b>		<b>21.280</b>	<b>161</b>	198
5	1:22.872	42.525		18.691		21.656	160	199	11	1:39.433	<b>41.392</b>		19.203		38.838		199
6	1:31.328	42.207		19.438		29.683		<b>200</b>									

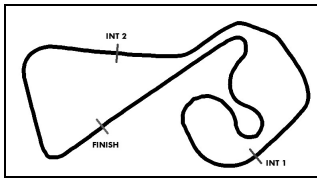
### 77 van Uiter, NLD theoretical besttime: 1:21.173

1	2:22.087	1:33.757		23.041		25.289	153		7	1:52.922	46.576		22.616		43.730		198
2	1:40.515	51.286		24.868		24.361	154	169	8	6:05.141	5:24.464		18.585		22.092	162	
3	1:28.975	46.257		19.864		22.854	158	150	9	1:22.282	42.381		18.352		21.549	161	199
4	1:30.623	48.368		19.287		22.968	157	196	10	<b>1:21.173</b>	<b>41.721</b>		<b>18.092</b>		<b>21.360</b>	<b>162</b>	<b>199</b>
5	1:40.310	43.666		20.495		36.149		199	11	1:44.105	46.711		23.015		34.379		179
6	8:52.796	8:10.990		19.265		22.541	159										

### 80 Drugovich, AUT theoretical besttime: 1:21.493

1	2:36.685	1:45.356		23.802		27.527	140		6	9:09.603	8:25.638		20.283		23.682	153	
2	1:34.174	47.892		21.755		24.527	153	172	7	1:50.994	47.282		26.952		36.760		162
3	1:28.779	44.717		20.434		23.628	154	180	8	6:06.503	5:24.982		19.166		22.355	157	
4	1:25.209	43.328		19.385		22.496	155	193	9	<b>1:22.146</b>	42.083		18.406		<b>21.657</b>	<b>159</b>	198
5	1:41.118	42.693		19.923		38.502		195	10	1:37.153	<b>41.634</b>		<b>18.202</b>		37.317		<b>199</b>





# ADAC Formel 4

## Sector List Free Practice 1



Provisional

**DMSB** Reg. Nr.: 116/16



Sachsenring, Length: 3645m  
 Air temperature: 8.36°C  
 Track temperature: 6.16°C  
 Weather condition: Dry

Friday, April 29, 2016 8:00:00

Lap	Time	SE1	SP1	SE2	SP2	SE3	SP3	TSP	Lap	Time	SE1	SP1	SE2	SP2	SE3	SP3	TSP
<b>81 Nielsen, DNK</b>									<b>theoretical besttime: 1:22.316</b>								
1	2:37.380	1:45.895		24.356		27.129	134		6	9:04.756	8:20.781		19.783		24.192	157	
2	1:34.743	47.942		21.779		25.022	147	161	7	1:51.122	45.210		29.296		36.616		197
3	1:28.392	44.938		20.080		23.374	152	186	8	6:04.220	5:22.321		19.550		<b>22.349</b>	<b>158</b>	
4	<b>1:25.406</b>	43.323		19.346		22.737	153	191	9	1:25.924	<b>41.760</b>		18.466		25.698	155	<b>198</b>
5	1:41.501	42.635		19.746		39.120		189	10	1:34.724	41.800		<b>18.207</b>		34.717		196
<b>96 Mawson, DEU</b>									<b>theoretical besttime: 1:20.256</b>								
1	2:07.898	1:18.438		23.442		26.018	146		5	<b>1:20.256</b>	<b>41.321</b>		<b>17.752</b>		<b>21.183</b>	<b>161</b>	196
2	1:30.385	46.773		20.138		23.474	155	167	6	1:41.760	43.242		26.459		32.059		<b>201</b>
3	1:26.410	44.153		19.027		23.230	155	191	7								
4	1:22.234	42.343		18.113		21.778	161	193									
<b>99 Flörsch, DEU</b>									<b>theoretical besttime: 1:21.048</b>								
1	1:59.254	1:08.799		23.832		26.623	144		7	9:52.052	8:47.842		23.866		40.344		
2	1:29.851	46.086		20.541		23.224	157	174	8	6:05.310	5:21.815		20.428		23.067	160	
3	1:24.235	43.602		18.649		21.984	159	186	9	1:21.536	42.105		17.861		21.570	161	197
4	1:23.176	42.301		18.623		22.252	158	199	10	<b>1:21.048</b>	<b>41.680</b>		<b>17.832</b>		<b>21.536</b>	<b>161</b>	<b>201</b>
5	1:29.878	45.895		22.175		21.808	161	198	11	1:37.759	42.216		20.172		35.371		200
6	1:40.589	42.930		21.912		35.747		198									