



# ADAC Formel 4

## Result List Race 3

Provisional



Motorsportarena Oschersleben, Length: 3696m

Air temperature: 12.41°C

Track temperature: 12.21°C

Weather condition: Dry

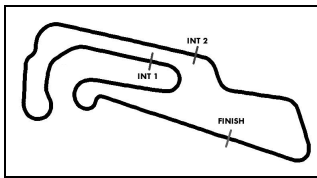
**DMSB** Reg. Nr.: 92/16

Amended  
17.4.2016 - 18:43

Sunday, April 17, 2016 16:40:00

started : 35      classified : 31      not classified : 4

Nr.	Drivers	Sponsor	Laps	Total Time	Gap	Kph	Lap	Time	Kph
Cl.	Car	Competitor							
1	29 M.Schumacher(DEU)	Prema Powerteam	16	27:42.096		128.3	12	1:26.849	153.2
	ADAC Formel 4 powered by Abarth								
2	96 J.Mawson(DEU)	Van Amersfoort Racing	16	27:43.463	1.367	128.4	14	1:26.516	153.7
	ADAC Formel 4 powered by Abarth								
3	14 T.Preining(AUT)	Lechner Racing	16	27:52.716	10.620	127.5	10	1:27.578	151.9
	ADAC Formel 4 powered by Abarth								
4	15 M.Waldherr(DEU)	Lechner Racing	16	27:58.879	16.783	126.9	9	1:27.435	152.1
	ADAC Formel 4 powered by Abarth								
5	99 S.Flörsch(DEU)	Motopark	16	27:59.105	17.009	126.8	10	1:27.369	152.2
	ADAC Formel 4 powered by Abarth								
6	28 K.Schramm(DEU)	US Racing	16	27:59.439	17.343	127.0	10	1:27.402	152.2
	ADAC Formel 4 powered by Abarth								
7	2 J.Fittje(DEU)	US Racing	16	27:59.569	17.473	127.1	10	1:26.961	153.0
	ADAC Formel 4 powered by Abarth								
8	81 N.Nielsen(DNK)	Neuhauser Racing	16	27:59.791	17.695	127.2	7	1:27.756	151.6
	R ADAC Formel 4 powered by Abarth								
9	80 F.Drugovich(AUT)	Neuhauser Racing	16	28:00.381	18.285	127.2	8	1:27.799	151.5
	R ADAC Formel 4 powered by Abarth								
10	30 K.Gulbrandsen(NOR)	Team Timo Scheider	16	28:00.494	18.398	127.2	8	1:27.679	151.7
	R ADAC Formel 4 powered by Abarth								
11	33 J.Aberdein(ZAF)	Motopark	16	28:00.546	18.450	127.4	8	1:27.720	151.6
	R ADAC Formel 4 powered by Abarth								
12	90 C.Piro(DEU)	Team Piro Sport Interdental	16	28:00.924	18.828	127.2	8	1:27.914	151.3
	ADAC Formel 4 powered by Abarth								
13	40 L.Hoogenboom(NLD)	RS Competition	16	28:01.569	19.473	127.4	11	1:28.012	151.1
	R ADAC Formel 4 powered by Abarth								
14	45 T.Wolf(DEU)	KUG-Motorsport	16	28:01.874	19.778	127.7	11	1:27.606	151.8
	ADAC Formel 4 powered by Abarth								
15	25 M.Müller-Crepon(CHE)	Van Amersfoort Racing	16	28:02.265	20.169	127.8	15	1:27.322	152.3
	ADAC Formel 4 powered by Abarth								
16	6 M.Ortmann(DEU)	ADAC Berlin-Brandenburg e.V.	16	28:02.550	20.454	127.9	11	1:27.206	152.5
	ADAC Formel 4 powered by Abarth								
17	8 L.Engstler(DEU)	Liqui Moly Team Engstler	16	28:02.826	20.730	127.4	11	1:27.722	151.6
	ADAC Formel 4 powered by Abarth								
18	19 F.Scherer(CHE)	Jenzer Motorsport	16	28:02.855	20.759	127.0	11	1:27.703	151.7
	R ADAC Formel 4 powered by Abarth								
19	24 R.Brezina(DEU)	Robin Brezina	16	28:03.902	21.806	127.3	12	1:28.161	150.9
	ADAC Formel 4 powered by Abarth								
20	68 J.Correa(ITA)	Prema Powerteam	16	28:04.970	22.874	127.9	9	1:27.005	152.9
	R ADAC Formel 4 powered by Abarth								
21	10 A.Estner(DEU)	RS Competition	16	28:07.345	25.249	127.1	16	1:28.137	150.9
	R ADAC Formel 4 powered by Abarth								
22	66 S.Laaksonen(FIN)	Motopark	16	28:07.696	25.600	127.4	7	1:27.586	151.9
	ADAC Formel 4 powered by Abarth								
23	23 J.Hanses(DEU)	Team Timo Scheider	16	28:08.796	26.700	127.1	13	1:28.217	150.8
	R ADAC Formel 4 powered by Abarth								
24	21 M.Halder(DEU)	Liqui Moly Team Engstler	16	28:17.295	35.199	126.4	11	1:28.852	149.7
	ADAC Formel 4 powered by Abarth								
25	44 J.Vips(EST)	Prema Powerteam	16	28:17.445	35.349	125.3	8	1:26.534	153.7
	R ADAC Formel 4 powered by Abarth								
26	9 R.Feller(CHE)	ADAC Berlin-Brandenburg e.V.	16	28:20.991	38.895	126.6	16	1:28.666	150.0
	R ADAC Formel 4 powered by Abarth								



# ADAC Formel 4

## Result List Race 3

Provisional



Motorsportarena Oschersleben, Length: 3696m  
Air temperature: 12.41°C  
Track temperature: 12.21°C  
Weather condition: Dry

**DMSB** Reg. Nr.: 92/16

Amended  
17.4.2016 - 18:43

Sunday, April 17, 2016 16:40:00

started : 35      classified : 31      not classified : 4

Nr.	Drivers	Sponsor	Laps	Total Time	Gap	Kph	Lap	Time	Kph
Cl.	Car	Competitor							
27	18 J.Meikup(EST) ADAC Formel 4 powered by Abarth	Jenzer Motorsport	16	28:21.871	39.775	126.2	16	1:28.279	150.7
28	55 M.Niederhauser(CHE) ADAC Formel 4 powered by Abarth	Rennsport Rössler	16	28:23.998	41.902	126.5	10	1:29.217	149.1
29	5 L.Zendeli(DEU) R ADAC Formel 4 powered by Abarth	ADAC Berlin-Brandenburg e.V.	16	28:28.036	45.940	125.9	9	1:28.673	150.0
30	46 M.Auricchio(DEU) ADAC Formel 4 powered by Abarth	Team Timo Scheider	16	28:31.283	49.187	126.9	10	1:27.988	151.2
31	77 J.van Uiter(NLD) ADAC Formel 4 powered by Abarth	Jenzer Motorsport	15	26:20.032	1LAPS	126.4	11	1:27.083	152.7

### Did not finished

20	K.Kratz(DEU) ADAC Formel 4 powered by Abarth	Jenzer Motorsport
27	L.Gachot(GBR) ADAC Formel 4 powered by Abarth	US Racing
3	C.Schreiner(DEU) ADAC Formel 4 powered by Abarth	US Racing
35	K.Laliberte(FRA) ADAC Formel 4 powered by Abarth	Van Amersfoort Racing

following stewards decision no.109 drive through penalty replaced by 30 sec. for car no. 46

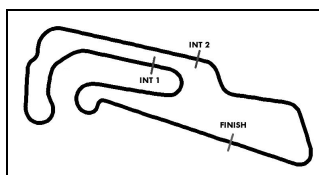
Subject to final scrutineering!

Publications Time:

Clerk of the course:

Time Keeping:





# ADAC Formel 4

## Sector List Race 3

Provisional



Motorsportarena Oschersleben, Length: 3696m

Air temperature: 12.41°C

Track temperature: 12.21°C

Weather condition: Dry

**DMSB** Reg. Nr.: 92/16

Sunday, April 17, 2016 16:40:00

Lap	Time	SE1	SP1	SE2	SP2	SE3	SP3	TSP	Lap	Time	SE1	SP1	SE2	SP2	SE3	SP3	TSP
<b>2</b>	<b>Fittje, DEU</b>								<b>theoretical besttime: 1:26.961</b>								
1	1:50.218	42.208	170	33.363	119	34.647	132	174	9	1:27.787	34.126	175	29.371	206	24.290	178	<b>206</b>
2	2:47.229	51.873	120	48.689	138	1:06.667	49	127	10	<b>1:26.961</b>	<b>33.522</b>	<b>176</b>	<b>29.198</b>	<b>206</b>	<b>24.241</b>	<b>179</b>	200
3	2:56.461	58.034	130	51.952	95	1:06.475	53		11	1:27.450	33.700	177	29.334	208	24.416	179	200
4	2:43.374	1:08.354	85	1:03.169	75	31.851	181		12	1:28.502	33.956	177	29.861	207	24.685	175	200
5	1:29.513	34.964	177	29.861	207	24.688	180	204	13	1:28.126	34.000	175	29.635	208	24.491	180	198
6	1:28.066	33.861	176	29.545	208	24.660	180	203	14	1:29.038	34.591	177	29.617	209	24.830	179	200
7	1:27.700	33.760	177	29.446	207	24.494	180	203	15	1:28.545	34.120	175	29.816	208	24.609	180	200
8	1:28.765	34.693	177	29.580	208	24.492	181	204	16	1:31.834	34.703	175	30.964	208	26.167	180	201

<b>3</b>	<b>Schreiner, DEU</b>								<b>theoretical besttime:</b>							
1									<b>183</b>							

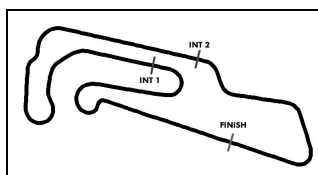
<b>5</b>	<b>Zendeli, DEU</b>								<b>theoretical besttime: 1:28.200</b>								
1	2:03.166	47.565	174	39.225	72	36.376	133	193	9	<b>1:28.673</b>	<b>33.929</b>	<b>174</b>	29.727	204	25.017	179	202
2	3:03.885	54.456	148	48.121	125	1:21.308	56	88	10	1:29.289	34.205	174	29.889	205	25.195	177	201
3	2:54.677	57.533	155	36.142	169	1:21.002	53		11	1:28.782	34.192	174	<b>29.531</b>	<b>206</b>	25.059	177	198
4	2:22.502	55.394	141	59.435	70	27.673	180		12	1:29.150	34.110	173	29.893	205	25.147	176	200
5	1:31.504	35.355	176	30.860	208	25.289	178	<b>204</b>	13	1:28.972	34.236	174	29.722	206	25.014	177	
6	1:30.974	34.889	175	30.303	207	25.782	174	204	14	1:30.439	34.397	173	30.500	202	25.542	175	200
7	1:29.867	35.421	174	29.706	206	<b>24.740</b>	177	200	15	1:33.662	35.227	170	30.972	202	27.463	175	196
8	1:29.222	34.254	175	29.850	206	25.118	178	201	16	1:33.272	35.590	172	31.291	203	26.391	175	200

<b>6</b>	<b>Ortmann, DEU</b>								<b>theoretical besttime: 1:26.847</b>								
1	2:02.555	47.308	173	38.799	71	36.448	148	199	9	1:28.137	33.699	178	29.994	207	24.444	183	205
2	3:03.534	54.522	137	47.927	128	1:21.085	51	83	10	1:27.232	33.738	176	29.399	207	<b>24.095</b>	<b>180</b>	202
3	2:54.656	57.762	153	35.509	150	1:21.385	47		11	<b>1:27.206</b>	<b>33.485</b>	<b>178</b>	29.376	208	24.345	181	203
4	2:23.202	55.473	136	1:00.063	64	27.666	181		12	1:27.595	33.638	179	29.594	208	24.363	181	204
5	1:31.617	35.266	180	31.056	207	25.295	178	<b>206</b>	13	1:28.090	34.251	177	29.556	208	24.283	183	206
6	1:28.862	34.700	178	29.672	208	24.490	179	202	14	1:28.875	33.817	178	29.789	210	25.269	180	206
7	1:27.501	33.797	175	29.384	206	24.320	179	200	15	1:27.319	33.626	177	<b>29.267</b>	<b>209</b>	24.426	182	204
8	1:27.394	33.730	177	29.368	208	24.296	181	202	16	1:28.775	33.938	177	29.795	208	25.042	179	206

<b>8</b>	<b>Engstler, DEU</b>								<b>theoretical besttime: 1:27.592</b>								
1	1:56.793	45.091	175	35.394	102	36.308	128	197	9	1:30.020	34.039	176	31.314	208	24.667	181	206
2	2:54.948	52.206	128	48.568	128	1:14.174	45	112	10	1:27.862	34.001	174	<b>29.354</b>	<b>208</b>	24.507	180	203
3	2:56.092	56.104	165	45.064	112	1:14.924	47		11	<b>1:27.722</b>	33.825	175	29.439	206	<b>24.458</b>	<b>180</b>	202
4	2:32.797	1:00.574	81	1:02.425	66	29.798	180		12	1:28.415	34.478	175	29.402	209	24.535	180	202
5	1:29.783	34.759	177	30.020	208	25.004	178	<b>207</b>	13	1:28.240	34.062	174	29.674	207	24.504	180	205
6	1:28.686	34.172	177	29.776	209	24.738	179	201	14	1:28.466	33.806	176	29.403	210	25.257	180	202
7	1:28.721	34.127	176	29.829	210	24.765	179	203	15	1:28.061	34.026	176	29.392	206	24.643	178	204
8	1:28.155	33.950	177	29.554	208	24.651	180	201	16	1:28.065	<b>33.780</b>	<b>175</b>	29.545	208	24.740	180	203

<b>9</b>	<b>Feller, CHE</b>								<b>theoretical besttime: 1:28.536</b>								
1	2:05.742	48.258	173	39.886	73	37.598	145	193	9	1:29.453	34.837	175	29.636	207	24.980	179	201
2	3:08.482	54.590	169	47.747	146	1:26.145	51	99	10	1:29.044	34.306	174	29.672	207	25.066	180	202
3	2:52.552	56.496	169	32.841	188	1:23.215	44		11	1:29.186	34.459	176	29.755	206	24.972	178	198
4	2:18.789	55.594	166	54.951	97	28.244	178		12	1:28.801	34.207	175	29.698	206	24.896	179	199
5	1:31.201	34.642	174	30.507	208	26.052	181	199	13	1:29.540	34.298	176	29.841	207	25.401	177	203
6	1:30.382	34.791	175	30.179	207	25.412	180	202	14	1:30.426	34.826	175	30.021	206	25.579	180	199
7	1:29.027	34.632	173	<b>29.606</b>	207	<b>24.789</b>	177	203	15	1:30.485	34.927	175	30.587	203	24.971	178	<b>204</b>
8	1:29.215	34.258	175	29.902	205	25.055	179	200	16	<b>1:28.666</b>	<b>34.141</b>	<b>173</b>	29.673	206	24.852	177	200

<b>10</b>	<b>Estner, DEU</b>								<b>theoretical besttime: 1:27.840</b>								
1	1:57.570	44.734	173	36.468	92	36.368	126	188	9	1:28.624	34.353	175	29.662	206	24.609	177	202
2	2:56.386	52.639	119	48.115	129	1:15.632	49	93	10	1:29.324	34.309	174	30.215	205	24.800	179	202
3	2:55.290	56.220	158	43.538	116	1:15.532	49		11	1:28.466	33.959	176	29.823	205	24.684	178	201
4	2:31.853	59.718	87	1:02.235	70	29.900	178		12	1:28.404	34.010	176	<b>29.622</b>	<b>206</b>	24.772	178	200



# ADAC Formel 4

## Sector List Race 3



Provisional

**DMSB** Reg. Nr.: 92/16



Motorsportarena Oschersleben, Length: 3696m

Air temperature: 12.41°C

Track temperature: 12.21°C

Weather condition: Dry

Sunday, April 17, 2016 16:40:00

Lap	Time	SE1	SP1	SE2	SP2	SE3	SP3	TSP	Lap	Time	SE1	SP1	SE2	SP2	SE3	SP3	TSP
5	1:29.781	34.738	178	30.001	207	25.042	177	202	13	1:28.727	33.968	175	29.714	206	25.045	177	200
6	1:28.614	34.192	175	29.677	208	24.745	178	202	14	1:28.386	33.865	175	29.738	205	24.783	177	201
7	1:29.047	34.248	177	29.867	206	24.932	175	<b>204</b>	15	1:29.067	34.825	175	29.738	206	<b>24.504</b>	<b>180</b>	200
8	1:29.669	34.837	172	30.174	206	24.658	177	200	16	<b>1:28.137</b>	<b>33.714</b>	<b>175</b>	29.729	207	24.694	177	202

### 14 Preining, AUT

theoretical besttime: 1:27.388

1	1:47.775	41.508	171	32.271	112	33.996	126	169	9	1:27.585	33.910	175	29.430	203	<b>24.245</b>	<b>177</b>	197
2	2:42.191	52.265	117	48.052	150	1:01.874	53	130	10	<b>1:27.578</b>	<b>33.773</b>	<b>173</b>	29.403	203	24.402	177	199
3	2:59.037	1:03.494	124	51.748	104	1:03.795	48		11	1:27.725	33.915	173	29.487	203	24.323	177	197
4	2:47.073	1:10.841	82	1:03.498	80	32.734	177		12	1:27.900	33.873	172	29.527	203	24.500	177	196
5	1:29.036	34.444	173	29.590	206	25.002	178	199	13	1:27.853	33.964	172	29.523	202	24.366	175	196
6	1:27.879	34.188	174	29.402	204	24.289	177	200	14	1:28.094	34.115	172	29.543	203	24.436	175	196
7	1:28.300	33.819	175	29.947	206	24.534	178	200	15	1:28.177	34.070	172	29.619	202	24.488	176	196
8	1:27.690	33.993	174	<b>29.370</b>	203	24.327	176	<b>200</b>	16	1:28.823	34.106	171	29.775	203	24.942	171	195

### 15 Waldherr, DEU

theoretical besttime: 1:27.244

1	1:46.790	40.977	170	31.735	120	34.078	121	167	9	<b>1:27.435</b>	<b>33.677</b>	<b>174</b>	29.498	204	24.260	177	199
2	2:41.479	52.144	107	47.851	150	1:01.484	53	126	10	1:27.516	33.798	174	29.392	204	24.326	178	199
3	2:59.458	1:04.052	120	51.956	105	1:03.450	49		11	1:27.844	34.147	174	29.367	204	24.330	177	200
4	2:48.332	1:11.220	70	1:03.288	74	33.824	174		12	1:28.414	34.345	172	29.627	203	24.442	176	197
5	1:29.360	35.441	170	29.541	205	24.378	180	197	13	1:28.311	34.434	173	29.519	204	24.358	176	197
6	1:28.063	34.260	175	29.516	206	24.287	178	<b>202</b>	14	1:29.004	34.731	174	29.781	202	24.492	177	196
7	1:28.621	33.919	175	29.618	207	25.084	176	200	15	1:28.558	34.454	172	29.650	203	24.454	176	197
8	1:27.839	34.272	173	<b>29.317</b>	204	<b>24.250</b>	177	198	16	1:31.855	35.153	167	30.857	206	25.845	175	197

### 18 Meikup, EST

theoretical besttime: 1:28.150

1	2:00.395	46.567	165	37.372	91	36.456	125	187	9	1:29.055	34.377	176	29.744	206	24.934	178	<b>203</b>
2	2:59.651	53.227	115	49.041	127	1:17.383	51	105	10	1:29.129	34.327	174	29.633	206	25.169	178	202
3	2:54.554	55.584	172	41.182	129	1:17.788	54		11	1:29.042	34.388	175	29.650	206	25.004	179	199
4	2:28.529	57.647	97	1:01.974	61	28.908	178		12	1:28.963	34.218	176	29.701	206	25.044	178	202
5	1:33.090	35.911	175	30.864	202	26.315	173	199	13	1:28.978	34.441	175	29.765	204	24.772	177	201
6	1:30.730	34.927	175	30.320	206	25.483	177	202	14	1:29.903	34.745	174	29.662	206	25.496	177	199
7	1:29.940	35.697	172	29.698	205	<b>24.545</b>	178	202	15	1:32.386	35.853	173	30.583	203	25.950	177	199
8	1:29.247	34.374	175	29.517	206	25.356	179	202	16	<b>1:28.279</b>	<b>34.120</b>	<b>174</b>	<b>29.485</b>	<b>205</b>	24.674	178	199

### 19 Scherer, CHE

theoretical besttime: 1:27.608

1	1:51.676	42.891	173	33.724	117	35.061	130	180	9	1:28.472	34.288	175	29.629	207	24.555	180	205
2	2:49.316	51.635	131	49.177	141	1:08.504	45	126	10	1:28.202	34.325	173	29.514	205	24.363	179	204
3	2:55.922	56.059	140	51.652	105	1:08.211	49		11	<b>1:27.703</b>	33.884	175	<b>29.485</b>	<b>206</b>	<b>24.334</b>	<b>180</b>	202
4	2:41.061	1:06.924	71	1:02.698	77	31.439	180		12	1:28.362	34.215	174	29.728	207	24.419	180	197
5	1:29.682	34.963	175	30.041	205	24.678	180	<b>206</b>	13	1:27.854	33.865	175	29.543	204	24.446	179	202
6	1:28.422	34.239	174	29.594	208	24.589	178	206	14	1:27.798	33.805	174	29.535	204	24.458	178	199
7	1:27.929	<b>33.789</b>	176	29.523	207	24.617	179	202	15	1:28.076	33.849	175	29.763	205	24.464	179	200
8	1:28.158	33.857	176	29.823	206	24.478	180	203	16	1:34.222	34.505	174	30.772	208	28.945	154	199

### 20 Kratz, DEU

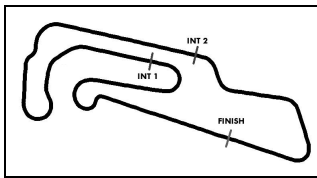
theoretical besttime:

1																		166
---	--	--	--	--	--	--	--	--	--	--	--	--	--	--	--	--	--	-----

### 21 Halder, DEU

theoretical besttime: 1:28.615

1	1:58.501	45.772	174	35.929	93	36.800	122	196	9	1:29.135	34.105	172	30.053	204	24.977	179	198
2	2:56.919	52.603	116	48.132	152	1:16.184	51	103	10	1:29.149	34.236	175	29.950	202	24.963	179	195
3	2:54.773	57.692	172	41.312	117	1:15.769	48		11	<b>1:28.852</b>	34.088	173	29.842	204	24.922	178	196
4	2:32.321	59.573	92	1:02.189	65	30.559	178		12	1:29.041	34.305	173	29.850	203	24.886	178	197
5	1:32.513	35.996	175	30.868	204	25.649	177	<b>198</b>	13	1:29.021	34.250	169	30.016	203	<b>24.755</b>	<b>180</b>	196
6	1:30.862	35.135	174	30.627	204	25.100	176	195	14	1:29.274	34.484	173	29.892	201	24.898	178	197
7	1:29.029	34.225	174	30.007	200	24.797	175	197	15	1:28.936	<b>34.043</b>	<b>176</b>	29.922	205	24.971	175	196
8	1:30.048	35.100	177	29.982	202	24.966	179	197	16	1:28.921	34.157	174	<b>29.817</b>	<b>203</b>	24.947	178	198



# ADAC Formel 4

## Sector List Race 3



Provisional



Motorsportarena Oschersleben, Length: 3696m

Air temperature: 12.41°C

Track temperature: 12.21°C

Weather condition: Dry

**DMSB** Reg. Nr.: 92/16

Sunday, April 17, 2016 16:40:00

Lap	Time	SE1	SP1	SE2	SP2	SE3	SP3	TSP	Lap	Time	SE1	SP1	SE2	SP2	SE3	SP3	TSP
<b>23</b>	<b>Hanses, DEU</b>								<b>theoretical besttime: 1:27.937</b>								
1	1:59.105	46.006	174	36.310	100	36.789	118	196	9	1:28.824	34.309	174	29.859	204	24.656	176	<b>203</b>
2	2:57.614	52.536	113	48.470	150	1:16.608	53	106	10	1:29.099	34.355	174	29.902	205	24.842	179	199
3	2:54.681	57.065	170	41.044	123	1:16.572	52		11	1:29.309	34.784	174	29.830	203	24.695	175	202
4	2:31.308	58.945	97	1:02.178	59	30.185	177		12	1:28.929	34.549	170	29.768	205	24.612	178	197
5	1:30.067	35.384	172	29.932	202	24.751	176	201	13	<b>1:28.217</b>	34.002	173	29.655	204	24.560	178	197
6	1:28.931	34.495	175	29.745	204	24.691	176	200	14	1:28.748	34.052	175	29.899	201	24.797	179	199
7	1:28.391	34.221	173	29.736	201	<b>24.434</b>	178	199	15	1:28.649	34.056	175	29.751	206	24.842	180	199
8	1:28.489	<b>33.925</b>	175	29.880	204	24.684	178	200	16	1:28.435	34.121	173	<b>29.578</b>	<b>206</b>	24.736	178	201

<b>24</b>	<b>Brezina, DEU</b>								<b>theoretical besttime: 1:27.908</b>								
1	1:56.261	43.914	176	35.916	108	36.431	127	170	9	1:28.212	34.048	175	29.544	206	24.620	180	202
2	2:54.901	51.954	116	48.244	143	1:14.703	43	114	10	1:28.542	34.294	173	29.697	205	24.551	179	202
3	2:55.793	55.311	166	45.779	111	1:14.703	48		11	1:28.427	34.429	175	<b>29.459</b>	<b>206</b>	<b>24.539</b>	<b>179</b>	202
4	2:33.367	1:00.857	82	1:02.400	67	30.110	180		12	<b>1:28.161</b>	34.029	175	29.502	206	24.630	177	201
5	1:29.575	34.857	175	29.920	208	24.798	181	<b>205</b>	13	1:29.779	35.015	174	30.216	206	24.548	179	200
6	1:28.817	34.516	175	29.697	207	24.604	177	204	14	1:28.182	<b>33.910</b>	<b>174</b>	29.619	205	24.653	180	202
7	1:28.772	34.253	175	29.816	206	24.703	180	200	15	1:28.574	34.299	175	29.704	205	24.571	179	204
8	1:28.192	34.004	175	29.492	208	24.696	179	203	16	1:28.347	33.946	174	29.575	206	24.826	178	202

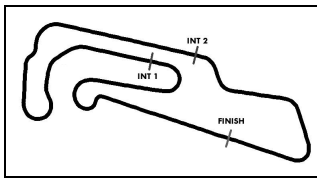
<b>25</b>	<b>Müller-Crepon, CHE</b>								<b>theoretical besttime: 1:27.172</b>								
1	2:00.915	46.717	175	37.717	98	36.481	130	176	9	1:28.029	<b>33.534</b>	<b>177</b>	30.185	207	<b>24.310</b>	<b>179</b>	202
2	3:00.192	53.366	107	48.887	121	1:17.939	52	110	10	1:27.833	33.709	175	29.577	206	24.547	179	201
3	2:54.760	54.992	166	41.227	129	1:18.541	51		11	1:28.036	33.968	178	29.651	206	24.417	180	201
4	2:27.465	57.228	95	1:01.734	58	28.503	180		12	1:27.996	34.036	175	29.600	207	24.360	180	204
5	1:29.627	35.174	174	29.682	208	24.771	180	203	13	1:27.990	34.030	175	29.570	204	24.390	180	201
6	1:27.464	33.782	174	<b>29.328</b>	205	24.354	179	202	14	1:28.952	34.078	176	29.800	207	25.074	178	204
7	1:28.450	33.993	177	29.636	209	24.821	180	201	15	<b>1:27.322</b>	33.581	176	29.351	207	24.390	180	200
8	1:28.327	34.506	174	29.434	205	24.387	179	204	16	1:28.907	33.896	177	29.743	209	25.268	176	<b>205</b>

<b>27</b>	<b>Gachot, GBR</b>								<b>theoretical besttime:</b>							
1									<b>175</b>							

<b>28</b>	<b>Schramm, DEU</b>								<b>theoretical besttime: 1:27.166</b>								
1	1:48.408	41.666	173	32.674	114	34.068	135	174	9	1:27.465	<b>33.700</b>	<b>175</b>	29.377	207	24.388	179	<b>204</b>
2	2:43.193	52.234	126	48.227	144	1:02.732	54	114	10	<b>1:27.402</b>	33.766	174	29.337	207	24.299	180	203
3	2:58.621	1:02.374	132	51.853	105	1:04.394	48		11	1:27.761	34.203	175	29.345	207	<b>24.213</b>	<b>181</b>	204
4	2:46.316	1:10.299	80	1:03.435	76	32.582	177		12	1:28.450	34.272	175	29.714	207	24.464	180	201
5	1:29.716	35.480	175	29.755	206	24.481	179	200	13	1:28.240	34.390	174	29.591	207	24.259	181	201
6	1:28.105	34.022	175	29.673	206	24.410	178	202	14	1:28.972	34.939	175	29.658	206	24.375	181	200
7	1:27.838	33.911	175	29.355	207	24.572	178	201	15	1:28.645	34.499	174	29.816	206	24.330	180	200
8	1:28.078	34.556	174	<b>29.253</b>	207	24.269	180	202	16	1:32.229	34.935	172	31.079	207	26.215	179	201

<b>29</b>	<b>Schumacher, DEU</b>								<b>theoretical besttime: 1:26.788</b>								
1	1:47.344	41.073	172	32.037	116	34.234	123	171	9	1:26.925	33.585	174	29.172	204	24.168	179	200
2	2:41.678	52.214	113	48.002	153	1:01.462	53	127	10	1:27.097	33.628	174	29.341	206	24.128	178	197
3	2:59.389	1:03.877	126	51.818	105	1:03.694	48		11	1:27.074	33.555	174	29.215	204	24.304	177	196
4	2:47.547	1:10.851	76	1:03.548	75	33.148	176		12	<b>1:26.849</b>	<b>33.535</b>	<b>175</b>	<b>29.149</b>	<b>203</b>	24.165	178	197
5	1:27.909	34.077	176	29.323	206	24.509	180	200	13	1:26.915	33.561	175	29.169	204	24.185	178	197
6	1:27.724	33.799	177	29.663	206	24.262	179	<b>203</b>	14	1:26.897	33.536	176	29.173	205	24.188	177	197
7	1:27.270	33.930	175	29.236	206	<b>24.104</b>	177	202	15	1:26.994	33.564	174	29.164	205	24.266	178	197
8	1:27.133	33.681	175	29.259	204	24.193	178	198	16	1:27.351	33.581	173	29.242	204	24.528	175	198

<b>30</b>	<b>Gulbrandsen, NOR</b>								<b>theoretical besttime: 1:27.565</b>								
1	1:52.604	43.510	172	33.933	115	35.161	126		9	1:27.959	<b>33.767</b>	<b>176</b>	29.671	206	24.521	179	202
2	2:50.870	52.255	125	48.969	120	1:09.646	55	116	10	1:28.391	34.137	175	29.732	206	24.522	180	203
3	2:56.256	55.549	121	51.020	110	1:09.687	46		11	1:28.067	34.143	175	29.626	204	24.298	181	202
4	2:39.172	1:05.294	69	1:02.727	73	31.151	178		12	1:28.266	34.316	175	29.700	204	<b>24.250</b>	<b>180</b>	203



# ADAC Formel 4

## Sector List Race 3

Provisional



Motorsportarena Oschersleben, Length: 3696m

Air temperature: 12.41°C

Track temperature: 12.21°C

Weather condition: Dry

**DMSB** Reg. Nr.: 92/16

Sunday, April 17, 2016 16:40:00

Lap	Time	SE1	SP1	SE2	SP2	SE3	SP3	TSP	Lap	Time	SE1	SP1	SE2	SP2	SE3	SP3	TSP
5	1:29.311	34.446	176	30.143	204	24.722	180	201	13	1:28.224	34.039	175	29.612	205	24.573	179	202
6	1:28.577	34.162	176	29.790	207	24.625	179	<b>204</b>	14	1:28.020	33.927	175	29.637	205	24.456	179	200
7	1:29.261	34.981	175	29.842	204	24.438	178		15	1:29.107	34.382	175	30.209	206	24.516	180	204
8	<b>1:27.679</b>	33.836	175	<b>29.548</b>	203	24.295	177	199	16	1:28.730	33.909	175	29.655	206	25.166	180	200

### 33 Aberdein, ZAF

theoretical besttime: 1:27.616

1	1:54.464	43.712	175	35.007	109	35.745	119	181	9	1:28.240	33.931	176	29.832	205	24.477	179	204
2	2:52.995	51.926	132	48.776	128	1:12.293	44	125	10	1:28.425	34.159	174	29.622	208	24.644	180	203
3	2:56.893	56.560	135	46.936	108	1:13.397	40		11	1:28.082	34.104	175	29.480	205	24.498	177	205
4	2:35.448	1:01.941	85	1:02.489	76	31.018	177		12	1:28.092	34.088	175	29.428	208	24.576	178	201
5	1:28.753	34.482	176	29.602	206	24.669	180	202	13	1:28.252	33.921	177	29.733	206	24.598	179	202
6	1:28.505	34.237	175	29.640	208	24.628	180	<b>205</b>	14	1:28.154	33.923	177	29.607	206	24.624	179	205
7	1:28.359	34.518	175	29.462	206	<b>24.379</b>	179	201	15	1:28.936	34.568	174	29.884	205	24.484	179	202
8	<b>1:27.720</b>	<b>33.853</b>	176	<b>29.384</b>	206	24.483	179	203	16	1:29.228	33.911	175	29.745	206	25.572	176	200

### 35 Laliberte, FRA

theoretical besttime:

1								<b>185</b>									
---	--	--	--	--	--	--	--	------------	--	--	--	--	--	--	--	--	--

### 40 Hoogenboom, NLD

theoretical besttime: 1:27.818

1	1:55.785	43.830	172	35.498	99	36.457	124	178	9	1:28.363	34.018	175	29.707	203	24.638	176	200
2	2:52.835	51.731	119	48.172	126	1:12.932	44	124	10	1:28.340	34.288	173	29.589	203	24.463	175	198
3	2:56.578	56.533	155	46.267	111	1:13.778	44		11	<b>1:28.012</b>	33.959	174	29.562	204	24.491	176	197
4	2:34.902	1:01.801	87	1:02.132	81	30.969	179		12	1:28.064	34.006	175	<b>29.455</b>	<b>205</b>	24.603	177	198
5	1:29.575	34.813	174	29.975	204	24.787	177	<b>204</b>	13	1:28.374	34.357	174	29.551	204	24.466	176	199
6	1:28.561	34.275	174	29.700	204	24.586	177	200	14	1:28.257	34.232	173	29.546	204	24.479	177	198
7	1:28.880	34.196	173	29.832	206	24.852	178	199	15	1:28.165	<b>33.908</b>	<b>174</b>	29.668	205	24.589	179	199
8	1:28.051	33.979	175	29.617	204	<b>24.455</b>	177	200	16	1:28.827	33.970	174	29.774	204	25.083	177	201

### 44 Vips, EST

theoretical besttime: 1:26.456

1	1:44.910	39.491	170	31.753	116	33.666	135	165	9	1:26.647	33.521	173	29.099	206	<b>24.027</b>	<b>178</b>	199
2	2:39.048	52.361	106	47.619	145	59.068	53	115	10	1:26.678	33.508	173	29.098	205	24.072	178	199
3	2:59.560	1:06.590	119	52.233	110	1:00.737	54		11	1:26.742	33.536	173	29.134	205	24.072	177	198
4	2:51.114	1:14.044	74	1:03.461	71	33.609	177		12	1:26.555	33.431	174	<b>29.026</b>	<b>204</b>	24.098	178	197
5	1:28.317	34.182	173	29.695	204	24.440	177	197	13	1:26.945	33.458	175	29.213	208	24.274	180	200
6	1:47.153	33.765	174	29.336	205	44.052	54	198	14	1:27.527	33.565	172	29.263	206	24.699	179	200
7	1:43.853	50.255	172	29.357	204	24.241	177		15	1:28.597	34.769	174	29.552	206	24.276	178	<b>202</b>
8	<b>1:26.534</b>	<b>33.403</b>	173	29.061	204	24.070	178	198	16	1:27.265	33.542	173	29.181	208	24.542	180	201

### 45 Wolf, DEU

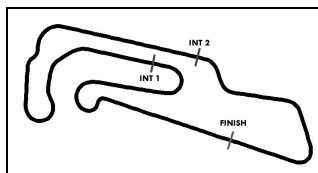
theoretical besttime: 1:27.523

1	1:59.881	46.453	172	36.695	89	36.733	120	187	9	1:28.169	33.984	175	29.860	205	<b>24.325</b>	<b>179</b>	204
2	2:58.673	52.900	114	49.314	137	1:16.459	49	111	10	1:28.004	33.963	175	29.588	207	24.453	181	201
3	2:54.099	56.131	172	41.389	134	1:16.579	52		11	<b>1:27.606</b>	<b>33.709</b>	<b>176</b>	<b>29.489</b>	<b>205</b>	24.408	179	<b>205</b>
4	2:30.138	58.720	89	1:01.841	61	29.577	175		12	1:27.909	34.062	175	29.489	206	24.358	181	202
5	1:28.953	34.905	173	29.587	203	24.461	178	199	13	1:28.649	34.569	176	29.585	205	24.495	179	203
6	1:28.130	34.057	175	29.558	206	24.515	179	200	14	1:28.459	34.134	175	29.759	204	24.566	178	202
7	1:28.757	34.110	177	29.924	207	24.723	178	202	15	1:27.878	33.828	174	29.519	206	24.531	180	201
8	1:27.800	33.838	175	29.553	206	24.409	180	200	16	1:28.769	33.927	176	29.871	205	24.971	178	204

### 46 Auricchio, DEU

theoretical besttime: 1:27.638

1	1:49.702	42.103	169	33.093	116	34.506	134	172	9	1:28.852	34.866	172	29.600	205	24.386	177	202
2	2:46.416	52.078	116	48.512	142	1:05.826	49	129	10	<b>1:27.988</b>	33.884	174	29.709	204	24.395	178	200
3	2:56.183	58.958	135	51.965	97	1:05.260	48		11	1:28.048	34.035	175	29.504	204	24.509	178	200
4	2:44.613	1:09.593	83	1:03.150	74	31.870	181		12	1:28.847	34.560	173	29.720	206	24.567	177	198
5	1:28.834	34.839	174	29.658	206	<b>24.337</b>	181	<b>205</b>	13	1:28.642	34.448	176	29.617	204	24.577	180	201
6	1:28.110	34.251	175	<b>29.467</b>	206	24.392	180	205	14	1:28.129	33.957	176	29.673	205	24.499	179	202
7	1:28.117	<b>33.834</b>	176	29.666	206	24.617	177	204	15	1:28.397	33.959	174	29.791	204	24.647	179	200
8	1:29.050	35.037	175	29.515	206	24.498	179	200	16	1:31.355	34.276	173	29.899	206	27.180	179	198



# ADAC Formel 4

## Sector List Race 3



Provisional

**DMSB** Reg. Nr.: 92/16



Motorsportarena Oschersleben, Length: 3696m

Air temperature: 12.41°C

Track temperature: 12.21°C

Weather condition: Dry

Sunday, April 17, 2016 16:40:00

Lap	Time	SE1	SP1	SE2	SP2	SE3	SP3	TSP	Lap	Time	SE1	SP1	SE2	SP2	SE3	SP3	TSP
<b>55 Niederhauser, CHE</b>									<b>theoretical besttime: 1:29.065</b>								
1	2:06.402	53.995	167	35.310	91	37.097	158	190	9	1:29.455	34.340	173	30.243	202	24.872	179	201
2	3:09.212	55.696	166	46.815	150	1:26.701	50	106	10	<b>1:29.217</b>	34.289	172	30.098	201	<b>24.830</b>	<b>178</b>	199
3	2:52.024	56.547	169	32.609	185	1:22.868	44		11	1:29.692	<b>34.196</b>	<b>172</b>	30.194	201	25.302	176	200
4	2:19.062	55.412	167	55.241	70	28.409	177		12	1:29.489	34.355	173	30.142	203	24.992	178	197
5	1:30.684	35.081	172	30.336	203	25.267	179	199	13	1:29.254	34.245	171	<b>30.039</b>	<b>203</b>	24.970	181	198
6	1:30.260	34.634	175	30.200	204	25.426	179	201	14	1:29.499	34.291	173	30.138	203	25.070	178	<b>203</b>
7	1:30.353	35.007	172	30.398	203	24.948	177	202	15	1:29.946	34.461	172	30.225	200	25.260	179	199
8	1:29.547	34.374	169	30.070	202	25.103	179	197	16	1:29.902	34.429	172	30.224	203	25.249	175	201

Lap	Time	SE1	SP1	SE2	SP2	SE3	SP3	TSP	Lap	Time	SE1	SP1	SE2	SP2	SE3	SP3	TSP
<b>66 Laaksonen, FIN</b>									<b>theoretical besttime: 1:27.469</b>								
1	2:02.074	46.970	173	38.330	82	36.774	137	195	9	1:29.415	34.486	174	30.225	200	24.704	177	203
2	3:02.212	53.726	126	48.582	139	1:19.904	51	118	10	1:28.400	33.952	173	29.687	204	24.761	180	200
3	2:53.481	56.564	171	37.390	134	1:19.527	53		11	1:28.220	34.205	173	29.442	203	24.573	180	<b>205</b>
4	2:25.773	56.741	97	1:00.985	66	28.047	180		12	1:28.418	33.995	174	29.759	204	24.664	178	202
5	1:31.511	35.197	176	30.779	205	25.535	174	203	13	1:28.743	34.069	173	29.592	206	25.082	174	201
6	1:28.502	34.775	173	<b>29.299</b>	203	24.428	177	195	14	1:28.609	34.304	175	29.602	207	24.703	180	197
7	<b>1:27.586</b>	<b>33.752</b>	173	29.416	204	<b>24.418</b>	177	198	15	1:29.115	34.423	176	30.159	201	24.533	178	202
8	1:27.791	33.766	172	29.461	206	24.564	179	199	16	1:27.846	33.842	173	29.354	207	24.650	178	201

Lap	Time	SE1	SP1	SE2	SP2	SE3	SP3	TSP	Lap	Time	SE1	SP1	SE2	SP2	SE3	SP3	TSP
<b>68 Correa, ITA</b>									<b>theoretical besttime: 1:26.982</b>								
1	2:05.072	47.818	177	39.866	74	37.388	134	194	9	<b>1:27.005</b>	<b>33.638</b>	<b>175</b>	29.152	206	24.215	178	201
2	3:06.761	54.647	149	47.932	147	1:24.182	46	106	10	1:27.570	33.853	175	29.405	205	24.312	179	201
3	2:53.353	57.240	170	33.514	179	1:22.599	45		11	1:28.707	34.213	177	29.888	207	24.606	180	202
4	2:20.748	54.790	117	57.575	69	28.383	179		12	1:27.670	33.868	175	29.188	208	24.614	178	202
5	1:30.127	34.727	176	30.242	208	25.158	179	204	13	1:28.501	34.066	177	29.543	208	24.892	181	203
6	1:30.560	34.749	177	30.346	207	25.465	176	202	14	1:28.287	33.786	176	29.800	207	24.701	180	204
7	1:28.592	34.293	175	29.380	206	24.919	180	200	15	1:27.417	33.944	174	<b>29.140</b>	<b>206</b>	<b>24.333</b>	178	204
8	1:27.507	34.096	175	29.153	206	24.258	178	<b>204</b>	16	1:27.093	33.651	175	29.238	207	<b>24.204</b>	<b>180</b>	200

Lap	Time	SE1	SP1	SE2	SP2	SE3	SP3	TSP	Lap	Time	SE1	SP1	SE2	SP2	SE3	SP3	TSP
<b>77 van Uitert, NLD</b>									<b>theoretical besttime: 1:26.960</b>								
1	1:46.439	40.344	173	32.021	116	34.074	126	167	9	1:28.019	34.403	175	29.253	206	24.363	177	198
2	2:40.813	52.071	110	47.760	154	1:00.982	55	126	10	1:27.317	33.755	174	29.270	206	24.292	178	199
3	2:59.385	1:04.686	122	51.916	102	1:02.783	51		11	<b>1:27.083</b>	<b>33.604</b>	<b>175</b>	<b>29.218</b>	<b>206</b>	24.261	179	199
4	2:48.867	1:11.846	74	1:03.343	75	33.678	178		12	1:27.202	33.621	175	29.297	206	24.284	178	199
5	1:28.638	34.236	175	30.127	206	24.275	180	200	13	1:27.739	33.827	175	29.444	206	24.468	178	200
6	1:27.963	34.037	175	29.618	205	24.308	179	<b>203</b>	14	1:27.279	33.677	174	29.383	206	24.219	178	200
7	1:28.483	34.186	174	30.159	204	<b>24.138</b>	177	200	15	1:27.504	33.656	174	29.517	206	24.331	177	201
8	1:27.301	33.718	174	29.296	206	24.287	178	199	16								200

Lap	Time	SE1	SP1	SE2	SP2	SE3	SP3	TSP	Lap	Time	SE1	SP1	SE2	SP2	SE3	SP3	TSP
<b>80 Drugovich, AUT</b>									<b>theoretical besttime: 1:27.756</b>								
1	1:52.102	43.252	172	33.802	112	35.048	126	177	9	1:28.319	34.103	174	29.711	205	24.505	177	202
2	2:50.121	52.105	140	49.374	123	1:08.642	54	106	10	1:28.492	34.202	174	29.762	204	24.528	175	201
3	2:56.151	56.204	124	51.259	109	1:08.688	48		11	1:27.929	33.835	174	<b>29.587</b>	<b>204</b>	24.507	176	199
4	2:39.975	1:06.217	72	1:02.738	71	31.020	177		12	1:28.125	33.808	172	29.688	206	24.629	177	198
5	1:29.559	34.854	174	30.069	206	24.636	178	201	13	1:28.192	33.947	175	29.679	206	24.566	180	199
6	1:28.678	34.272	174	29.739	206	24.667	176	203	14	1:28.178	33.858	175	29.806	205	24.514	179	202
7	1:28.305	34.230	173	29.643	203	<b>24.432</b>	177	197	15	1:28.191	33.930	173	29.604	207	24.657	180	201
8	<b>1:27.799</b>	<b>33.737</b>	174	29.613	205	24.449	178	199	16	1:30.265	34.242	175	29.974	207	26.049	175	<b>204</b>

Lap	Time	SE1	SP1	SE2	SP2	SE3	SP3	TSP	Lap	Time	SE1	SP1	SE2	SP2	SE3	SP3	TSP
<b>81 Nielsen, DNK</b>									<b>theoretical besttime: 1:27.640</b>								
1	1:50.881	42.375	171	33.867	117	34.639	145	178	9	1:28.474	34.162	175	29.774	205	24.538	175	200
2	2:48.260	51.956	126	48.900	133	1:07.404	50	128	10	1:27.921	33.964	173	29.534	204	24.423	178	199
3	2:56.249	57.227	148	51.963	104	1:07.059	52		11	1:27.812	<b>33.842</b>	<b>175</b>	29.587	206	24.383	180	201
4	2:42.350	1:07.875	81	1:02.692	77	31.783	178		12	1:27.847	33.972	171	<b>29.482</b>	<b>204</b>	24.393	177	<b>203</b>
5	1:29.662	34.832	174	29.955	204	24.875	176	202	13	1:27.829	33.852	173	29.525	202	24.452	177	198
6	1:28.292	34.176	173	29.527	204	24.589	177	200	14	1:27.958	33.849	174	29.576	205	24.533	178	199
7	<b>1:27.756</b>	33.871	173	29.569	203	<b>24.316</b>	178	199	15	1:28.315	34.006	173	29.744	206	24.565	180	200
8	1:28.467	34.239	171	29.690	205	24.538	177	201	16	1:31.718	34.737	171	30.894	207	26.087	179	202





# ADAC Formel 4

## Sector List Race 3

Provisional



Motorsportarena Oschersleben, Length: 3696m

Air temperature: 12.41°C

Track temperature: 12.21°C

Weather condition: Dry

**DMSB** Reg. Nr.: 92/16

Sunday, April 17, 2016 16:40:00

Lap	Time	SE1	SP1	SE2	SP2	SE3	SP3	TSP	Lap	Time	SE1	SP1	SE2	SP2	SE3	SP3	TSP
<b>90 Piro, DEU</b>									<b>theoretical besttime: 1:27.846</b>								
1	1:52.984	43.470	172	34.501	103	35.013	140	178	9	1:27.926	<b>33.903</b>	<b>175</b>	<b>29.530</b>	<b>205</b>	24.493	180	202
2	2:52.269	52.391	139	48.868	108	1:11.010	50	106	10	1:28.112	34.020	175	29.596	206	24.496	179	202
3	2:55.577	54.629	146	50.544	104	1:10.404	47		11	1:28.282	34.152	175	29.634	206	24.496	179	203
4	2:38.574	1:04.615	73	1:02.613	78	31.346	178		12	1:28.231	34.107	175	29.678	207	24.446	179	201
5	1:29.628	34.422	175	30.579	202	24.627	179	202	13	1:28.037	33.963	176	29.617	206	24.457	180	202
6	1:28.491	34.243	174	29.639	207	24.609	179	202	14	1:28.309	34.008	176	29.718	206	24.583	179	<b>204</b>
7	1:28.979	34.482	176	29.852	207	24.645	179	200	15	1:28.827	34.112	174	30.118	207	24.597	180	202
8	<b>1:27.914</b>	33.904	175	29.597	205	<b>24.413</b>	180	202	16	1:28.784	33.960	175	29.715	206	25.109	180	204

<b>96 Mawson, DEU</b>									<b>theoretical besttime: 1:26.487</b>								
1	1:49.100	42.014	172	32.659	118	34.427	134	179	9	1:27.049	33.724	175	29.098	206	24.227	179	<b>202</b>
2	2:44.568	52.206	115	48.353	153	1:04.009	53	135	10	1:27.115	33.578	175	29.306	207	24.231	180	200
3	2:57.487	1:00.886	127	51.868	107	1:04.733	48		11	1:27.369	33.776	175	29.273	208	24.320	180	202
4	2:45.446	1:10.056	91	1:03.338	79	32.052	180		12	1:27.080	33.629	175	29.245	207	24.206	177	202
5	1:28.358	34.540	173	29.150	209	24.668	177	201	13	1:26.850	33.669	174	29.026	205	24.155	179	197
6	1:27.595	33.747	175	29.346	208	24.502	178	198	14	<b>1:26.516</b>	33.505	174	29.035	206	<b>23.976</b>	<b>178</b>	198
7	1:28.451	33.829	176	30.260	204	24.362	179	200	15	1:26.753	33.544	174	29.069	204	24.140	178	199
8	1:27.039	33.665	176	29.199	207	24.175	181	202	16	1:26.687	<b>33.487</b>	<b>174</b>	<b>29.024</b>	<b>206</b>	24.176	179	199

<b>99 Flörsch, DEU</b>									<b>theoretical besttime: 1:27.104</b>								
1	1:45.544	40.032	170	31.608	113	33.904	132	165	9	1:27.411	33.699	174	29.351	204	24.361	178	199
2	2:40.120	52.147	107	47.741	153	1:00.232	53	118	10	<b>1:27.369</b>	33.685	173	29.382	205	24.302	178	198
3	2:59.242	1:05.397	126	52.097	110	1:01.748	53		11	1:27.385	33.788	174	29.323	204	24.274	178	197
4	2:50.220	1:13.026	75	1:03.505	71	33.689	177		12	1:27.581	<b>33.644</b>	<b>174</b>	<b>29.236</b>	<b>205</b>	24.701	179	197
5	1:28.406	34.254	174	29.664	204	24.488	178	<b>200</b>	13	1:27.891	34.090	175	29.542	203	24.259	178	197
6	1:27.723	33.928	174	29.408	205	24.387	177	199	14	1:27.411	33.733	175	29.377	205	24.301	178	199
7	1:28.332	34.648	173	29.386	205	24.298	178	196	15	1:27.486	33.718	173	29.415	204	24.353	178	199
8	1:27.514	33.779	174	29.511	204	<b>24.224</b>	178	200	16	1:39.470	42.426	172	30.920	203	26.124	178	198