



# ADAC GT Masters

## Result List Qualifying 2

Provisional



Motorsportarena Oschersleben, Length: 3696m

Air temperature: 8.03°C

Track temperature: 9.86°C

Weather condition: Wet

**DMSB** Reg. Nr.: 93/16

Amended  
17.4.2016 - 10:13

Sunday, April 17, 2016 9:25:00

started : 32      classified : 32      not classified : 0

	Drivers	Team	Car	Lap	Best Time	Gap	Diff	Kph	Day Time
1	1 S.Asch(DEU)/L.Ludwig(DEU)	Team Zakspeed(DEU)	Mercedes-AMG GT3	9	<b>1:26.935</b>			153.0	9:48:07
2	77 J.Gounon(FRA)(J)/D.Keilwitz(DEU)	Callaway Competition(DEU)	Corvette C7 GT3	11	<b>1:27.139</b>	0.204	0.204	152.6	9:48:20
3	24 F.Stoll(DEU)/L.Vanthoor(BEL)	kfzteile24 - APR Motorsport(DEU)	Audi R8 LMS	8	<b>1:27.161</b>	0.226	0.022	152.6	9:49:10
4	29 C.De Phillippi(USA)(J)/C.Mies(DEU)	MontaplastbyLand-Motorsport(DEU)	Audi R8 LMS	12	<b>1:27.322</b>	0.387	0.161	152.3	9:48:45
5	63 R.Ineichen(CHE)(T)/C.Engelhart(DEU)	GRT Grasser-Racing-Team(AUT)	LamborghiniHuracanGT3	11	<b>1:27.403</b>	0.468	0.081	152.2	9:48:49
6	69 P.Assenheimer(DEU)(J)/D.Schwager(DEU)	Callaway Competition(DEU)	Corvette C7 GT3	11	<b>1:27.448</b>	0.513	0.045	152.1	9:48:22
7	25 D.Dobitsch(AUT)/E.Sandström(SWE)	kfzteile24 - APR Motorsport(DEU)	Audi R8 LMS	10	<b>1:27.509</b>	0.574	0.061	152.0	9:48:06
8	21 N.Rogivue(CHE)(J)/F.Rosenqvist(SWE)	Team Zakspeed(DEU)	Mercedes-AMG GT3	10	<b>1:27.536</b>	0.601	0.027	152.0	9:48:12
9	9 A.Weishaupt(DEU)(T)/J.Lee Pepper(ZAF)(J)	Bentley Team Abt(DEU)	Bentley Continental GT3	6	<b>1:27.677</b>	0.742	0.141	151.7	9:48:18
10	99 R.Renauer(DEU)/M.Ragginger(AUT)	Precote Herberth Motorsport(DEU)	Porsche 911 GT3 R	9	<b>1:27.764</b>	0.829	0.087	151.6	9:48:29
11	33 C.Frankenhou(NLD)/C.Haase(DEU)	Car Collection Motorsport(DEU)	Audi R8 LMS	11	<b>1:27.771</b>	0.836	0.007	151.5	9:47:25
12	15 M.Winkelhock(DEU)/M.Pommer(DEU)	Phoenix Racing(DEU)	Audi R8 LMS	9	<b>1:28.080</b>	1.145	0.309	151.0	9:48:14
13	34 I.Tutumlu Lopez(ESP)/K.van der Linde(ZAF)	Car Collection Motorsport(DEU)	Audi R8 LMS Ultra	10	<b>1:28.148</b>	1.213	0.068	150.9	9:48:04
14	67 D.Zampieri(ITA)/P.Niederhauser(CHE)	ADACNSAAttemptoRacingTeam(DEU)	LamborghiniHuracanGT3	10	<b>1:28.193</b>	1.258	0.045	150.8	9:47:44
15	5 N.Siedler(AUT)/J.van Lagen(NLD)	HB Racing WDS	LamborghiniHuracanGT3	9	<b>1:28.249</b>	1.314	0.056	150.7	9:47:27
16	7 C.Jöns(DEU)/D.Abt(DEU)	Bentley Team Abt(DEU)	Bentley Continental GT3	8	<b>1:28.249</b>	1.314		150.7	9:49:02
17	36 M.Dienst(DEU)(J)/C.Zanella(CHE)	bigFMRacingTeamSchützMotorsport(DEU)	Porsche 911 GT3 R	10	<b>1:28.292</b>	1.357	0.043	150.6	9:48:35
18	20 J.Krohn(FIN)/M.Tomczyk(DEU)	Schubert Motorsport(DEU)	BMW M6 GT3	11	<b>1:28.335</b>	1.400	0.043	150.6	9:47:06
19	8 F.Hamprecht(AUT)(J)/G.Smith(GBR)	Bentley Team Abt(DEU)	Bentley Continental GT3	6	<b>1:28.378</b>	1.443	0.043	150.5	9:46:47
20	50 P.Geipel(DEU)/R.Frey(CHE)	YACO Racing(DEU)	Audi R8 LMS	12	<b>1:28.415</b>	1.480	0.037	150.4	9:48:28
21	55 L.Schreier(DEU)(J)/X.Maassen(NLD)	Aust Motorsport(DEU)	Audi R8 LMS	11	<b>1:28.496</b>	1.561	0.081	150.3	9:48:32
22	22 S.Feige(DEU)(T)/B.Schothorst(NLD)	MRS GT-Racing(DEU)	Nissan GT-RNISMOGT3	11	<b>1:28.541</b>	1.606	0.045	150.2	9:48:38
23	28 P.Hoevenaars(NLD)(J)/M.Basseng(DEU)	MontaplastbyLand-Motorsport(DEU)	Audi R8 LMS	10	<b>1:28.780</b>	1.845	0.239	149.8	9:48:39
24	17 D.Jahn(DEU)/C.van der Drift(NZL)	KÜS TEAM75 Bernhard(DEU)	Porsche 911 GT3 R	11	<b>1:28.862</b>	1.927	0.082	149.7	9:47:11
25	3 P.Kujala(FIN)(J)/M.Pavlovic(SRB)	Bonaldi Motorsport S.r.L.(DEU)	LamborghiniHuracanGT3	8	<b>1:28.934</b>	1.999	0.072	149.6	9:48:51
26	44 M.Ahlin-Kottulinsky(SWE)(J)/M.Bononomi(ITA)	Aust Motorsport(DEU)	Audi R8 LMS	11	<b>1:28.961</b>	2.026	0.027	149.5	9:48:34
27	13 R.Lips(CHE)(T)/S.Barth(DEU)	RWT - Racing team(DEU)	Corvette Z06.R GT3	8	<b>1:29.094</b>	2.159	0.133	149.3	9:48:26
28	6 K.Snoeks(NLD)/E.Erhart(DEU)	HB Racing WDS	LamborghiniHuracanGT3	12	<b>1:29.236</b>	2.301	0.142	149.1	9:48:34
29	16 L.Stolz(DEU)(J)/G.Tweraser(AUT)	GRT Grasser-Racing-Team(AUT)	LamborghiniHuracanGT3	11	<b>1:29.291</b>	2.356	0.055	149.0	9:49:28
30	66 E.Lindholm(DEU)(J)/A.Gies(DEU)(J)	ADACNSAAttemptoRacingTeam(DEU)	LamborghiniHuracanGT3	10	<b>1:29.943</b>	3.008	0.652	147.9	9:49:23
31	31 B.Said(USA)/L.Hezemans(NLD)(J)	Callaway Competition(DEU)	Corvette C7 GT3	10	<b>1:29.993</b>	3.058	0.050	147.8	9:47:24
32	32 F.Spengler(DEU)/E.Zonzini(SMR)(J)	Bonaldi Motorsport S.r.L.(DEU)	LamborghiniHuracanGT3	10	<b>1:32.682</b>	5.747	2.689	143.5	9:49:17

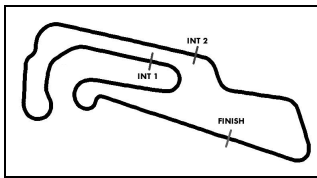
race director decision, cancellation of fastest lap time for car # 34, 25

Subject to final scrutineering!

Publications Time:

Clerk of the course:

Time Keeping:



# ADAC GT Masters

## Sector List Qualifying 2

Provisional



Motorsportarena Oschersleben, Length: 3696m

Air temperature: 8.03°C

Track temperature: 9.86°C

Weather condition: Wet

**DMSB** Reg. Nr.: 93/16

Sunday, April 17, 2016 9:25:00

Lap	Time	SE1	SP1	SE2	SP2	SE3	SP3	TSP	Lap	Time	SE1	SP1	SE2	SP2	SE3	SP3	TSP
<b>1</b> Asch, DEU / Ludwig, DEU									<b>theoretical besttime: 1:26.929</b>								
1	7:20.913	5:59.187	120	47.208	128	34.518	179		6	3:05.946	2:06.821	187	32.017	222	27.108	195	
2	1:55.466	44.852	159	40.121	166	30.493	171	168	7	1:29.971	35.201	191	30.237	227	24.533	197	227
3	2:30.278	1:12.574	88	44.891	100	32.813	173	176	8	1:27.508	34.156	193	29.253	228	24.099	199	228
4	1:54.301	45.728	123	40.372	82	28.201	195	170	9	<b>1:26.935</b>	<b>33.750</b>	<b>194</b>	29.090	228	<b>24.095</b>	<b>198</b>	<b>230</b>
5	1:55.585	36.974	187	32.707	224	45.904	58	228	10	1:26.973	33.759	194	<b>29.084</b>	<b>227</b>	24.130	199	229

<b>3</b> Kujala, FIN / Pavlovic, SRB									<b>theoretical besttime: 1:28.934</b>								
1	6:04.868	4:52.927	156	39.943	177	31.998	175		5	1:33.065	36.994	187	30.637	223	25.434	194	218
2	1:50.001	42.195	177	37.505	112	30.301	184	177	6	2:23.715	35.118	189	1:02.436	183	46.161	52	<b>226</b>
3	1:48.811	39.603	151	37.567	165	31.641	189	198	7	7:04.489	6:06.618	181	31.135	220	26.736	193	
4	1:37.572	39.294	181	31.835	221	26.443	191	222	8	<b>1:28.934</b>	<b>34.502</b>	<b>190</b>	<b>29.724</b>	<b>224</b>	<b>24.708</b>	<b>194</b>	226

<b>5</b> Siedler, AUT / van Lagen, NLD									<b>theoretical besttime: 1:27.935</b>								
1	2:30.171	1:05.678	176	36.659	178	47.834	58		6	1:51.018	35.397	189	30.807	224	44.814	58	228
2	5:36.086	4:28.050	160	38.314	183	29.722	181		7	4:38.460	3:38.317	184	32.209	202	27.934	195	
3	1:42.679	40.995	183	33.587	216	28.097	186	175	8	1:29.279	34.663	188	29.896	225	24.720	195	228
4	1:37.690	39.041	184	32.478	221	26.171	193	184	9	<b>1:28.249</b>	34.266	189	<b>29.389</b>	<b>226</b>	<b>24.594</b>	<b>195</b>	228
5	1:33.489	35.837	188	31.072	223	26.580	194	223	10	1:28.432	<b>33.952</b>	<b>190</b>	29.561	225	24.919	192	<b>229</b>

<b>6</b> Snoeks, NLD / Erhart, DEU									<b>theoretical besttime: 1:29.236</b>								
1	2:27.930	1:01.330	173	36.983	183	49.617	58		7	1:32.316	35.653	187	30.769	225	25.894	195	227
2	3:17.802	2:06.420	130	39.810	177	31.572	187		8	1:59.522	37.079	179	35.368	148	47.075	58	197
3	1:45.570	41.704	181	35.074	199	28.792	189	155	9	3:03.542	2:04.227	182	31.024	220	28.291	194	
4	1:41.388	38.747	185	34.665	208	27.976	191	200	10	1:36.095	35.632	185	31.776	224	28.687	197	215
5	1:36.726	37.616	185	32.206	219	26.904	192	212	11	1:29.658	34.605	190	29.957	225	25.096	194	<b>229</b>
6	1:33.870	36.388	188	31.239	220	26.243	193	222	12	<b>1:29.236</b>	<b>34.359</b>	<b>190</b>	<b>29.879</b>	<b>225</b>	<b>24.998</b>	<b>196</b>	229

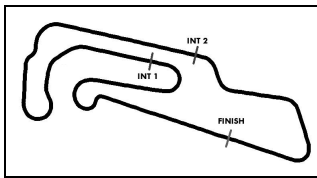
<b>7</b> Jöns, DEU / Abt, DEU									<b>theoretical besttime: 1:28.223</b>								
1	9:47.549	8:30.022	132	45.183	150	32.344	175		5	4:18.777	3:18.634	189	31.089	212	29.054	196	
2	1:47.169	42.962	175	35.713	176	28.494	192	189	6	1:29.503	35.012	192	29.688	228	24.803	199	229
3	1:33.736	36.861	188	31.094	226	25.781	196	223	7	1:33.163	<b>34.072</b>	<b>192</b>	34.039	227	25.052	197	<b>230</b>
4	2:04.054	39.816	189	34.051	144	50.187	56	229	8	<b>1:28.249</b>	34.098	192	<b>29.548</b>	<b>229</b>	<b>24.603</b>	<b>198</b>	230

<b>8</b> Hamprecht, AUT / Smith, GBR									<b>theoretical besttime: 1:28.333</b>								
1	11:34.936	10:23.859	161	40.596	169	30.481	160		5	1:31.984	36.599	189	30.349	229	25.036	198	228
2	1:42.061	42.643	183	32.869	221	26.549	197	171	6	<b>1:28.378</b>	<b>34.615</b>	<b>194</b>	<b>29.253</b>	<b>232</b>	24.510	199	229
3	1:59.931	36.411	193	34.899	148	48.621	56	206	7	1:29.372	35.311	187	29.596	230	<b>24.465</b>	<b>199</b>	<b>232</b>
4	3:29.532	2:32.018	189	30.640	207	26.874	197										

<b>9</b> Weishaupt, DEU / Lee Pepper, ZAF									<b>theoretical besttime: 1:27.677</b>								
1	14:08.949	12:51.666	118	44.761	150	32.522	145		4	1:31.890	35.676	190	30.530	228	25.684	198	227
2	2:06.091	43.948	181	35.273	193	46.870	56	150	5	1:28.786	34.587	188	29.581	230	24.618	198	<b>231</b>
3	2:34.273	1:35.300	187	32.411	216	26.562	195		6	<b>1:27.677</b>	<b>33.973</b>	<b>194</b>	<b>29.182</b>	<b>231</b>	<b>24.522</b>	<b>198</b>	231

<b>13</b> Lips, CHE / Barth, DEU									<b>theoretical besttime: 1:28.901</b>								
1	10:02.478			9:33.134	189	29.344	194		5	3:20.214	2:16.335	191	32.638	204	31.241	199	
2	1:57.907	39.188	188	33.126	191	45.593	160	200	6	1:31.851	35.708	196	30.331	233	25.812	202	218
3	1:38.345	38.668	170	32.560	211	27.117	196	181	7	1:29.682	34.772	197	30.023	234	<b>24.887</b>	<b>202</b>	226
4	1:55.964	37.420	176	33.431	210	45.113	50	209	8	<b>1:29.094</b>	<b>34.304</b>	<b>197</b>	<b>29.710</b>	<b>233</b>	25.080	201	<b>227</b>

<b>15</b> Winkelhock, DEU / Pommer, DEU									<b>theoretical besttime: 1:27.773</b>								
1	8:55.103	7:37.078	160	45.227	183	32.798	138		6	2:54.039	1:54.675	187	31.634	215	27.730	194	
2	1:45.074	42.768	165	34.988	197	27.318	190	162	7	1:30.133	35.421	188	29.898	225	24.814	195	226
3	1:40.387	39.198	173	32.401	147	28.788	192	221	8	1:30.455	<b>34.099</b>	<b>191</b>	31.888	225	24.468	196	<b>228</b>
4	1:33.053	36.189	186	31.056	222	25.808	192	222	9	<b>1:28.080</b>	34.406	191	<b>29.238</b>	<b>225</b>	<b>24.436</b>	<b>195</b>	228
5	1:58.134	38.257	156	35.195	145	44.682	58	226									



# ADAC GT Masters

## Sector List Qualifying 2



Provisional

Motorsportarena Oschersleben, Length: 3696m

Air temperature: 8.03°C

Track temperature: 9.86°C

Weather condition: Wet

**DMSB** Reg. Nr.: 93/16

Sunday, April 17, 2016 9:25:00

Lap	Time	SE1	SP1	SE2	SP2	SE3	SP3	TSP	Lap	Time	SE1	SP1	SE2	SP2	SE3	SP3	TSP
-----	------	-----	-----	-----	-----	-----	-----	-----	-----	------	-----	-----	-----	-----	-----	-----	-----

### 16 Stolz, DEU / Tweraser, AUT

theoretical besttime: 1:29.160

1	2:12.046	1:07.494	174	35.230	194	29.322	189		7	1:54.898	36.511	191	30.531	225	47.856	51	219
2	1:37.377	37.382	187	32.495	217	27.500	190	216	8	5:23.478	4:26.486	186	31.502	224	25.490	196	
3	1:58.070	38.449	183	33.852	194	45.769	56	211	9	1:29.853	35.002	190	30.007	225	<b>24.844</b>	<b>197</b>	221
4	3:34.780	2:26.157	176	37.707	151	30.916	190		10	1:29.906	34.945	191	<b>29.892</b>	<b>226</b>	25.069	197	227
5	1:43.459	40.164	184	35.357	161	27.938	191	195	11	<b>1:29.291</b>	<b>34.424</b>	<b>190</b>	30.008	226	24.859	197	<b>228</b>
6	1:35.210	37.624	189	31.683	222	25.903	196	206									

### 17 Jahn, DEU / van der Drift, NZL

theoretical besttime: 1:28.710

1	2:49.397	1:31.476	144	43.128	140	34.793	158		7	1:33.753	36.309	192	30.986	225	26.458	197	204
2	1:56.058	45.583	164	39.373	166	31.102	179	138	8	2:00.466	35.199	192	36.160	137	49.107	56	228
3	1:49.270	42.340	180	37.452	157	29.478	189	160	9	4:01.248	2:59.194	189	33.185	197	28.869	197	
4	1:44.502	43.179	178	33.452	198	27.871	191	147	10	1:30.314	35.195	192	29.902	225	25.217	197	219
5	1:37.919	38.247	190	32.844	214	26.828	193	189	11	<b>1:28.862</b>	34.399	193	<b>29.675</b>	<b>226</b>	<b>24.788</b>	<b>198</b>	229
6	1:38.716	36.865	192	32.650	174	29.201	194	199	12	1:29.833	<b>34.247</b>	<b>194</b>	30.035	226	25.551	198	<b>230</b>

### 20 Krohn, FIN / Tomczyk, DEU

theoretical besttime: 1:28.335

1	2:01.683	58.960	158	34.854	201	27.869	191		7	1:33.309	35.396	193	30.036	226	27.877	139	227
2	1:36.370	36.834	187	32.437	220	27.099	191	206	8	2:09.014	44.156	175	35.701	174	49.157	42	146
3	1:55.117	37.140	186	33.137	216	44.840	59	215	9	2:47.823	1:46.871	189	33.945	209	27.007	197	
4	3:44.183	2:33.299	149	40.958	177	29.926	163		10	1:31.049	34.530	193	29.848	225	26.671	197	226
5	1:43.869	42.411	185	33.754	195	27.704	193	172	11	<b>1:28.335</b>	<b>34.214</b>	<b>192</b>	<b>29.422</b>	<b>228</b>	<b>24.699</b>	<b>197</b>	<b>228</b>
6	1:34.787	37.266	186	30.973	224	26.548	195	214	12	1:29.192	34.242	193	29.627	225	25.323	197	227

### 21 Rogivue, CHE / Rosenqvist, SWE

theoretical besttime: 1:27.536

1	7:09.711	5:58.904	169	40.488	169	30.319	183		6	1:55.965	37.255	184	33.705	187	45.005	58	222
2	1:43.279	40.335	176	34.906	208	28.038	185	184	7	2:59.699	1:59.237	173	32.338	216	28.124	195	
3	1:36.134	37.580	172	32.157	196	26.397	191	211	8	1:30.382	36.046	190	29.633	226	24.703	195	224
4	1:44.123	46.163	154	32.327	220	25.633	192	216	9	1:29.038	34.601	191	29.770	226	24.667	195	<b>226</b>
5	1:35.701	35.932	162	32.830	153	26.939	195	224	10	<b>1:27.536</b>	<b>34.015</b>	<b>192</b>	<b>29.265</b>	<b>225</b>	<b>24.256</b>	<b>195</b>	226

### 22 Feige, DEU / Schothorst, NLD

theoretical besttime: 1:28.541

1	4:35.860	3:26.573	163	38.279	177	31.008	190		7	1:59.893	35.157	196	30.076	231	54.660	56	<b>233</b>
2	1:41.916	40.494	183	33.591	220	27.831	194	184	8	4:22.099	3:20.614	189	33.212	190	28.273	198	
3	1:45.209	45.766	189	32.493	224	26.950	196	216	9	1:30.408	35.413	194	30.041	231	24.954	200	227
4	1:37.272	37.574	193	32.447	209	27.251	197	196	10	1:31.132	36.145	192	29.981	231	25.006	199	231
5	1:34.530	37.690	192	31.017	228	25.823	197	194	11	<b>1:28.541</b>	<b>34.341</b>	<b>195</b>	<b>29.530</b>	<b>231</b>	<b>24.670</b>	<b>199</b>	232
6	1:31.153	35.453	195	30.160	230	25.540	199	231									

### 24 Stoll, DEU / Vanthoor, BEL

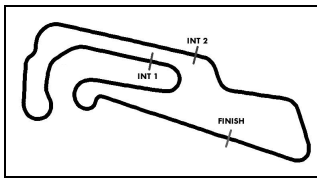
theoretical besttime: 1:27.161

1	10:11.103	9:01.828	110	41.423	185	27.852	185		5	4:16.116	3:19.353	178	31.547	220	25.216	192	
2	1:36.292	37.899	187	31.640	222	26.753	183	185	6	1:29.503	34.301	190	30.644	221	24.558	194	225
3	1:39.974	37.272	188	31.613	222	31.089	193	204	7	1:28.653	33.897	191	29.253	225	25.503	195	<b>227</b>
4	2:01.426	35.359	188	35.969	170	50.098	39	226	8	<b>1:27.161</b>	<b>33.754</b>	<b>191</b>	<b>29.157</b>	<b>224</b>	<b>24.250</b>	<b>195</b>	227

### 25 Dobitsch, AUT / Sandström, SWE

theoretical besttime: 1:27.509

1	2:21.942	1:16.524	171	36.290	200	29.128	185		7	3:00.872	2:02.620	186	31.896	218	26.356	194	
2	1:58.262	38.331	181	33.281	209	46.650	58	200	8	1:30.129	35.055	186	30.063	224	25.011	193	226
3	6:07.900	4:58.189	136	40.523	158	29.188	186		9	1:28.991	34.501	189	29.770	225	24.720	194	227
4	1:41.250	40.102	179	34.120	207	27.028	191	204	10	<b>1:27.509</b>	<b>34.003</b>	<b>190</b>	<b>29.300</b>	<b>225</b>	<b>24.206</b>	<b>195</b>	227
5	1:34.052	36.567	183	31.535	219	25.950	193	224	11	4:26.963	3:34.489	190	29.183	225	24.291	194	228
6	1:55.345	36.650	175	32.862	219	45.833	59	<b>228</b>	11	2:04.127	40.875	168	35.111	165	48.141	42	226



# ADAC GT Masters

## Sector List Qualifying 2

Provisional



Motorsportarena Oschersleben, Length: 3696m

Air temperature: 8.03°C

Track temperature: 9.86°C

Weather condition: Wet

**DMSB** Reg. Nr.: 93/16

Sunday, April 17, 2016 9:25:00

Lap	Time	SE1	SP1	SE2	SP2	SE3	SP3	TSP	Lap	Time	SE1	SP1	SE2	SP2	SE3	SP3	TSP
<b>28</b> Hoevenaars, NLD / Basseng, DEU									<b>theoretical besttime: 1:28.712</b>								
1	7:18.677	6:06.837	164	39.286	176	32.554	183		6	1:56.558	37.194	183	33.573	177	45.791	53	200
2	1:46.282	41.357	177	35.850	182	29.075	188	192	7	3:22.270	2:20.958	184	32.978	206	28.334	194	
3	1:36.824	37.837	184	32.644	220	26.343	191	215	8	1:31.976	35.464	187	30.232	225	26.280	195	222
4	1:35.331	37.943	186	31.511	221	25.877	192	224	9	1:29.556	34.717	189	30.151	224	<b>24.688</b>	<b>196</b>	227
5	1:32.355	35.745	187	30.735	222	25.875	195	225	10	<b>1:28.780</b>	<b>34.420</b>	<b>190</b>	<b>29.604</b>	<b>225</b>	24.756	192	<b>227</b>

<b>29</b> De Phillippi, USA / Mies, DEU									<b>theoretical besttime: 1:27.322</b>								
1	2:05.691	1:00.075	177	34.131	201	31.485	189		7	3:26.363	2:02.583	105	47.823	123	35.957	188	
2	1:48.201	44.972	185	31.990	204	31.239	190	221	8	2:02.304	41.028	182	34.734	216	46.542	53	184
3	1:34.065	36.232	186	31.478	219	26.355	190	221	9	3:14.701	2:05.117	184	34.351	111	35.233	192	
4	1:34.142	35.729	187	31.703	218	26.710	188	222	10	1:30.835	35.636	190	30.355	225	24.844	196	225
5	1:40.393	38.936	180	34.418	215	27.039	189	222	11	1:28.680	34.775	190	29.572	225	24.333	198	<b>228</b>
6	1:52.125	36.512	187	32.326	216	43.287	59	221	12	<b>1:27.322</b>	<b>33.727</b>	<b>191</b>	<b>29.294</b>	<b>225</b>	<b>24.301</b>	<b>197</b>	227

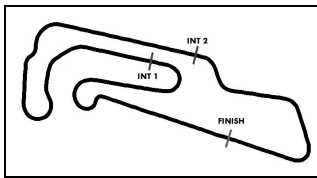
<b>31</b> Said, USA / Hezemans, NLD									<b>theoretical besttime: 1:29.424</b>								
1	1:57.710	55.168	175	34.470	211	28.072	186		7	1:55.556	36.380	186	30.602	217	48.574	56	220
2	1:55.878	37.649	175	33.336	212	44.893	58	213	8	4:44.043	3:36.597	184	33.151	169	34.295	192	
3	3:49.786	2:39.181	122	39.943	144	30.662	179		9	1:31.016	35.655	185	30.059	219	25.302	192	220
4	1:48.157	44.026	119	36.007	211	28.124	186	163	10	<b>1:29.993</b>	34.780	187	29.981	219	<b>25.232</b>	<b>193</b>	220
5	1:37.797	38.553	183	32.777	214	26.467	191	204	11	1:43.483	<b>34.358</b>	<b>186</b>	<b>29.834</b>	<b>221</b>	39.291	178	<b>221</b>
6	1:33.844	36.879	185	31.111	219	25.854	191	217									

<b>32</b> Spengler, DEU / Zonzini, SMR									<b>theoretical besttime: 1:32.374</b>								
1	4:30.690	3:06.503	176	37.470	203	46.717	57		6	1:56.688	36.710	187	34.100	197	45.878	57	219
2	3:30.138	2:19.306	161	39.640	177	31.192	159		7	4:15.511	2:52.220	183	50.813	160	32.478	191	
3	1:51.906	44.606	179	37.517	209	29.783	187	155	8	1:36.477	37.500	185	32.484	214	26.493	193	204
4	1:46.149	39.434	183	34.693	166	32.022	191	190	9	1:33.444	<b>35.637</b>	<b>189</b>	31.097	221	26.710	194	<b>227</b>
5	1:43.033	42.123	170	33.866	219	27.044	193	225	10	<b>1:32.682</b>	35.945	189	<b>31.047</b>	<b>222</b>	<b>25.690</b>	<b>192</b>	226

<b>33</b> Frankenhou, NLD / Haase, DEU									<b>theoretical besttime: 1:27.761</b>								
1	3:34.098	2:24.232	161	39.107	144	30.759	183		7	1:30.208	35.440	189	29.794	223	24.974	192	225
2	1:48.182	43.811	175	35.354	200	29.017	185	215	8	1:59.120	34.930	164	36.587	164	47.603	50	<b>227</b>
3	1:39.344	38.827	185	33.301	220	27.216	188	203	9	4:03.921	2:53.882	166	38.672	133	31.367	193	
4	1:47.695	42.882	186	33.435	139	31.378	192	213	10	1:29.097	34.598	191	29.839	225	24.660	195	225
5	1:33.466	36.945	187	30.921	222	25.600	191	215	11	<b>1:27.771</b>	34.001	191	<b>29.318</b>	<b>225</b>	<b>24.452</b>	<b>194</b>	227
6	1:31.655	35.500	190	30.144	225	26.011	192	225	12	1:28.975	<b>33.991</b>	<b>190</b>	29.690	225	25.294	193	227

<b>34</b> Tutumlu Lopez, ESP / van der Linde, ZAF									<b>theoretical besttime: 1:28.148</b>								
1	6:12.758	5:03.119	139	39.880	117	29.759	186		7	3:50.167	2:51.404	187	30.701	221	28.062	192	
2	1:48.372	47.032	183	33.959	218	27.381	186	211	8	1:29.318	35.051	189	29.546	224	24.721	193	224
3	1:38.663	38.092	186	33.322	206	27.249	191	213	9	1:28.681	34.523	190	29.548	224	24.610	193	<b>226</b>
4	1:46.128	45.507	186	32.149	220	28.472	193	224	10	<b>1:28.148</b>	<b>34.322</b>	<b>189</b>	<b>29.410</b>	<b>224</b>	<b>24.416</b>	<b>194</b>	225
5	1:31.928	36.247	188	30.462	221	25.219	192	224	11	4:27.643	<b>33.923</b>	<b>189</b>	<b>29.294</b>	<b>223</b>	<b>24.426</b>	<b>193</b>	226
6	1:50.016	35.310	190	29.975	204	44.731	58	225	11	2:03.381	40.931	176	35.213	188	47.237	44	226

<b>36</b> Dienst, DEU / Zanella, CHE									<b>theoretical besttime: 1:28.192</b>								
1	4:53.246	3:42.402	151	40.398	167	30.446	186		6	3:39.690	2:14.831	170	35.364	182	49.495	44	
2	1:44.468	42.306	180	34.161	214	28.001	192	180	7	3:39.795	2:39.204	184	33.233	208	27.358	196	
3	1:38.247	39.259	185	32.265	217	26.723	193	202	8	1:30.792	35.489	191	29.980	225	25.323	197	226
4	1:34.677	37.160	189	31.403	223	26.114	195	224	9	1:29.087	34.766	192	29.608	226	<b>24.713</b>	<b>198</b>	<b>228</b>
5	1:56.707	38.563	174	34.116	220	44.028	50	172	10	<b>1:28.292</b>	<b>34.095</b>	<b>193</b>	<b>29.384</b>	<b>227</b>	24.813	197	228



# ADAC GT Masters

## Sector List Qualifying 2

Provisional



Motorsportarena Oschersleben, Length: 3696m

Air temperature: 8.03°C

Track temperature: 9.86°C

Weather condition: Wet

**DMSB** Reg. Nr.: 93/16

Sunday, April 17, 2016 9:25:00

Lap	Time	SE1	SP1	SE2	SP2	SE3	SP3	TSP	Lap	Time	SE1	SP1	SE2	SP2	SE3	SP3	TSP
<b>44</b>	Ahlin-Kottulinsky, SWE / Bonanomi, ITA								<b>theoretical besttime: 1:28.913</b>								
1	2:10.990	1:06.991	176	35.083	210	28.916	188		7	1:57.819	36.339	187	30.806	223	50.674	59	224
2	1:37.053	37.144	185	32.723	217	27.186	188	220	8	4:26.822	3:24.697	148	34.565	146	27.560	193	
3	1:56.652	37.323	181	34.775	213	44.554	59	220	9	1:31.105	35.517	187	30.374	225	25.214	196	225
4	3:34.118	2:23.442	149	41.073	177	29.603	187		10	1:29.488	34.747	189	29.934	225	<b>24.807</b>	<b>195</b>	<b>228</b>
5	1:44.918	42.160	182	35.002	168	27.756	190	154	11	<b>1:28.961</b>	<b>34.327</b>	<b>189</b>	<b>29.779</b>	<b>225</b>	24.855	195	227
6	1:36.145	38.125	185	31.975	221	26.045	192	194									

<b>50</b>	Geipel, DEU / Frey, CHE								<b>theoretical besttime: 1:28.415</b>								
1	3:03.245	1:48.211	154	42.627	176	32.407	172		7	1:35.138	37.217	188	31.722	222	26.199	194	217
2	1:47.911	43.557	180	35.255	209	29.099	186	153	8	2:10.269	42.727	157	37.537	144	50.005	41	215
3	1:44.613	42.357	182	34.477	215	27.779	188	207	9	3:25.886	2:23.631	187	33.377	186	28.878	194	
4	1:42.076	39.838	183	34.076	174	28.162	192	189	10	1:32.023	35.551	189	30.789	223	25.683	195	226
5	1:37.510	37.594	187	33.338	221	26.578	193	217	11	1:29.622	34.609	190	30.083	225	24.930	195	<b>227</b>
6	1:51.725	48.976	140	34.428	220	28.321	174	188	12	<b>1:28.415</b>	<b>34.125</b>	<b>191</b>	<b>29.703</b>	<b>225</b>	<b>24.587</b>	<b>195</b>	227

<b>55</b>	Schreier, DEU / Maassen, NLD								<b>theoretical besttime: 1:28.496</b>								
1	5:11.061	3:59.878	171	39.654	200	31.529	183		7	2:03.124	35.497	189	36.818	155	50.809	36	<b>227</b>
2	1:49.125	44.769	177	35.645	213	28.711	186	217	8	3:31.428	2:30.692	183	31.574	221	29.162	193	
3	1:43.545	41.596	178	34.200	217	27.749	187	189	9	1:30.812	35.160	187	30.173	223	25.479	195	225
4	1:37.113	38.035	185	32.694	220	26.384	191	204	10	1:29.738	35.005	190	29.686	225	25.047	194	223
5	1:34.274	36.154	187	30.947	221	27.173	191	224	11	<b>1:28.496</b>	<b>34.269</b>	<b>190</b>	<b>29.560</b>	<b>225</b>	<b>24.667</b>	<b>195</b>	226
6	1:32.885	36.670	185	30.716	222	25.499	194	222									

<b>63</b>	Ineichen, CHE / Engelhart, DEU								<b>theoretical besttime: 1:27.403</b>								
1	2:08.953	1:01.421	182	34.720	213	32.812	193		7	1:55.579	37.129	190	32.289	226	46.161	54	226
2	1:55.931	36.665	188	31.998	221	47.268	56	225	8	3:36.781	2:24.624	188	35.467	71	36.690	200	
3	4:50.177	3:43.407	149	37.492	134	29.278	194		9	1:29.536	34.927	192	29.892	231	24.717	201	230
4	1:41.094	39.633	170	33.746	202	27.715	183	188	10	1:31.073	34.360	192	29.339	231	27.374	201	<b>235</b>
5	1:36.379	38.021	181	32.462	225	25.896	198	212	11	<b>1:27.403</b>	<b>33.818</b>	<b>193</b>	<b>29.331</b>	<b>232</b>	<b>24.254</b>	<b>200</b>	231
6	1:35.790	35.735	192	31.869	224	28.186	194	232									

<b>66</b>	Lindholm, DEU / Gies, DEU								<b>theoretical besttime: 1:29.943</b>								
1	3:12.424	1:59.868	109	42.006	133	30.550	181		6	4:26.885	2:53.788	129	42.613	132	50.484	57	
2	1:42.184	40.127	179	33.720	215	28.337	188	157	7	4:59.738	3:46.889	135	40.895	164	31.954	177	
3	1:37.479	37.984	183	32.375	217	27.120	189	213	8	1:47.938	41.113	175	37.816	99	29.009	189	179
4	1:36.861	36.855	182	32.592	218	27.414	189	222	9	1:33.096	35.744	187	31.635	222	25.717	194	224
5	1:56.902	36.895	184	34.437	216	45.570	58	222	10	<b>1:29.943</b>	<b>34.618</b>	<b>189</b>	<b>30.361</b>	<b>223</b>	<b>24.964</b>	<b>195</b>	<b>227</b>

<b>67</b>	Zampieri, ITA / Niederhauser, CHE								<b>theoretical besttime: 1:27.899</b>								
1	5:43.040	4:33.213	142	39.705	207	30.122	185		7	1:58.685	38.219	187	33.620	194	46.846	54	182
2	1:46.461	43.034	178	34.943	215	28.484	188	190	8	3:58.868	2:59.808	184	32.754	180	26.306	193	
3	1:39.312	38.172	183	34.529	219	26.611	190	221	9	1:28.772	34.619	189	29.601	225	24.552	196	226
4	1:35.101	36.587	188	31.005	221	27.509	193	223	10	<b>1:28.193</b>	<b>34.209</b>	<b>189</b>	29.273	225	24.711	195	<b>228</b>
5	1:35.038	36.386	188	31.441	201	27.211	194	225	11	1:28.399	34.709	190	<b>29.210</b>	<b>225</b>	<b>24.480</b>	<b>194</b>	227
6	1:30.809	35.373	189	30.203	224	25.233	196	227									

<b>69</b>	Assenheimer, DEU / Schwager, DEU								<b>theoretical besttime: 1:27.448</b>								
1	2:12.952	52.533	184	33.690	209	46.729	57		7	1:56.356	35.152	193	30.472	230	50.732	53	231
2	3:46.446	2:31.144	136	42.360	135	32.942	159		8	4:11.383	3:11.941	189	31.479	225	27.963	198	
3	1:50.568	43.712	181	37.923	150	28.933	193	151	9	1:33.610	35.085	195	29.825	231	28.700	200	226
4	1:46.034	39.681	177	38.296	151	28.057	195	179	10	1:28.527	34.342	193	29.550	231	24.635	200	<b>232</b>
5	1:36.641	37.942	190	32.177	226	26.522	198	204	11	<b>1:27.448</b>	<b>33.746</b>	<b>197</b>	<b>29.223</b>	<b>231</b>	<b>24.479</b>	<b>200</b>	232
6	1:32.255	35.770	193	30.836	228	25.649	200	230									





# ADAC GT Masters

## Sector List Qualifying 2

Provisional



Motorsportarena Oschersleben, Length: 3696m

Air temperature: 8.03°C

Track temperature: 9.86°C

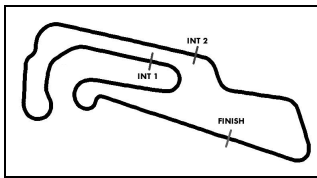
Weather condition: Wet

**DMSB** Reg. Nr.: 93/16

Sunday, April 17, 2016 9:25:00

Lap	Time	SE1	SP1	SE2	SP2	SE3	SP3	TSP	Lap	Time	SE1	SP1	SE2	SP2	SE3	SP3	TSP
<b>77</b> Gounon, FRA / Keilwitz, DEU									<b>theoretical besttime: 1:27.139</b>								
1	2:00.741	57.528	179	35.230	216	27.983	190		7	1:52.675	35.359	195	30.643	227	46.673	55	226
2	1:55.811	37.354	186	33.721	219	44.736	58	212	8	4:17.487	3:18.473	192	31.181	222	27.833	199	
3	3:49.515	2:41.605	166	37.455	187	30.455	183		9	1:34.135	34.767	194	29.696	230	29.672	199	227
4	1:44.568	41.095	130	35.313	202	28.160	190	193	10	1:27.760	34.029	194	29.222	230	24.509	199	<b>230</b>
5	1:37.068	38.483	187	32.513	224	26.072	197	216	11	<b>1:27.139</b>	<b>33.767</b>	<b>195</b>	<b>29.048</b>	<b>230</b>	<b>24.324</b>	<b>200</b>	230
6	1:33.362	36.098	193	31.541	229	25.723	199	222									

Lap	Time	SE1	SP1	SE2	SP2	SE3	SP3	TSP	Lap	Time	SE1	SP1	SE2	SP2	SE3	SP3	TSP
<b>99</b> Renauer, DEU / Ragginger, AUT									<b>theoretical besttime: 1:27.764</b>								
1	8:30.560	7:20.530	120	40.169	168	29.861	186		6	3:36.633	2:37.867	189	30.886	223	27.880	198	
2	1:42.874	41.641	176	34.137	222	27.096	193	181	7	1:35.889	34.715	193	29.767	227	31.407	194	<b>229</b>
3	1:35.412	37.399	189	31.985	223	26.028	195	214	8	1:28.358	34.353	193	29.434	226	24.571	198	228
4	1:34.664	37.326	190	31.097	225	26.241	196	197	9	<b>1:27.764</b>	<b>33.990</b>	<b>193</b>	<b>29.272</b>	<b>226</b>	<b>24.502</b>	<b>198</b>	229
5	1:57.067	35.600	171	34.848	193	46.619	58	219									



# ADAC GT Masters

## Start Grid Race 2

Provisional



Motorsportarena Oschersleben, Length: 3696m

Air temperature: N/A°C

Track temperature: N/A°C

Weather condition: Dry

**DMSB** Reg. Nr.: 93/16

Sunday, April 17, 2016 13:15:00

### POLE POSITION

1	<b>Team Zakspeed</b> Sebastian Asch/ Luca Ludwig	1:26.935
24	<b>kfzteile24 - APR Motorsport</b> Florian Stoll/ Laurens Vanthoor	1:27.161
63	<b>GRT Grasser-Racing-Team</b> Rolf Ineichen/ Christian Engelhart	1:27.403
25	<b>kfzteile24 - APR Motorsport</b> Daniel Dobitsch/ Edward Sandström	1:27.509
9	<b>Bentley Team Abt</b> Andreas Weishaupt/ Jordan Lee Pepper	1:27.677
33	<b>Car Collection Motorsport</b> Christiaan Frankenhout/ Christopher Ha	1:27.771
34	<b>Car Collection Motorsport</b> Isaac Tutumlu Lopez/ Kelvin van der Lin	1:28.148
5	<b>HB Racing WDS</b> Norbert Siedler/ Jaap van Lagen	1:28.249
36	<b>bigFM Racing Team Schütz Motor:</b> Marvin Dienst/ Christopher Zanella	1:28.292
8	<b>Bentley Team Abt</b> Fabian Hamprecht/ Guy Smith	1:28.378
55	<b>Aust Motorsport</b> Lukas Schreier/ Xavier Maassen	1:28.496
28	<b>Montaplast by Land-Motorsport</b> Peter Hoevenaars/ Marc Basseng	1:28.780
3	<b>Bonaldi Motorsport S.r.L</b> Patrick Kujala/ Milos Pavlovic	1:28.934
13	<b>RWT - Racing team</b> Remo Lips/ Sven Barth	1:29.094
16	<b>GRT Grasser-Racing-Team</b> Luca Stolz/ Gerhard Tweraser	1:29.291
31	<b>Callaway Competition</b> Boris Said/ Loris Hezemans	1:29.993

1  
2  
3  
4  
5  
6  
7  
8  
9  
10  
11  
12  
13  
14  
15  
16

77	<b>Callaway Competition</b> Jules Gounon/ Daniel Keilwitz	1:27.139
29	<b>Montaplast by Land-Motorsport</b> Connor De Phillippi/ Christopher Mies	1:27.322
69	<b>Callaway Competition</b> Patrick Assenheimer/ Dominik Schwager	1:27.448
21	<b>Team Zakspeed</b> Nikolaj Rogivue/ Felix Rosenqvist	1:27.536
99	<b>Precote Herberth Motorsport</b> Robert Renauer/ Martin Ragginger	1:27.764
15	<b>Phoenix Racing</b> Markus Winkelhock/ Markus Pommer	1:28.080
67	<b>ADAC NSA Attempto Racing Team</b> Daniel Zampieri/ Patric Niederhauser	1:28.193
7	<b>Bentley Team Abt</b> Christer Jöns/ Daniel Abt	1:28.249
20	<b>Schubert Motorsport</b> Jesse Krohn/ Martin Tomczyk	1:28.335
50	<b>YACO Racing</b> Philip Geipel/ Rahel Frey	1:28.415
22	<b>MRS GT-Racing</b> Steve Feige/ Bas Schothorst	1:28.541
17	<b>KÜS TEAM75 Bernhard</b> David Jahn/ Chris van der Drift	1:28.862
44	<b>Aust Motorsport</b> Mikaela Ahlin-Kottulinsky/ Marco Bonanc	1:28.961
6	<b>HB Racing WDS</b> Kelvin Snoeks/ Elia Erhart	1:29.236
66	<b>ADAC NSA Attempto Racing Team</b> Emil Lindholm/ Andre Gies	1:29.943
32	<b>Bonaldi Motorsport S.r.L</b> Florian Spengler/ Emanuele Zonzini	1:32.682

Publications Time:

Race Director:

Time Keeping: