



ADAC Formel 4

Result List Race 1

Provisional



Motorsportarena Oschersleben, Length: 3696m

Air temperature: 12.1°C

Track temperature: 11.89°C

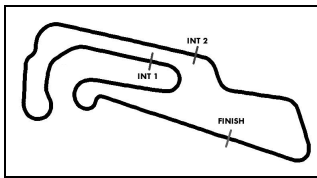
Weather condition: Wet

DMSB Reg. Nr.: 92/16
Deutscher Motor Sport Bund e.V.

Saturday, April 16, 2016 14:40:00

started : 35 classified : 31 not classified : 4

Nr.	Drivers	Sponsor	Laps	Total Time	Gap	Kph	Lap	Time	Kph
Cl.	Car	Competitor							
1	96 J.Mawson(DEU) ADAC Formel 4 powered by Abarth	Van Amersfoort Racing	15	30:22.775		111.6	15	1:37.857	135.9
2	28 K.Schramm(DEU) ADAC Formel 4 powered by Abarth	US Racing	15	30:23.824	1.049	111.6	15	1:38.232	135.4
3	2 J.Fittje(DEU) ADAC Formel 4 powered by Abarth	US Racing	15	30:24.852	2.077	111.5	15	1:37.245	136.8
4	29 M.Schumacher(DEU) ADAC Formel 4 powered by Abarth	Prema Powerteam	15	30:25.532	2.757	111.6	15	1:37.549	136.3
5	25 M.Müller-Crepon(CHE) ADAC Formel 4 powered by Abarth	Van Amersfoort Racing	15	30:27.707	4.932	111.6	15	1:39.005	134.3
6	14 T.Preining(AUT) ADAC Formel 4 powered by Abarth	Lechner Racing	15	30:27.935	5.160	112.0	15	1:38.632	134.9
7	15 M.Waldherr(DEU) ADAC Formel 4 powered by Abarth	Lechner Racing	15	30:28.572	5.797	111.7	15	1:38.362	135.2
8	77 J.van Uiter(NLD) ADAC Formel 4 powered by Abarth	Jenzer Motorsport	15	30:28.678	5.903	111.5	15	1:38.244	135.4
9	99 S.Flörsch(DEU) ADAC Formel 4 powered by Abarth	Motopark	15	30:30.402	7.627	111.6	15	1:39.038	134.3
10	44 J.Vips(EST) R ADAC Formel 4 powered by Abarth	Prema Powerteam	15	30:31.681	8.906	111.2	15	1:40.568	132.3
11	81 N.Nielsen(DNK) R ADAC Formel 4 powered by Abarth	Neuhauser Racing	15	30:32.190	9.415	111.6	15	1:40.484	132.4
12	46 M.Auricchio(DEU) ADAC Formel 4 powered by Abarth	Team Timo Scheider	15	30:32.437	9.662	112.2	15	1:40.022	133.0
13	80 F Drugovich(AUT) R ADAC Formel 4 powered by Abarth	Neuhauser Racing	15	30:32.637	9.862	111.7	15	1:40.197	132.7
14	40 L.Hoogenboom(NLD) R ADAC Formel 4 powered by Abarth	RS Competition	15	30:32.766	9.991	111.8	15	1:39.480	133.7
15	19 F.Scherer(CHE) R ADAC Formel 4 powered by Abarth	Jenzer Motorsport	15	30:33.687	10.912	112.4	15	1:39.926	133.1
16	33 J.Aberdein(ZAF) R ADAC Formel 4 powered by Abarth	Motopark	15	30:33.789	11.014	112.0	15	1:39.640	133.5
17	30 K.Gulbrandsen(NOR) R ADAC Formel 4 powered by Abarth	Team Timo Scheider	15	30:34.439	11.664	112.4	15	1:39.912	133.1
18	90 C.Piro(DEU) ADAC Formel 4 powered by Abarth	Team Piro Sport Interdental	15	30:34.765	11.990	111.7	14	1:41.358	131.2
19	24 R.Brezina(DEU) ADAC Formel 4 powered by Abarth	Robin Brezina	15	30:34.982	12.207	112.2	15	1:39.900	133.1
20	20 K.Kratz(DEU) ADAC Formel 4 powered by Abarth	Jenzer Motorsport	15	30:35.308	12.533	111.6	15	1:39.815	133.3
21	27 L.Gachot(GBR) ADAC Formel 4 powered by Abarth	US Racing	15	30:35.575	12.800	112.0	15	1:39.635	133.5
22	18 J.Meikup(EST) ADAC Formel 4 powered by Abarth	Jenzer Motorsport	15	30:38.473	15.698	112.3	15	1:40.593	132.2
23	10 A.Estner(DEU) R ADAC Formel 4 powered by Abarth	RS Competition	15	30:39.915	17.140	112.0	14	1:40.970	131.7
24	3 C.Schreiner(DEU) ADAC Formel 4 powered by Abarth	US Racing	15	30:40.824	18.049	112.1	14	1:40.527	132.3
25	35 K.Laliberte(FRA) ADAC Formel 4 powered by Abarth	Van Amersfoort Racing	15	30:42.246	19.471	110.8	15	1:40.239	132.7
26	21 M.Halder(DEU) ADAC Formel 4 powered by Abarth	Liqui Moly Team Engstler	15	30:43.025	20.250	112.1	15	1:42.026	130.4



ADAC Formel 4

Result List Race 1

Provisional



Motorsportarena Oschersleben, Length: 3696m

Air temperature: 12.1°C

Track temperature: 11.89°C

Weather condition: Wet

DMSB Reg. Nr.: 92/16
Deutscher Motor Sport Bund e.V.

Saturday, April 16, 2016 14:40:00

started : 35 classified : 31 not classified : 4

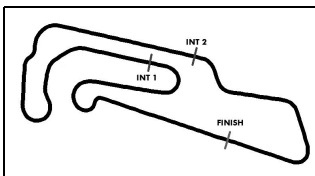
Nr.	Drivers	Sponsor	Laps	Total Time	Gap	Kph	Lap	Time	Kph
Cl.	Car	Competitor							
27	8 L.Engstler(DEU) ADAC Formel 4 powered by Abarth	Liqui Moly Team Engstler	15	30:45.867	23.092	111.2	15	1:41.400	131.2
28	9 R.Feller(CHE) R ADAC Formel 4 powered by Abarth	ADAC Berlin-Brandenburg e.V.	15	30:47.074	24.299	111.7	15	1:41.928	130.5
29	45 T.Wolf(DEU) ADAC Formel 4 powered by Abarth	KUG-Motorsport	15	30:47.967	25.192	111.0	15	1:42.097	130.3
30	23 J.Hanses(DEU) R ADAC Formel 4 powered by Abarth	Team Timo Scheider	15	30:48.573	25.798	111.3	15	1:41.565	131.0
31	13 Y.Brandt(DEU) R ADAC Formel 4 powered by Abarth	Lechner Racing	15	31:46.653	1:23.878	107.2	14	1:39.980	133.0
Not classified									
6	M.Ortmann(DEU) ADAC Formel 4 powered by Abarth	ADAC Berlin-Brandenburg e.V.	8	17:07.045	7 LAP	107.4	8	1:47.342	123.9
5	L.Zendeli(DEU) R ADAC Formel 4 powered by Abarth	ADAC Berlin-Brandenburg e.V.	8	17:08.804	7 LAP	108.2	8	1:47.983	123.2
68	J.Correa(ITA) R ADAC Formel 4 powered by Abarth	Prema Powerteam	5	15:46.655	10 LAP	67.5	3	1:47.792	123.4
66	S.Laaksonen(FIN) ADAC Formel 4 powered by Abarth	Motopark	4	8:36.712	11 LAP	113.2	4	1:45.538	126.0

Subject to final scrutineering!

Publications Time:

Clerk of the course:

Time Keeping:



ADAC Formel 4

Lap Chart Race 1

Provisional

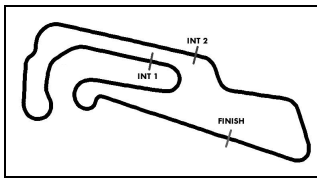


Motorsportarena Oschersleben, Length: 3696 m

Saturday 16.April 2016 14:40

LapCha	1	2	3	4	5	6	7	8	9	10	11	12	13	14	15	16	17	18	19	20	21	22	23	24	25	26	27	28	29	30	31	32	33	34	35	36	37	38	39	40	41	42	43	44	45								
LAP 1	96	28	2	44	29	77	68	25	6	15	35	99	81	66	14	80	20	90	40	5	13	45	8	33	46	27	23	24	19	10	30	9	18	3	21																		
LAP 2	96	28	2	44	29	77	68	25	15	6	99	81	35	66	14	80	20	90	40	5	13	45	8	33	46	27	23	24	19	10	30	9	18	3	21																		
LAP 3	96	28	2	29	44	25	68	15	66	99	14	81	80	90	40	13	6	77	33	35	27	5	45	24	46	19	10	8	30	20	18	3	21	9	23																		
LAP 4	96	28	2	29	25	44	15	14	66	99	81	80	90	40	77	13	33	6	24	46	35	19	10	30	27	20	5	3	18	21	8	9	23	45	68'																		
LAP 5	96	28	2	25	29	44	15	14	99	81	80	90	77	13	33	40	24	46	19	10	30	27	6	20	35	3	5	18	21	8	9	23	45	68'																			
LAP 6	96	28	2	25	29	44	15	14	99	81	80	90	77	13	33	40	24	46	19	10	30	27	6	20	35	3	5	18	21	8	9	23	45																				
LAP 7	96	28	2	25	29	44	15	14	99	81	80	90	77	13	33	24	40	46	19	10	30	27	20	6	35	3	5	18	21	8	9	23	45																				
LAP 8	96	28	2	25	29	15	44	14	99	77	81	80	90	13	33	40	46	24	19	30	10	27	20	3	18	6	35	21	5	8	23	9	45																				
LAP 9	96	28	2	29	25	15	44	14	77	99	81	80	90	46	40	13	19	30	24	27	20	10	18	3	21	23	35	8	9	45	33																						
LAP 10	96	28	2	29	25	15	44	14	77	99	81	80	90	46	40	19	13	30	24	27	20	10	18	3	21	23	8	9	45	35	33																						
LAP 11	96	28	2	29	25	15	44	14	77	99	81	80	90	46	40	19	13	30	24	27	20	10	18	3	21	23	8	9	45	33	35																						
LAP 12	96	28	2	29	25	15	44	14	77	99	81	80	90	46	40	19	30	24	27	20	10	18	3	21	23	8	9	45	33	13	35																						
LAP 13	96	28	2	29	25	15	44	14	77	99	81	80	90	46	40	19	33	30	24	27	20	10	18	3	21	23	8	9	45	35	13																						
LAP 14	96	28	2	29	25	14	15	77	44	99	81	46	80	90	40	19	33	30	24	20	27	10	18	3	21	35	8	9	45	23	13																						
LAP 15	96	28	2	29	25	14	15	77	99	44	81	46	80	40	19	33	30	90	24	20	27	18	10	3	35	21	8	9	45	23	13																						

. - PIT STOP ' - LAP BEHIND



ADAC Formel 4

Sector List Race 1

Provisional



Motorsportarena Oschersleben, Length: 3696m

Air temperature: 12.1°C

Track temperature: 11.89°C

Weather condition: Wet

DMSB Reg. Nr.: 92/16
Deutscher Motor Sport Bund e.V.

Saturday, April 16, 2016 14:40:00

Lap	Time	SE1	SP1	SE2	SP2	SE3	SP3	TSP	Lap	Time	SE1	SP1	SE2	SP2	SE3	SP3	TSP
2 Fittje, DEU									theoretical besttime: 1:37.245								
1	2:35.480	1:05.258	110	49.629	135	40.593	122	96	9	1:39.859	37.663	172	34.272	199	27.924	177	199
2	2:24.532	52.673	123	53.060	69	38.799	173	110	10	1:44.413	37.685	171	36.066	159	30.662	154	200
3	1:46.341	39.973	167	36.349	194	30.019	173	181	11	2:18.060	44.821	117	49.439	121	43.800	126	147
4	1:44.757	39.048	169	35.959	195	29.750	173	193	12	2:20.663	51.860	129	48.099	120	40.704	130	112
5	1:48.514	39.011	170	35.034	187	34.469	114	196	13	2:14.050	48.254	135	50.946	70	34.850	176	147
6	2:25.099	48.391	129	50.343	126	46.365	91	114	14	1:39.529	37.533	172	34.169	198	27.827	177	199
7	2:25.686	53.414	114	54.175	70	38.097	176	140	15	1:37.245	36.853	172	33.554	198	26.838	177	200
8	1:40.624	38.338	171	34.608	197	27.678	177	198									

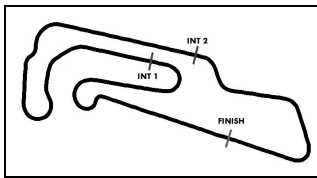
3 Schreiner, DEU									theoretical besttime: 1:40.527								
1	3:00.561	1:38.233	114	46.926	96	35.402	120	89	9	1:44.217	38.858	168	35.628	190	29.731	175	194
2	2:15.690	55.301	116	49.741	153	30.648	173	94	10	1:48.289	39.566	165	37.787	136	30.936	175	188
3	1:48.873	41.095	164	37.193	177	30.585	174	178	11	2:09.588	41.500	167	45.492	125	42.596	104	131
4	1:50.889	41.618	161	38.351	179	30.920	173	172	12	2:19.360	52.229	112	49.595	139	37.536	116	103
5	1:51.972	39.823	166	39.739	155	32.410	170	190	13	2:10.629	47.521	146	50.444	118	32.664	176	114
6	2:16.423	41.830	167	48.138	118	46.455	85	155	14	1:40.527	37.904	170	34.654	194	27.969	176	195
7	2:16.353	51.337	142	50.966	71	34.050	173	93	15	1:42.231	38.032	170	34.917	189	29.282	176	198
8	1:45.222	39.679	167	36.103	191	29.440	175	179									

5 Zendeli, DEU									theoretical besttime: 1:47.517								
1	2:48.460	1:22.096	130	49.002	112	37.362	107	65	6	2:16.622	42.760	164	47.491	112	46.371	82	161
2	2:19.971	54.148	110	48.796	91	37.027	170	109	7	2:15.961	51.625	135	50.459	72	33.877	176	80
3	1:53.665	42.895	159	38.919	183	31.851	171	168	8	1:47.983	40.816	166	37.873	175	29.294	177	167
4	1:52.801	42.901	163	38.415	184	31.485	172	183	9		41.144	165	37.407	192			192
5	1:53.341	42.026	161	39.663	145	31.652	169	190									

6 Ortmann, DEU									theoretical besttime: 1:46.310								
1	2:40.482	1:11.842	118	49.407	115	39.233	106	85	6	2:19.541	42.649	162	50.066	94	46.826	87	150
2	2:23.010	52.819	98	52.050	90	38.141	170	103	7	2:17.302	51.048	126	50.961	64	35.293	175	104
3	1:53.940	42.885	164	39.329	186	31.726	175	167	8	1:47.342	40.246	168	37.964	193	29.132	177	179
4	1:51.912	41.820	167	38.327	192	31.765	163	174	9		39.885	169	37.293	194			191
5	1:53.516	42.003	166	39.593	159	31.920	141	184									

8 Engstler, DEU									theoretical besttime: 1:41.400								
1	2:51.015	1:26.364	136	47.476	99	37.175	97	71	9	1:48.027	41.125	168	36.911	192	29.991	174	190
2	2:18.849	54.170	105	48.962	93	35.717	171	100	10	1:51.838	40.442	164	38.687	175	32.709	173	188
3	1:53.813	42.879	166	38.927	185	32.007	175	174	11	2:01.389	41.000	165	38.160	131	42.229	106	179
4	1:53.369	42.877	165	38.290	182	32.202	174	175	12	2:18.830	52.029	126	49.868	118	36.933	97	106
5	1:53.903	41.711	166	40.071	147	32.121	141	175	13	2:10.198	48.365	162	49.320	122	32.513	177	137
6	2:16.375	42.970	164	47.486	136	45.919	88	155	14	1:45.108	39.550	170	37.026	195	28.532	177	194
7	2:14.905	51.985	119	49.721	74	33.199	177	84	15	1:41.400	38.256	168	35.447	197	27.697	176	200
8	1:46.848	40.820	167	37.329	185	28.699	180	176									

9 Feller, CHE									theoretical besttime: 1:41.928								
1	2:59.545	1:35.964	105	47.625	100	35.956	129	90	9	1:47.520	39.827	168	36.834	191	30.859	175	193
2	2:15.862	54.899	103	49.265	137	31.698	172	87	10	1:51.018	39.720	164	38.671	180	32.627	173	188
3	1:52.189	41.953	155	38.355	184	31.881	172	189	11	2:01.553	40.749	162	38.629	140	42.175	118	170
4	1:50.221	41.050	168	37.517	180	31.654	175	181	12	2:18.953	51.922	119	50.453	109	36.578	98	96
5	1:53.571	41.139	163	40.595	144	31.837	139	182	13	2:10.409	48.914	152	48.554	131	32.941	177	116
6	2:16.716	43.128	164	47.937	136	45.651	88	138	14	1:44.767	39.928	170	35.588	196	29.251	178	191
7	2:15.106	52.074	111	49.688	80	33.344	176	96	15	1:41.928	38.198	170	35.157	195	28.573	177	197
8	1:47.716	40.151	168	37.219	186	30.346	175	175									



ADAC Formel 4

Sector List Race 1

Provisional



Motorsportarena Oschersleben, Length: 3696m

Air temperature: 12.1°C

Track temperature: 11.89°C

Weather condition: Wet

DMSB Reg. Nr.: 92/16
Deutscher Motor Sport Bund e.V.

Saturday, April 16, 2016 14:40:00

Lap	Time	SE1	SP1	SE2	SP2	SE3	SP3	TSP	Lap	Time	SE1	SP1	SE2	SP2	SE3	SP3	TSP
10	Estner, DEU								theoretical besttime: 1:40.970								
1	2:57.873	1:34.683	109	46.625	98	36.565	126	79	9	1:45.240	39.987	171	36.398	197	28.855	174	193
2	2:16.690	54.638	105	49.649	126	32.403	169	90	10	1:49.209	39.285	152	39.292	152	30.632	144	195
3	1:48.981	40.737	167	37.050	182	31.194	171	194	11	2:10.779	41.103	167	46.094	135	43.582	92	169
4	1:47.627	40.932	168	36.470	195	30.225	171	193	12	2:19.134	52.070	97	49.652	141	37.412	124	119
5	1:47.533	40.594	167	36.873	179	30.066	171	193	13	2:11.114	48.072	124	50.225	119	32.817	173	124
6	2:21.127	42.814	113	51.536	106	46.777	88	168	14	1:40.970	37.869	170	34.981	196	28.120	174	200
7	2:17.495	51.201	114	51.380	57	34.914	173	106	15	1:42.411	37.965	172	35.988	194	28.458	175	200
8	1:43.732	38.712	172	36.080	195	28.940	174	199									

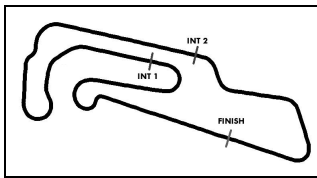
13	Brandt, DEU								theoretical besttime: 1:39.900								
1	2:49.202	1:23.880	120	48.458	95	36.864	106	65	9	1:46.339	39.511	167	37.099	194	29.729	175	199
2	2:19.248	54.526	102	48.464	94	36.258	171	111	10	1:46.337	39.375	166	37.178	175	29.784	173	195
3	1:48.614	40.093	158	38.040	191	30.481	173	191	11	2:12.289	39.657	155	48.382	123	44.250	100	174
4	1:45.474	39.494	164	36.261	190	29.719	175	193	12	2:35.200	52.371	100	48.220	128	54.609	53	115
5	1:46.727	39.167	167	36.365	185	31.195	137	197	13	3:08.055	2:04.859	168	35.368	196	27.828	175	198
6	2:24.489	46.949	122	51.371	100	46.169	107	119	14	1:39.980	37.612	170	34.623	196	27.745	175	198
7	2:20.603	52.339	108	52.328	63	35.936	178	96	15	1:40.739	37.532	170	35.080	195	28.127	175	197
8	1:43.357	39.865	165	35.352	194	28.140	176	198									

14	Preining, AUT								theoretical besttime: 1:38.274								
1	2:44.987	1:17.228	117	49.010	119	38.749	122	66	9	1:41.813	37.968	163	34.463	197	29.382	175	199
2	2:19.943	52.917	103	50.775	80	36.251	168	96	10	1:44.716	38.645	171	35.822	186	30.249	149	199
3	1:46.985	41.051	166	36.387	187	29.547	173	188	11	2:15.636	42.378	137	49.381	124	43.877	122	157
4	1:44.541	39.256	169	35.315	195	29.970	170	196	12	2:19.937	52.036	120	48.185	117	39.716	138	116
5	1:46.582	38.748	168	34.876	176	32.958	116	194	13	2:13.059	48.665	115	50.790	80	33.604	174	131
6	2:25.230	48.728	139	51.101	136	45.401	89	111	14	1:39.531	37.991	168	34.180	195	27.360	174	197
7	2:23.732	53.463	109	53.574	66	36.695	176	93	15	1:38.632	37.053	168	33.861	196	27.718	175	198
8	1:42.611	38.983	165	35.364	198	28.264	175	199									

15	Waldherr, DEU								theoretical besttime: 1:38.362								
1	2:40.971	1:12.779	115	49.118	112	39.074	111	89	9	1:41.589	37.833	170	35.304	194	28.452	175	197
2	2:22.420	53.086	106	52.036	86	37.298	169	100	10	1:44.623	38.435	167	36.027	189	30.161	172	197
3	1:46.364	39.712	170	36.752	191	29.900	175	192	11	2:15.254	42.229	121	48.928	130	44.097	123	149
4	1:45.368	39.850	167	35.987	194	29.531	173	197	12	2:20.190	52.042	114	48.200	123	39.948	126	121
5	1:47.471	39.113	168	35.424	176	32.934	114	195	13	2:13.362	48.375	130	50.932	73	34.055	175	136
6	2:25.206	48.561	130	51.156	125	45.489	85	108	14	1:41.354	38.563	166	35.102	193	27.689	175	199
7	2:23.996	53.185	111	53.704	67	37.107	177	99	15	1:38.362	37.205	168	33.671	196	27.486	175	198
8	1:42.042	38.866	166	35.185	195	27.991	175	194									

18	Meikup, EST								theoretical besttime: 1:40.259								
1	3:00.026	1:36.928	108	47.239	98	35.859	127	85	9	1:43.073	38.808	171	35.447	199	28.818	175	197
2	2:15.811	55.254	99	49.441	152	31.116	171	91	10	1:47.249	39.189	157	37.717	153	30.343	131	197
3	1:48.562	41.318	163	36.553	188	30.691	175	183	11	2:10.660	41.446	168	46.329	137	42.885	93	147
4	1:51.808	42.517	164	38.148	184	31.143	174	172	12	2:19.274	51.989	100	49.599	143	37.686	127	116
5	1:52.416	40.759	161	40.383	147	31.274	170	186	13	2:10.623	47.634	136	50.434	110	32.555	175	110
6	2:17.153	43.113	151	47.842	118	46.198	84	156	14	1:40.651	38.119	169	34.384	197	28.148	176	198
7	2:15.481	52.083	133	50.099	78	33.299	176	77	15	1:40.593	38.037	169	34.718	195	27.838	175	197
8	1:45.093	40.343	166	36.009	195	28.741	175	172									

19	Scherer, CHE								theoretical besttime: 1:39.926								
1	2:56.503	1:32.157	127	47.471	87	36.875	115	90	9	1:44.681	38.931	168	36.300	197	29.450	173	197
2	2:17.476	54.936	104	48.725	108	33.815	170	82	10	1:43.735	38.485	168	36.776	180	28.474	175	200
3	1:49.005	40.382	164	37.309	182	31.314	173	186	11	2:14.030	41.164	154	48.556	127	44.310	98	165
4	1:48.017	40.875	165	36.049	195	31.093	173	187	12	2:19.725	52.216	104	48.300	123	39.209	126	116
5	1:45.541	39.333	166	36.817	177	29.391	171	192	13	2:11.097	47.989	130	49.950	86	33.158	175	119
6	2:21.992	44.075	118	51.132	127	46.785	87	164	14	1:40.774	38.149	170	34.846	197	27.779	177	201
7	2:17.931	51.067	115	51.910	57	34.954	175	108	15	1:39.926	38.050	166	34.371	196	27.505	175	200
8	1:43.254	38.813	167	36.333	197	28.108	175	198									



ADAC Formel 4

Sector List Race 1

Provisional



Motorsportarena Oschersleben, Length: 3696m

Air temperature: 12.1°C

Track temperature: 11.89°C

Weather condition: Wet

DMSB Reg. Nr.: 92/16
Deutscher Motor Sport Bund e.V.

Saturday, April 16, 2016 14:40:00

Lap	Time	SE1	SP1	SE2	SP2	SE3	SP3	TSP	Lap	Time	SE1	SP1	SE2	SP2	SE3	SP3	TSP
-----	------	-----	-----	-----	-----	-----	-----	-----	-----	------	-----	-----	-----	-----	-----	-----	-----

20 Kratz, DEU

theoretical besttime: 1:39.678

1	2:46.825	1:19.619	115	49.062	101	38.144	116	67	9	1:43.748	38.714	167	35.936	198	29.098	175	200
2	2:19.433	53.008	96	50.189	99	36.236	171	97	10	1:48.403	39.937	147	38.817	162	29.649	154	193
3	1:57.663	49.994	117	37.095	188	30.574	175	186	11	2:11.484	40.120	154	47.918	126	43.446	90	178
4	1:49.483	42.573	162	37.081	191	29.829	173	171	12	2:19.504	52.264	103	48.816	137	38.424	125	125
5	1:49.940	39.813	165	38.670	162	31.457	130	194	13	2:10.879	48.034	124	49.854	97	32.991	176	121
6	2:19.836	42.609	149	50.360	103	46.867	81	146	14	1:39.872	37.889	169	34.636	199	27.347	176	200
7	2:16.183	50.699	131	51.664	71	33.820	175	109	15	1:39.815	37.721	172	34.773	197	27.321	177	201
8	1:42.240	38.188	169	35.669	197	28.383	178	198									

21 Halder, DEU

theoretical besttime: 1:41.935

1	3:01.415	1:39.220	108	46.740	91	35.455	124	91	9	1:45.167	39.665	167	36.183	193	29.319	171	197
2	2:15.657	55.266	106	49.156	151	31.235	169	104	10	1:47.590	39.464	167	37.062	174	31.064	171	196
3	1:49.035	40.601	164	37.842	190	30.592	176	194	11	2:07.994	41.592	166	43.703	112	42.699	98	147
4	1:50.612	41.023	161	38.333	183	31.256	175	195	12	2:19.169	52.101	124	49.514	129	37.554	105	99
5	1:53.080	40.441	158	40.978	149	31.661	170	195	13	2:10.159	47.802	147	50.011	109	32.346	178	114
6	2:16.747	42.648	159	47.797	126	46.302	86	162	14	1:42.530	38.519	169	35.488	194	28.523	176	195
7	2:15.310	51.932	131	49.921	75	33.457	174	83	15	1:42.026	38.610	168	35.309	193	28.107	177	197
8	1:46.534	40.200	167	37.450	189	28.884	178	198									

23 Hanses, DEU

theoretical besttime: 1:41.291

1	2:55.661	1:29.661	124	48.284	86	37.716	127	73	9	1:44.306	39.451	167	35.730	192	29.125	175	187
2	2:17.878	54.031	111	49.747	115	34.100	169	103	10	1:48.676	39.734	161	37.425	159	31.517	166	197
3	1:57.470	48.256	146	38.284	186	30.930	171	188	11	2:06.925	41.483	165	42.517	108	42.925	103	159
4	1:48.738	40.977	163	36.767	181	30.994	171	176	12	2:18.963	52.004	127	49.922	126	37.037	98	92
5	1:54.361	40.126	160	41.953	131	32.282	156	185	13	2:10.089	48.347	161	49.272	117	32.470	175	119
6	2:15.090	43.412	160	45.871	126	45.807	81	143	14	1:48.082	38.755	166	41.766	193	27.561	175	193
7	2:14.664	52.206	131	49.317	95	33.141	173	82	15	1:41.565	38.292	164	35.438	196	27.835	176	196
8	1:46.105	40.054	163	36.829	185	29.222	175	180									

24 Brezina, DEU

theoretical besttime: 1:39.722

1	2:55.928	1:31.045	135	47.809	80	37.074	119	72	9	1:45.194	39.285	172	36.201	186	29.708	176	198
2	2:17.829	54.491	101	49.299	108	34.039	171	105	10	1:47.094	39.499	160	37.567	162	30.028	168	197
3	1:48.980	40.345	165	37.349	183	31.286	171	194	11	2:12.081	40.687	164	47.583	120	43.811	94	182
4	1:46.764	40.367	167	35.921	192	30.476	169	193	12	2:19.306	52.171	112	48.775	119	38.360	121	139
5	1:45.242	39.501	167	36.032	185	29.709	170	195	13	2:11.233	48.030	126	50.167	102	33.036	176	127
6	2:22.490	44.467	143	51.044	112	46.979	81	150	14	1:40.590	38.278	169	34.431	196	27.881	177	194
7	2:18.393	51.155	116	51.819	57	35.419	173	108	15	1:39.900	37.893	170	34.609	191	27.398	178	197
8	1:43.958	39.650	168	35.324	192	28.984	175	193									

25 Müller-Crepon, CHE

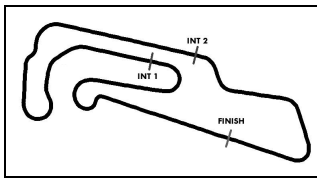
theoretical besttime: 1:38.960

1	2:39.612	1:10.942	113	49.160	114	39.510	113	76	9	1:41.437	38.675	169	34.457	197	28.305	177	197
2	2:22.106	52.896	97	51.651	80	37.559	174	115	10	1:43.350	37.848	171	35.771	171	29.731	168	200
3	1:46.109	40.208	166	36.244	196	29.657	177	196	11	2:17.873	44.676	110	49.396	127	43.801	123	142
4	1:43.941	39.088	170	35.577	196	29.276	177	183	12	2:20.448	52.392	115	47.890	126	40.166	122	116
5	1:48.757	38.983	170	34.998	184	34.776	112	196	13	2:13.490	48.352	127	50.957	74	34.181	175	153
6	2:24.829	48.401	123	50.399	124	46.029	92	109	14	1:40.326	38.421	170	34.028	196	27.877	178	196
7	2:25.334	53.338	111	54.160	72	37.836	178	109	15	1:39.005	37.227	170	34.073	196	27.705	175	199
8	1:41.090	38.244	169	34.679	197	28.167	175	197									

27 Gachot, GBR

theoretical besttime: 1:39.635

1	2:52.739	1:28.453	107	47.649	97	36.637	100	69	9	1:43.583	38.343	171	36.177	197	29.063	175	199
2	2:18.289	54.725	97	48.989	90	34.575	174	92	10	1:47.414	39.873	164	37.636	169	29.905	165	186
3	1:49.959	41.078	168	38.442	187	30.439	174	183	11	2:11.961	40.767	161	47.547	129	43.647	102	176
4	1:51.835	45.395	159	36.883	191	29.557	175	188	12	2:19.556	52.595	106	48.542	128	38.419	119	132
5	1:47.335	39.688	168	37.227	175	30.420	173	190	13	2:10.947	48.234	140	49.702	93	33.011	177	130
6	2:20.884	42.367	127	51.856	105	46.661	88	168	14	1:41.041	38.302	170	34.857	198	27.882	178	199
7	2:17.108	51.027	124	51.608	54	34.473	176	102	15	1:39.635	37.672	171	34.741	198	27.222	179	195



ADAC Formel 4

Sector List Race 1

Provisional



Motorsportarena Oschersleben, Length: 3696m

Air temperature: 12.1°C

Track temperature: 11.89°C

Weather condition: Wet

DMSB Reg. Nr.: 92/16
Deutscher Motor Sport Bund e.V.

Saturday, April 16, 2016 14:40:00

Lap	Time	SE1	SP1	SE2	SP2	SE3	SP3	TSP	Lap	Time	SE1	SP1	SE2	SP2	SE3	SP3	TSP
8	1:43.289	38.961	170	35.824	193	28.504	178	202									

28 Schramm, DEU

theoretical besttime: 1:38.085

1	2:34.827	1:04.577	113	49.762	131	40.488	125	101	9	1:40.790	37.909	171	35.019	192	27.862	175	199
2	2:24.241	52.583	123	53.237	75	38.421	172	112	10	1:44.644	37.840	172	35.572	141	31.232	140	198
3	1:45.984	40.142	165	36.391	187	29.451	175	183	11	2:18.051	45.004	115	49.321	123	43.726	134	151
4	1:43.409	39.372	167	35.335	191	28.702	177	193	12	2:20.645	51.793	126	48.157	121	40.695	135	121
5	1:50.465	39.040	170	35.432	157	35.993	108	193	13	2:13.377	48.371	131	50.964	72	34.042	177	155
6	2:25.267	48.458	129	50.422	126	46.387	86	118	14	1:38.847	37.601	171	33.916		27.330	177	198
7	2:24.884	53.461	118	54.204	70	37.219	177	127	15	1:38.232	37.282	172	34.063	197	26.887	177	200
8	1:40.161	37.925	172	34.521	196	27.715	176	195									

29 Schumacher, DEU

theoretical besttime: 1:37.549

1	2:37.250	1:06.727	105	50.391	124	40.132	113		9	1:40.516	38.240	170	34.044	196	28.232	177	195
2	2:23.672	52.849	105	52.217	75	38.606	175	115	10	1:43.526	38.142	172	35.495	180	29.889	154	200
3	1:45.918	39.630	169	36.275	193	30.013	175	197	11	2:17.717	44.647	117	49.399	125	43.671	126	143
4	1:44.638	39.076	170	35.672	196	29.890	175	197	12	2:20.657	52.133	118	47.917	130	40.607	124	115
5	1:49.519	39.636	169	35.574	180	34.309	116	198	13	2:13.870	48.333	141	50.983	72	34.554	176	163
6	2:25.103	48.424	125	50.533	126	46.146	90	119	14	1:39.702	37.852	171	33.944	198	27.906	177	201
7	2:25.424	53.160	113	54.209	66	38.055	173	110	15	1:37.549	37.031	173	33.324	198	27.194	178	200
8	1:40.471	38.084	171	34.472	198	27.915	177	198									

30 Gulbrandsen, NOR

theoretical besttime: 1:39.879

1	2:58.472	1:35.173	113	47.083	106	36.216	127	83	9	1:43.872	38.747	167	36.256	196	28.869	173	199
2	2:16.338	54.602	115	49.603	144	32.133	172	94	10	1:46.146	39.266	158	37.337	174	29.543	171	197
3	1:48.980	41.042	165	36.847	192	31.091	173	190	11	2:12.247	40.405	151	47.762	123	44.080	102	173
4	1:47.590	41.291	164	36.297	193	30.002	175	181	12	2:19.489	52.550	97	48.219	129	38.720	125	119
5	1:48.177	40.564	165	37.275	185	30.338	170	188	13	2:11.317	47.923	127	50.109	89	33.285	178	126
6	2:20.664	42.406	118	51.634	109	46.624	91	160	14	1:40.655	38.352	170	34.754	194	27.549	177	203
7	2:17.598	51.263	111	51.402	59	34.933	172	101	15	1:39.912	37.908	169	34.787	196	27.217	175	201
8	1:42.982	38.992	167	35.625	195	28.365	173	195									

33 Aberdein, ZAF

theoretical besttime: 1:39.640

1	2:51.701	1:26.587	106	47.941	99	37.173	103	69	9	2:18.041	39.386	166	42.108	177	56.547	43	200
2	2:18.211	54.206	108	49.192	95	34.813	169	102	10	2:36.624	1:31.497	166	35.869	192	29.258	174	
3	1:49.134	41.356	160	35.934	194	31.844	173	183	11	1:43.361	38.977	169	35.199	185	29.185	172	197
4	1:44.012	39.520	165	35.117	197	29.375	174	194	12	1:41.289	37.929	170	34.657	191	28.703	161	194
5	1:47.370	39.126	168	37.165	163	31.079	156	195	13	1:56.266	40.407	166	42.093	98	33.766	174	157
6	2:25.153	46.965	143	51.429	107	46.759	94	126	14	1:40.482	38.157	168	34.400	197	27.925	175	198
7	2:19.227	51.696	115	51.897	59	35.634	175	105	15	1:39.640	37.983	166	34.204	198	27.453	177	200
8	1:43.278	39.484	166	35.690	195	28.104	175	196									

35 Laliberte, FRA

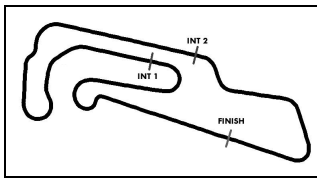
theoretical besttime: 1:40.028

1	2:41.656	1:13.587	118	49.166	111	38.903	116	84	9	1:47.646	40.352	164	36.824	195	30.470	173	198
2	2:23.044	53.416	103	51.533	84	38.095	167	103	10	2:11.539	41.409	163	38.760	171	51.370	54	198
3	1:54.428	43.424	161	38.410	171	32.594	170	188	11	2:38.871	1:32.556	163	36.583	187	29.732	172	
4	1:51.669	41.740	166	37.707	186	32.222	173	191	12	1:42.819	39.327	167	35.026	193	28.466	174	194
5	1:54.103	42.693	166	39.987	152	31.423	170	189	13	1:52.406	43.171	162	37.320	139	31.915	176	196
6	2:18.766	42.270	161	50.075	109	46.421	80	153	14	1:40.912	38.748	169	34.888	195	27.276	175	200
7	2:16.634	50.774	139	51.493	74	34.367	174	97	15	1:40.239	38.057	168	34.695	196	27.487	175	199
8	1:47.514	40.511	165	38.021	192	28.982	173	195									

40 Hoogenboom, NLD

theoretical besttime: 1:39.480

1	2:47.945	1:21.020	134	49.355	103	37.570	110	67	9	1:44.774	39.595	168	36.146	196	29.033	176	198
2	2:18.828	54.237	113	48.834	91	35.757	171	95	10	1:43.477	38.538	169	35.958	159	28.981	174	199
3	1:49.841	41.453	160	37.997	193	30.391	173	177	11	2:14.761	41.594	149	49.167	123	44.000	98	156
4	1:44.874	39.831	167	35.509	195	29.534	173	196	12	2:19.867	52.113	120	48.407	127	39.347	132	123
5	1:49.063	41.720	168	37.005	150	30.338	158	196	13	2:11.059	47.933	130	50.113	79	33.013	177	134
6	2:25.527	47.322	130	51.458	103	46.747	97	122	14	1:40.755	38.234	170	34.604	198	27.917	178	200



ADAC Formel 4

Sector List Race 1

Provisional



Motorsportarena Oschersleben, Length: 3696m

Air temperature: 12.1°C

Track temperature: 11.89°C

Weather condition: Wet

DMSB Reg. Nr.: 92/16
Deutscher Motor Sport Bund e.V.

Saturday, April 16, 2016 14:40:00

Lap	Time	SE1	SP1	SE2	SP2	SE3	SP3	TSP	Lap	Time	SE1	SP1	SE2	SP2	SE3	SP3	TSP
7	2:19.549	51.399	114	52.159	57	35.991	175	104	15	1:39.480	37.925	169	34.376	196	27.179	178	198
8	1:42.966	38.975	170	35.815	196	28.176	175	197									

44 Vips, EST

theoretical besttime: 1:40.288

1	2:36.720	1:06.240	103	49.949	147	40.531	112	97	9	1:41.983	38.167	168	34.985	198	28.831	174	201
2	2:23.917	52.550	116	52.536	69	38.831	173	129	10	1:44.538	38.320	170	35.967	193	30.251	162	198
3	1:46.731	40.877	166	35.859	195	29.995	175	191	11	2:15.523	42.378	132	49.000	127	44.145	123	142
4	1:45.077	39.952	170	35.746	196	29.379	175	196	12	2:19.815	52.025	118	48.085	130	39.705	134	117
5	1:49.512	39.413	170	35.395	172	34.704	113	199	13	2:13.102	48.804	120	50.752	78	33.546	176	139
6	2:25.396	48.493	131	50.904	145	45.999	90	114	14	1:41.882	39.425	163	34.140	199	28.317	176	201
7	2:24.319	52.738	117	53.981	70	37.600	176	102	15	1:40.568	38.298	168	34.289	198	27.981	176	200
8	1:42.598	39.146	168	35.252	197	28.200	176	202									

45 Wolf, DEU

theoretical besttime: 1:42.097

1	2:50.248	1:24.785	122	48.569	96	36.894	98	65	9	1:47.985	40.511	165	37.396	192	30.078	174	191
2	2:18.907	54.491	102	48.827	94	35.589	171	102	10	1:50.570	40.434	164	37.478	177	32.658	174	186
3	1:53.508	42.664	164	38.650	179	32.194	171	168	11	2:01.649	42.109	163	37.957	154	41.583	113	164
4	2:08.160	57.855	161	38.719	167	31.586	170	172	12	2:19.119	51.811	128	50.842	102	36.466	100	93
5	1:51.554	41.752	164	38.438	170	31.364	171	177	13	2:09.970	49.282	159	48.260	133	32.428	178	139
6	2:07.444	41.304	163	41.052	116	45.088	81	185	14	1:45.114	40.691	165	36.269	189	28.154	178	184
7	2:14.345	52.056	151	49.581	96	32.708	177	77	15	1:42.097	39.045	167	35.623	194	27.429	178	193
8	1:47.297	40.804	167	37.540	189	28.953	177	181									

46 Auricchio, DEU

theoretical besttime: 1:39.551

1	2:52.274	1:27.617	106	47.681	99	36.976	100	72	9	1:43.726	38.787	170	36.088	196	28.851	177	198
2	2:18.103	54.514	101	48.940	98	34.649	172	87	10	1:42.998	38.282	169	35.268	166	29.448	173	198
3	1:52.469	41.760	162	38.714	173	31.995	172	169	11	2:15.382	41.810	145	49.282	125	44.290	93	149
4	1:47.169	40.520	166	36.326	191	30.323	173	177	12	2:19.321	51.584	119	48.856	127	38.881	142	116
5	1:45.333	40.168	168	35.490	192	29.675	162	177	13	2:11.280	48.282	126	50.373	80	32.625	179	122
6	2:22.632	44.665	131	51.146	120	46.821	90	167	14	1:40.473	38.077	169	34.475	196	27.921	175	199
7	2:17.927	51.247	116	51.692	57	34.988	179	103	15	1:40.022	37.324	170	34.306	197	28.392	176	199
8	1:43.328	39.044	167	36.229	193	28.055	176	193									

66 Laaksonen, FIN

theoretical besttime: 1:44.676

1	2:44.243	1:16.568	120	49.116	111	38.559	128	72	4	1:45.538	39.087	168	35.870	195	30.581	172	194
2	2:20.586	53.161	99	50.843	80	36.582	171	91	5		39.067	169					195
3	1:46.345	40.677	165	35.929	195	29.739	173	191									

68 Correa, ITA

theoretical besttime: 1:46.102

1	2:39.183	1:09.860	117	49.310	113	40.013	108	77	4	6:35.841	39.610	169	36.763	197	5:19.468	138	198
2	2:22.399	52.665	99	51.728	84	38.006	173	121	5	2:21.440	46.696	165	42.880	125	51.864	52	104
3	1:47.792	41.300	169	36.105	196	30.387	174	200									

77 van Uitert, NLD

theoretical besttime: 1:38.244

1	2:38.132	1:07.881	104	50.302	117	39.949	108	80	9	1:41.151	38.024	170	34.817	200	28.310	178	199
2	2:23.236	52.676	106	52.159	81	38.401	169	116	10	1:45.905	39.223	170	36.814	169	29.868	162	192
3	1:57.315	40.422	165	46.785	194	30.108	174	194	11	2:15.376	41.882	137	49.382	122	44.112	118	154
4	1:43.129	38.983	169	35.231	199	28.915	176	199	12	2:19.560	51.579	125	48.418	125	39.563	121	127
5	1:44.722	38.991	170	35.367	188	30.364	124	201	13	2:12.406	48.422	118	50.754	84	33.230	176	131
6	2:26.472	48.722	132	51.396	106	46.354	104	110	14	1:40.617	38.413	169	34.301	198	27.903	178	198
7	2:20.834	52.285	111	52.623	64	35.926	179	100	15	1:38.244	37.281	171	33.757	199	27.206	178	202
8	1:41.579	38.625	171	34.795	196	28.159	177	193									

80 Drugovich, AUT

theoretical besttime: 1:40.197

1	2:46.014	1:18.531	114	49.092	113	38.391	125	68	9	1:41.988	38.514	167	34.764	195	28.710	175	194
2	2:19.071	52.921	108	50.350	88	35.800	173	91	10	1:45.045	38.412	167	36.971	170	29.662	157	190
3	1:48.798	41.581	165	37.049	191	30.168	172	184	11	2:16.056	42.160	119	49.571	120	44.325	107	147
4	1:44.581	39.262	165	35.508	195	29.811	174	192	12	2:19.288	51.530	119	48.666	129	39.092	131	122
5	1:46.819	39.390	165	35.572	182	31.857	101	191	13	2:12.157	48.383	120	50.618	84	33.156	175	118



ADAC Formel 4

Sector List Race 1

Provisional



Motorsportarena Oschersleben, Length: 3696m

Air temperature: 12.1°C

Track temperature: 11.89°C

Weather condition: Wet

DMSB Reg. Nr.: 92/16
Deutscher Motor Sport Bund e.V.

Saturday, April 16, 2016 14:40:00

Lap	Time	SE1	SP1	SE2	SP2	SE3	SP3	TSP	Lap	Time	SE1	SP1	SE2	SP2	SE3	SP3	TSP
6	2:25.890	48.584	128	51.413	119	45.893	92	111	14	1:40.923	38.047	169	34.754	194	28.122	175	198
7	2:22.471	52.917	108	52.881	66	36.673	173	101	15	1:40.197	37.952	170	34.191	197	28.054	177	199
8	1:43.339	39.615	168	35.078	193	28.646	173										

81 Nielsen, DNK

theoretical besttime: 1:39.461

1	2:43.093	1:14.994	116	49.438	112	38.661	120	78	9	1:42.117	38.447	166	34.622	188	29.048	174	197
2	2:21.275	53.573	103	51.094	80	36.608	167	93	10	1:45.082	38.517	167	36.873	164	29.692	172	196
3	1:48.328	41.472	163	36.423	190	30.433	173	186	11	2:15.886	42.385	132	49.213	115	44.288	103	147
4	1:45.066	39.983	167	35.209	192	29.874	173	191	12	2:19.114	51.546	119	48.471	131	39.097	128	130
5	1:46.903	39.598	165	35.302	167	32.003	104	190	13	2:12.452	48.561	116	50.893	83	32.998	177	138
6	2:25.557	48.651	129	51.008	129	45.898	98	101	14	1:40.898	38.211	168	34.812	190	27.875	176	191
7	2:22.986	53.101	100	53.107	69	36.778	173	128	15	1:40.484	37.699	167	33.887	191	28.898	174	197
8	1:42.949	38.585	167	35.520	172	28.844	173	196									

90 Piro, DEU

theoretical besttime: 1:41.062

1	2:47.466	1:20.039	118	49.189	104	38.238	114	69	9	1:42.950	38.902	169	35.044	192	29.004	175	188
2	2:18.911	53.521	107	49.518	89	35.872	175	89	10	1:44.884	39.120	169	36.313	163	29.451	167	181
3	1:47.736	40.544	167	37.375	184	29.817	175	187	11	2:15.687	42.041	137	49.269	124	44.377	93	158
4	1:44.911	39.555	169	35.818	182	29.538	175	191	12	2:19.160	51.477	119	48.548	126	39.135	130	113
5	1:46.922	39.331	168	35.890	166	31.701	109	177	13	2:11.848	48.303	119	50.561	80	32.984	177	121
6	2:26.046	48.720	132	51.556	106	45.770	95	110	14	1:41.358	38.489	171	34.731	192	28.138	176	194
7	2:21.727	52.544	109	52.855	64	36.328	177	110	15	1:41.596	39.023	166	34.599	192	27.974	177	198
8	1:43.563	39.849	169	35.192	192	28.522	175	194									

96 Mawson, DEU

theoretical besttime: 1:37.840

1	2:33.807	1:04.041	110	49.602	131	40.164	134	97	9	1:38.851	37.635	170	34.089	197	27.127	176	197
2	2:24.859	52.962	121	53.392	69	38.505	173	114	10	1:47.230	37.518	171	38.220	143	31.492	144	198
3	1:46.146	40.376	166	36.276	194	29.494	173	193	11	2:18.087	44.907	116	49.412	116	43.768	131	143
4	1:43.548	39.315	167	35.267	195	28.966	175	195	12	2:20.631	51.760	132	48.145	115	40.726	129	117
5	1:50.152	38.978	169	35.102	162	36.072	110	196	13	2:13.463	48.420	126	50.970	76	34.073	176	159
6	2:24.995	48.133	126	50.574	120	46.288	88	125	14	1:38.636	37.483	170	33.971	197	27.182	177	197
7	2:25.272	53.586	117	54.248	68	37.438	176	113	15	1:37.857	37.500	170	33.767	197	26.590	177	198
8	1:39.241	37.745	170	34.163	197	27.333	176	197									

99 Flörsch, DEU

theoretical besttime: 1:39.038

1	2:42.294	1:14.131	114	49.371	108	38.792	110	84	9	1:42.152	38.056	168	35.044	196	29.052	175	198
2	2:21.638	53.446	106	51.397	77	36.795	171	101	10	1:45.723	38.994	169	36.768	166	29.961	165	200
3	1:47.508	40.714	166	36.716	192	30.078	172	190	11	2:15.387	42.241	139	49.063	122	44.083	118	150
4	1:45.423	39.443	168	36.234	194	29.746	175	196	12	2:19.482	51.503	122	48.694	123	39.285	121	116
5	1:46.726	39.599	168	35.560	173	31.567	118	195	13	2:12.879	48.523	125	50.781	82	33.575	174	127
6	2:25.480	49.047	122	51.013	131	45.420	98	100	14	1:40.702	37.958	167	34.887	196	27.857	178	199
7	2:23.704	53.358	109	53.371	67	36.975	173	102	15	1:39.038	37.273	169	34.500	195	27.265	175	199
8	1:42.266	38.547	169	35.440	195	28.279	175	198									