



ADAC GT Masters

Result List Qualifying 1

Provisional



Motorsportarena Oschersleben, Length: 3696m

Air temperature: 12.48°C

Track temperature: 12.6°C

Weather condition: Dry

DMSB Reg. Nr.: 93/16
Deutscher Motor Sport Bund e.V.

Amended
16.4.2016 - 12:08

Saturday, April 16, 2016 9:25:00

started : 30 classified : 29 not classified : 1

	Drivers	Team	Car	Lap	Best Time	Gap	Diff	Kph	Day Time
1	29 C.De Phillippi(USA)(J)/C.Mies(DEU)	MontaplastbyLand-Motorsport(DEU)	Audi R8 LMS	8	1:26.483			153.8	9:44:29
2	1 S.Asch(DEU)/L.Ludwig(DEU)	Team Zakspeed(DEU)	Mercedes-AMG GT3	7	1:26.709	0.226	0.226	153.4	9:44:10
3	15 M.Winkelhock(DEU)/M.Pommer(DEU)	Phoenix Racing(DEU)	Audi R8 LMS	7	1:26.982	0.499	0.273	152.9	9:42:38
4	8 F.Hamprecht(AUT)(J)/G.Smith(GBR)	Bentley Team Abt(DEU)	Bentley Continental GT3	9	1:27.015	0.532	0.033	152.9	9:45:48
5	3 P.Kujala(FIN)(J)/M.Pavlovic(SRB)	Bonaldi Motorsport S.r.L(DEU)	LamborghiniHuracanGT3	7	1:27.066	0.583	0.051	152.8	9:43:17
6	28 P.Hoevenaars(NLD)(J)/M.Basseng(DEU)	MontaplastbyLand-Motorsport(DEU)	Audi R8 LMS	7	1:27.077	0.594	0.011	152.8	9:44:38
7	69 P.Assenheimer(DEU)(J)/D.Schwager(DEU)	Callaway Competition(DEU)	Corvette C7 GT3	9	1:27.091	0.608	0.014	152.7	9:43:30
8	7 C.Jöns(DEU)/D.Abt(DEU)	Bentley Team Abt(DEU)	Bentley Continental GT3	10	1:27.095	0.612	0.004	152.7	9:50:05
9	20 J.Krohn(FIN)/M.Tomczyk(DEU)	Schubert Motorsport(DEU)	BMW M6 GT3	7	1:27.110	0.627	0.015	152.7	9:42:22
10	99 R.Renauer(DEU)/M.Ragginger(AUT)	Precote Herberth Motorsport(DEU)	Porsche 911 GT3 R	8	1:27.119	0.636	0.009	152.7	9:47:21
11	16 L.Stolz(DEU)(J)/G.Twerser(AUT)	GRT Grasser-Racing-Team(AUT)	LamborghiniHuracanGT3	6	1:27.144	0.661	0.025	152.6	9:44:04
12	36 M.Dienst(DEU)(J)/C.Zanella(CHE)	bigFM Racing Team Schütz Motorsport(l	Porsche 911 GT3 R	7	1:27.335	0.852	0.191	152.3	9:44:34
13	34 I.Tutumlu Lopez(ESP)/K.van der Linde(ZAF)	Car Collection Motorsport(DEU)	Audi R8 LMS Ultra	7	1:27.381	0.898	0.046	152.2	9:44:23
14	77 J.Gounon(FRA)(J)/D.Keilwitz(DEU)	Callaway Competition(DEU)	Corvette C7 GT3	9	1:27.454	0.971	0.073	152.1	9:48:21
15	50 P.Geipel(DEU)/R.Frey(CHE)	YACO Racing(DEU)	Audi R8 LMS	9	1:27.460	0.977	0.006	152.1	9:45:06
16	63 R.Ineichen(CHE)(T)/C.Engelhart(DEU)	GRT Grasser-Racing-Team(AUT)	LamborghiniHuracanGT3	8	1:27.567	1.084	0.107	151.9	9:48:14
17	21 N.Rogivue(CHE)(J)/F.Rosenqvist(SWE)	Team Zakspeed(DEU)	Mercedes-AMG GT3	11	1:27.581	1.098	0.014	151.9	9:48:45
18	55 L.Schreier(DEU)(J)/X.Maassen(NLD)	Aust Motorsport(DEU)	Audi R8 LMS	9	1:27.603	1.120	0.022	151.8	9:44:31
19	5 N.Siedler(AUT)/J.van Lagen(NLD)	HB Racing VDS(AUT)	LamborghiniHuracanGT3	8	1:27.616	1.133	0.013	151.8	9:44:44
20	17 D.Jahn(DEU)/C.van der Drift(NZL)	KÜS TEAM75 Bernhard(DEU)	Porsche 911 GT3 R	7	1:27.652	1.169	0.036	151.8	9:41:54
21	25 D.Dobitsch(AUT)/E.Sandström(SWE)	kfzteile24 - APR Motorsport(DEU)	Audi R8 LMS	9	1:27.678	1.195	0.026	151.7	9:44:13
22	24 F.Stoll(DEU)/L.Vanthoor(BEL)	kfzteile24 - APR Motorsport(DEU)	Audi R8 LMS	12	1:27.765	1.282	0.087	151.6	9:48:41
23	33 C.Frankenhou(NLD)/C.Haase(DEU)	Car Collection Motorsport(DEU)	Audi R8 LMS	10	1:27.936	1.453	0.171	151.3	9:47:36
24	32 F.Spengler(DEU)/E.Zonzini(SMR)(J)	Bonaldi Motorsport S.r.L(DEU)	LamborghiniHuracanGT3	10	1:28.064	1.581	0.128	151.0	9:46:40
25	44 M.Ahlin-Kottulinsky(SWE)(J)/M.Bonanomi(ITA)	Aust Motorsport(DEU)	Audi R8 LMS	9	1:28.084	1.601	0.020	151.0	9:44:51
26	6 K.Snoeks(NLD)/E.Erhart(DEU)	HB Racing VDS(AUT)	LamborghiniHuracanGT3	11	1:28.144	1.661	0.060	150.9	9:49:27
27	13 R.Lips(CHE)(T)/S.Barth(DEU)	RWT - Racing team(DEU)	Corvette Z06.R GT3	10	1:28.442	1.959	0.298	150.4	9:47:15
28	9 A.Weishaupt(DEU)(T)/J.Lee Pepper(ZAF)(J)	Bentley Team Abt(DEU)	Bentley Continental GT3	9	1:29.156	2.673	0.714	149.2	9:49:18
29	22 S.Feige(DEU)/B.Schothorst(NLD)	MRS GT-Racing(DEU)	Nissan GT-RNISMOGT3	9	1:32.176	5.693	3.020	144.3	9:45:13
Not classified									
	66 E.Lindholm(DEU)(J)/A.Gies(DEU)(J)	ADACNSAAtemptoRacingTeam(DEL)	LamborghiniHuracanGT3	0					
Excluded									
	67 D.Zampieri(ITA)/P.Niederhauser(CHE)	ADACNSAAtemptoRacingTeam(DEL)	LamborghiniHuracanGT3	0					
	31 B.Said(USA)/L.Hezemans(NLD)(J)	Callaway Competition(DEU)	Corvette C7 GT3	0					

Following race director decision, cancellation of the relevant lap time cars no. 99,15,34,24,28,63,67,9

Following race director decision, cancellation of the relevant lap time cars no. 99,15,34,24,28,63,67,9

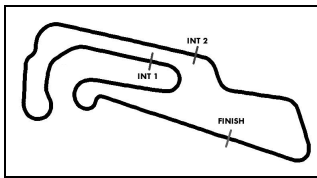
Following stewards decision no. 30 exclusion for car no. 31 with permission to start from the last position

Subject to final scrutineering!

Publications Time:

Clerk of the course:

Time Keeping:



ADAC GT Masters

Sector List Qualifying 1

Provisional



Motorsportarena Oschersleben, Length: 3696m

Air temperature: 12.48°C

Track temperature: 12.6°C

Weather condition: Dry

DMSB Reg. Nr.: 93/16
Deutscher Motor Sport Bund e.V.

Saturday, April 16, 2016 9:25:00

Lap	Time	SE1	SP1	SE2	SP2	SE3	SP3	TSP	Lap	Time	SE1	SP1	SE2	SP2	SE3	SP3	TSP
1	Asch, DEU / Ludwig, DEU								theoretical besttime: 1:26.709								
1	5:05.961	3:53.169	142	41.642	162	31.150	161		6	1:27.161	33.459	192	29.310	225	24.392	198	229
2	1:47.510	40.989	163	35.854	159	30.667	189	167	7	1:26.709	33.143	193	29.269	224	24.297	199	230
3	2:03.823	39.465	162	35.682	141	48.676	58	193	8	1:29.771	33.270	193	29.605	224	26.896	199	230
4	3:49.758	2:45.114	187	33.822	212	30.822	196		9	1:27.200	33.349	193	29.385	225	24.466	198	229
5	1:28.773	34.041	192	30.051	224	24.681	198	227	10	1:44.760	33.189	193	29.330	225	42.241	58	230

3	Kujala, FIN / Pavlovic, SRB								theoretical besttime: 1:27.066								
1	4:28.546	3:19.755	151	38.260	162	30.531	142		7	1:27.066	33.319	188	29.271	221	24.476	193	227
2	1:42.844	41.283	139	34.549	168	27.012	174	159	8	1:35.441	35.185	136	34.154	175	26.102	194	227
3	1:37.473	37.761	159	34.169	190	25.543	193	185	9	1:30.181	33.329	188	29.802	220	27.050	195	227
4	2:01.552	35.584	161	36.634	137	49.334	54	227	10	1:28.684	33.924	186	30.163	221	24.597	194	228
5	3:31.876	2:27.460	183	33.755	175	30.661	195		11	1:27.425	33.375	187	29.471	220	24.579	194	227
6	1:27.883	33.625	188	29.551	219	24.707	194	227	12	1:48.099	33.650	187	29.921	220	44.528	58	227

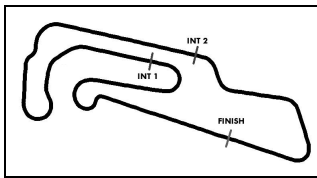
5	Siedler, AUT / van Lagen, NLD								theoretical besttime: 1:27.497								
1	4:13.927	3:06.066	153	37.970	176	29.891	187		7	1:27.678	33.476	189	29.768	222	24.434	194	227
2	1:40.348	36.203	182	32.612	212	31.533	192	220	8	1:27.616	33.443	190	29.620	221	24.553	193	228
3	1:40.011	39.599	140	34.636	206	25.776	193	226	9	1:41.969	37.297	163	35.424	118	29.248	194	229
4	1:55.288	34.573	175	34.058	185	46.657	53	227	10	1:35.302	34.232	182	33.835	218	27.235	194	228
5	3:50.723	2:46.490	157	35.404	175	28.829	193		11	1:31.805	35.840	184	30.917	218	25.048	193	228
6	1:28.111	33.798	188	29.687	222	24.626	194	227	12	1:27.981	33.663	188	29.787	221	24.531	194	228

6	Snoeks, NLD / Erhart, DEU								theoretical besttime: 1:28.144								
1	5:11.943	4:04.904	172	37.777	198	29.262	189		7	1:28.682	33.800	186	29.956	220	24.926	193	228
2	1:38.618	37.283	182	32.689	208	28.646	191	210	8	1:28.617	33.780	187	29.905	221	24.932	193	227
3	1:34.730	35.678	186	31.420	149	27.632	193	180	9	1:28.688	33.831	187	30.024	219	24.833	193	227
4	2:06.949	37.728	177	34.416	158	54.805	47	168	10	1:28.683	33.694	186	30.107	222	24.882	193	226
5	3:00.948	1:48.978	186	36.775	84	35.195	192		11	1:28.144	33.687	187	29.851	219	24.606	194	227
6	1:31.288	35.005	161	31.213	221	25.070	194	226	12	1:36.944	36.209	161	34.937	220	25.798	178	226

7	Jöns, DEU / Abt, DEU								theoretical besttime: 1:26.945								
1	2:32.066	1:17.000	174	46.642	147	28.424	192		6	7:47.771	6:46.217	186	35.535	224	26.019	199	
2	1:37.176	35.279	188	32.388	217	29.509	198	227	7	1:32.730	34.521	153	32.798	193	25.411	197	230
3	1:27.777	33.686	190	29.518	225	24.573	197	229	8	1:27.339	33.503	191	29.204	225	24.632	197	230
4	1:27.282	33.365	192	29.180	225	24.737	197	230	9	1:35.049	33.733	191	29.945	172	31.371	198	230
5	2:10.612	40.158	129	37.936	136	52.518	37	208	10	1:27.095	33.459	190	29.236	226	24.400	196	231

8	Hamprecht, AUT / Smith, GBR								theoretical besttime: 1:26.973								
1	4:42.917	3:37.307	174	37.955	166	27.655	193		6	1:27.492	33.536	192	29.504	226	24.452	198	231
2	1:31.113	34.963	190	30.883	221	25.267	198	229	7	1:31.776	37.604	192	29.636	226	24.536	198	232
3	1:27.708	33.632	192	29.585	227	24.491	198	232	8	1:27.112	33.441	194	29.175	228	24.496	198	231
4	2:01.324	33.492	193	39.296	133	48.536	58	231	9	1:27.015	33.474	194	29.080	229	24.461	199	233
5	3:11.235	2:05.280	188	32.765	224	33.190	198		10	1:45.980	33.857	194	29.583	227	42.540	59	234

9	Weishaupt, DEU / Lee Pepper, ZAF								theoretical besttime: 1:29.122								
1	1:59.651	55.074	161	36.356	214	28.221	192		6	7:25.750	6:29.385	189	31.167	225	25.198	197	
2	1:35.930	37.878	187	31.969	222	26.083	196	226	7	1:30.220	34.370	190	30.514	222	25.336	197	229
3	1:31.694	34.754	189	31.317	221	25.623	198	229	8	1:29.296	34.073	191	30.100	226	25.123	197	231
4	1:29.944	34.119	189	30.028	226	25.767	197	230	9	1:29.156	33.970	192	30.061	227	25.125	198	231
4	1:29.492	33.938	192	30.390	225	25.164	198	230	10	1:48.280	34.103	189	30.310	225	43.867	57	231
5	2:16.578	35.388	145	45.844	127	55.346	55	230									



ADAC GT Masters

Sector List Qualifying 1

Provisional



Motorsportarena Oschersleben, Length: 3696m

Air temperature: 12.48°C

Track temperature: 12.6°C

Weather condition: Dry

DMSB Reg. Nr.: 93/16
Deutscher Motor Sport Bund e.V.

Saturday, April 16, 2016 9:25:00

Lap	Time	SE1	SP1	SE2	SP2	SE3	SP3	TSP	Lap	Time	SE1	SP1	SE2	SP2	SE3	SP3	TSP
13 Lips, CHE / Barth, DEU									theoretical besttime: 1:28.320								
1	2:31.694	1:00.586	146	42.247	173	48.861	59		7	1:28.456	33.707	194	29.919	230	24.830	201	236
2	3:30.198	2:27.746	185	34.380	225	28.072	198		8	1:28.509	33.595	194	30.046	230	24.868	200	236
3	1:33.743	35.611	174	31.696	227	26.436	201	234	9	1:28.650	33.577	195	30.027	230	25.046	200	236
4	1:55.429	34.583	193	33.747	169	47.099	49	236	10	1:28.442	33.571	197	29.992	229	24.879	199	237
5	3:20.460	2:17.513	191	35.494	201	27.453	201		11	1:28.554	33.663	196	29.961	229	24.930	200	236
6	1:28.904	33.985	194	30.031	230	24.888	201	236	12	1:29.376	33.904	194	30.223	228	25.249	200	235

15 Winkelhock, DEU / Pommer, DEU									theoretical besttime: 1:26.804								
1	3:04.292	1:57.787	169	37.719	206	28.786	187		7	4:27.443	33.494	489	29.375	223	24.274	494	226
2	1:50.710	41.599	121	39.266	174	29.845	171	220	7	1:26.982	33.306	190	29.246	222	24.430	193	227
3	1:34.260	37.268	187	31.629	219	25.363	193	201	8	1:31.522	37.418	183	29.783	222	24.321	194	227
4	1:27.714	33.620	189	29.716	221	24.378	193	226	9	1:34.151	33.237	189	33.302	107	27.612	194	227
5	1:56.085	34.213	170	34.169	154	47.703	59	226	10	1:47.283	33.574	189	29.577	221	44.132	59	228
6	2:50.305	1:48.297	167	33.829	216	28.179	192										

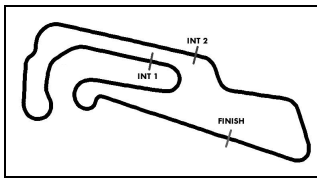
16 Stolz, DEU / Tweraser, AUT									theoretical besttime: 1:26.947								
1	5:26.497	4:18.655	155	38.080	145	29.762	174		6	1:27.144	33.507	188	29.394	223	24.243	196	227
2	1:40.210	39.432	158	33.767	197	27.011	191	194	7	1:27.279	33.430	189	29.510	226	24.339	193	229
3	1:56.086	36.895	183	31.095	219	48.096	51	225	8	1:29.786	34.609	189	30.687	221	24.490	196	226
4	4:56.979	4:00.046	186	30.912	221	26.021	196		9	1:27.386	33.552	188	29.497	221	24.337	193	228
5	1:36.821	40.903	186	29.991	222	25.927	196	226	10	1:49.712	33.310	188	29.731	222	46.671	43	227

17 Jahn, DEU / van der Drift, NZL									theoretical besttime: 1:27.602								
1	3:50.488	2:42.677	138	38.021	188	29.790	178		6	2:48.069	1:41.388	178	33.382	151	33.299	198	
2	1:39.082	38.388	180	33.263	174	27.431	196	197	7	1:27.652	33.375	193	29.592	224	24.685	198	229
3	1:33.429	35.549	153	32.616	222	25.264	198	229	8	1:32.617	33.533	175	33.195	192	25.889	198	230
4	1:28.518	33.666	192	29.882	224	24.970	197	229	9	1:27.798	33.396	193	29.767	223	24.635	197	229
5	2:07.015	39.070	178	35.351	189	52.594	48	173	10	1:49.850	34.666	185	31.651	186	43.533	60	229

20 Krohn, FIN / Tomczyk, DEU									theoretical besttime: 1:26.966								
1	2:53.965	1:44.117	132	39.969	159	29.879	188		7	1:27.110	33.416	192	29.199	225	24.495	196	228
2	1:40.027	38.471	184	33.901	198	27.655	192	190	8	1:32.043	35.688	173	31.325	186	25.030	195	229
3	1:33.460	35.430	186	31.698	221	26.332	196	226	9	1:27.149	33.518	190	29.260	220	24.371	196	228
4	1:30.682	35.044	187	30.224	225	25.414	198	228	10	1:27.317	33.396	189	29.342	222	24.579	193	227
5	1:54.656	35.279	177	33.220	206	46.157	55	230	11	1:29.964	33.412	191	30.940	213	25.612	194	227
6	4:22.261	3:25.106	188	30.332	222	26.823	197		12	1:46.747	33.588	188	29.461	222	43.698	59	228

21 Rogivue, CHE / Rosenqvist, SWE									theoretical besttime: 1:27.345								
1	5:10.022	3:59.817	135	39.339	159	30.866	161		7	1:28.236	33.813	190	29.537	223	24.886	198	230
2	1:44.553	41.649	162	34.218	143	28.686	162	175	8	1:29.919	35.341	172	30.217	223	24.361	198	230
3	1:40.059	38.838	164	35.006	178	26.215	190	174	9	1:28.131	33.834	190	29.467	223	24.830	194	230
4	2:08.331	40.981	148	33.952	161	53.398	52	139	10	1:30.021	35.530	191	29.924	223	24.567	197	229
5	2:10.195	1:07.271	189	34.847	220	28.077	197		11	1:27.581	33.697	190	29.487	223	24.397	198	230
6	1:27.944	33.696	192	29.593	223	24.655	197	229	12	1:28.218	33.517	191	30.009	220	24.692	197	230

22 Feige, DEU / Schothorst, NLD									theoretical besttime: 1:31.962								
1	2:45.230	1:29.487	130	42.720	156	33.023	181		7	1:34.435	36.346	185	31.804	225	26.285	196	226
2	1:44.114	39.764	175	35.842	184	28.508	188	190	8	1:34.312	35.496	186	32.115	224	26.701	195	229
3	1:37.769	37.352	181	33.082	213	27.335	190	214	9	1:32.176	34.676	190	31.345	225	26.155	195	229
4	1:34.433	36.262	185	31.627	217	26.544	190	222	10	1:33.078	34.942	187	31.131	223	27.005	195	229
5	2:05.127	35.220	182	38.632	129	51.275	48	222	11	1:33.704	34.990	187	31.958	210	26.756	192	230
6	3:45.685	2:43.436	182	33.431	222	28.818	192		12	1:54.095	35.344	189	31.335	223	47.416	53	228



ADAC GT Masters

Sector List Qualifying 1

Provisional



Motorsportarena Oschersleben, Length: 3696m

Air temperature: 12.48°C

Track temperature: 12.6°C

Weather condition: Dry

DMSB Reg. Nr.: 93/16
Deutscher Motor Sport Bund e.V.

Saturday, April 16, 2016 9:25:00

Lap	Time	SE1	SP1	SE2	SP2	SE3	SP3	TSP	Lap	Time	SE1	SP1	SE2	SP2	SE3	SP3	TSP
24	Stoll, DEU / Vanthoor, BEL								theoretical besttime: 1:27.574								
1	2:15.927	1:08.275	141	38.573	210	29.079	179		8	1:28.846	34.354	188	29.973	222	24.519	195	228
2	1:40.209	37.279	182	34.531	217	28.399	160	194	9	1:27.741	33.334	189	29.840	222	24.570	194	229
3	1:34.503	36.547	183	31.899	215	26.057	193	212	9	1:30.327	33.494	188	31.982	219	24.851	195	229
4	1:33.288	34.570	184	30.849	221	27.869	195	227	10	1:27.967	33.616	189	29.646	222	24.705	194	227
5	1:28.699	33.815	190	29.915	223	24.969	167	228	11	1:28.582	33.880	189	29.891	222	24.811	195	228
6	2:08.510	41.251	153	35.055	159	52.204	46	147	12	1:27.765	33.409	188	29.706	222	24.650	194	227
7	2:08.227	1:03.275	188	32.228	210	32.724	195		13	1:27.824	33.456	190	29.788	222	24.580	195	227

25	Dobitsch, AUT / Sandström, SWE								theoretical besttime: 1:27.274								
1	3:01.649	1:52.980	110	39.763	187	28.906	182		8	1:28.592	33.715	188	30.266	217	24.611	193	226
2	1:36.393	37.030	182	33.171	216	26.192	192	217	9	1:27.678	33.734	188	29.702	220	24.242	193	226
3	1:30.872	34.640	188	30.944	209	25.288	192	223	10	1:32.708	34.038	180	32.988	162	25.682	193	226
4	1:30.588	33.971	186	30.934	213	25.683	193	226	11	1:27.746	33.478	189	29.554	221	24.714	194	225
5	1:56.914	34.026	167	35.194	156	47.694	59	226	12	1:28.241	33.697	188	29.837	221	24.707	193	227
6	3:11.482	2:06.963	183	32.993	217	31.526	193		13	1:58.280	37.166	148	34.934	170	46.180	59	218
7	1:28.669	33.838	188	30.080	221	24.751	193	225									

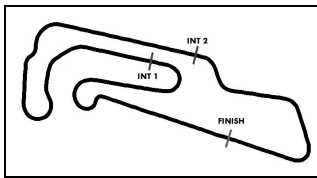
28	Hoevenaars, NLD / Basseng, DEU								theoretical besttime: 1:27.007								
1	4:59.828	3:47.959	118	40.691	158	31.178	158		7	1:27.382	33.404	188	29.431	221	24.547	193	226
2	1:38.919	38.434	183	32.215	216	28.270	190	176	7	1:27.077	33.318	189	29.375	220	24.384	192	226
3	1:30.305	34.404	188	30.768	219	25.133	192	224	8	1:27.174	33.314	189	29.542	220	24.318	193	226
4	2:16.219	35.669	146	44.824	123	55.726	54	225	9	1:38.863	40.231	133	33.854	220	24.778	193	208
5	2:49.645	1:48.716	184	34.135	135	26.794	192		10	1:27.397	33.353	187	29.508	220	24.536	192	226
6	1:28.077	33.635	189	29.726	220	24.716	192	225	11	1:27.182	33.328	188	29.428	222	24.426	194	226

29	De Phillippi, USA / Mies, DEU								theoretical besttime: 1:26.248								
1	4:47.326	3:38.485	177	39.518	174	29.323	190		7	1:29.561	32.925	190	29.509	223	27.127	194	229
2	1:34.812	36.778	177	32.655	216	25.379	194	208	8	1:26.483	33.121	189	29.086	223	24.276	195	228
3	1:27.426	33.654	187	29.433	222	24.339	197	227	9	1:26.598	33.095	189	29.266	221	24.237	194	228
4	1:58.887	33.033	188	35.764	124	50.090	58	230	10	1:30.191	33.733	188	31.258	220	25.200	195	228
5	3:17.837	2:15.155	179	35.778	144	26.904	195		11	1:48.691	33.365	188	31.875	220	43.451	59	228
6	1:26.780	33.274	188	29.250	222	24.256	196	228									

31	Said, USA / Hezemans, NLD								theoretical besttime: 1:30.079								
1	2:35.730	1:23.980	159	41.408	145	30.342	185		4	1:30.079	34.819	184	30.236	219	25.024	194	224
2	1:43.660	38.631	176	34.518	172	30.511	188	187	5	2:54.594	1:08.417	80	52.564	123	53.613	58	224
3	1:36.556	36.793	177	31.833	169	27.930	192	221									

32	Spengler, DEU / Zonzini, SMR								theoretical besttime: 1:27.885								
1	3:47.953	2:39.932	168	38.149	159	29.872	189		7	1:28.217	33.717	190	29.738	223	24.762	193	229
2	1:38.685	37.830	184	34.244	177	26.611	191	210	8	1:28.138	33.405	188	29.743	224	24.990	193	229
3	1:33.885	34.717	189	30.222	225	28.946	192	223	9	1:31.074	33.555	190	32.166	203	25.353	194	229
4	1:30.677	33.890	190	30.399	219	26.388	196	228	10	1:28.064	33.584	188	29.725	226	24.755	193	230
5	2:05.801	39.063	173	34.832	201	51.906	47	171	11	1:36.304	36.856	177	33.458	189	25.990	193	229
6	3:07.037	2:09.113	191	29.923	223	28.001	195		12	1:47.448	33.701	187	30.140	220	43.607	58	229

33	Frankenhout, NLD / Haase, DEU								theoretical besttime: 1:27.820								
1	3:52.615	2:41.273	136	40.449	143	30.893	185		7	1:28.056	33.605	189	29.774	221	24.677	194	226
2	1:41.762	39.375	180	34.595	190	27.792	188	157	8	1:39.059	34.621	184	35.678	183	28.760	193	228
3	1:38.339	37.950	175	33.063	209	27.326	187	208	9	1:29.126	34.151	187	30.025	219	24.950	192	226
4	2:05.908	36.865	176	33.861	153	55.182	31	214	10	1:27.936	33.721	188	29.639	221	24.576	192	226
5	3:44.328	2:44.169	180	34.363	182	25.796	191		11	1:28.584	33.822	187	29.737	222	25.025	193	226
6	1:29.011	34.356	188	29.859	220	24.796	193	226	12	1:35.765	34.048	173	33.366	148	28.351	181	226



ADAC GT Masters

Sector List Qualifying 1

Provisional



Motorsportarena Oschersleben, Length: 3696m

Air temperature: 12.48°C

Track temperature: 12.6°C

Weather condition: Dry

DMSB Reg. Nr.: 93/16
Deutscher Motor Sport Bund e.V.

Saturday, April 16, 2016 9:25:00

Lap	Time	SE1	SP1	SE2	SP2	SE3	SP3	TSP	Lap	Time	SE1	SP1	SE2	SP2	SE3	SP3	TSP
34 Tutumlu Lopez, ESP / van der Linde, ZAF									theoretical besttime: 1:27.248								
1	3:53.364	2:43.723	133	38.965	146	30.676	175		6	1:27.486	33.390	187	29.607	220	24.489	192	226
2	1:47.861	40.244	177	37.887	94	29.730	190	160	7	1:27.381	33.523	186	29.558	220	24.300	191	225
3	1:36.707	36.382	186	31.248	215	29.077	192	224	8	1:27.498	33.494	186	29.660	219	24.344	192	225
4	1:51.219	34.009	186	29.996	219	47.214	57	225	9	1:41.626	39.746	90	36.952	207	24.928	191	225
5	3:50.697	2:52.114	182	32.581	218	26.002	192		10	1:28.186	33.991	184	29.787	219	24.408	191	224
6	1:28.547	33.887	187	29.902	219	24.758	193	225	11	1:27.570	33.515	187	29.651	218	24.404	192	225

36 Dienst, DEU / Zanella, CHE									theoretical besttime: 1:27.191								
1	5:49.321	4:38.549	157	40.837	187	29.935	171		7	1:27.335	33.196	192	29.570	223	24.569	199	230
2	1:38.681	38.803	187	33.457	164	26.421	198	188	8	1:36.789	33.808	190	32.540	163	30.441	196	229
3	1:57.897	36.045	164	32.144	146	49.708	41	227	9	1:28.162	33.615	190	29.866	222	24.681	197	229
4	3:45.169	2:41.618	187	36.491	142	27.060	198		10	1:27.812	33.261	191	29.758	222	24.793	198	230
5	1:28.411	33.718	190	29.795	222	24.898	198	228	11	1:48.358	33.809	191	31.064	220	43.485	59	229
6	1:27.372	33.123	192	29.499	221	24.750	198	229									

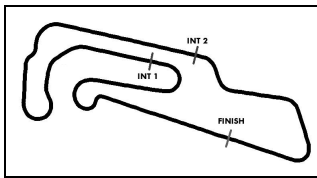
44 Ahlin-Kottulinsky, SWE / Bonanomi, ITA									theoretical besttime: 1:28.080								
1	2:31.431	1:18.663	172	42.063	167	30.705	170		8	1:29.019	33.842	188	30.302	220	24.875	195	225
2	1:43.686	39.192	181	36.052	213	28.442	192	178	9	1:28.084	33.627	187	29.785	220	24.672	195	227
3	1:35.025	35.832	185	32.592	219	26.601	192	225	10	1:29.302	33.865	188	30.166	221	25.271	194	228
4	1:33.206	36.301	185	30.978	220	25.927	195	226	11	1:43.479	40.055	110	37.808	175	25.616	194	198
5	2:00.475	34.075	188	30.414	176	55.986	29	227	12	1:32.716	33.944	188	31.330	156	27.442	194	227
6	3:59.989	2:56.722	185	34.459	136	28.808	193		13	1:28.557	33.879	187	30.010	220	24.668	195	227
7	1:29.646	34.088	187	30.506	219	25.052	194	226									

50 Geipel, DEU / Frey, CHE									theoretical besttime: 1:27.417								
1	3:22.311	2:03.941	120	43.935	121	34.435	183		7	1:31.906	33.746	189	29.631	220	28.529	194	226
2	1:37.256	37.350	180	32.863	183	27.043	192	214	8	1:28.491	33.480	189	30.412	220	24.599	193	226
3	1:31.111	34.647	187	31.155	218	25.309	194	225	9	1:27.460	33.323	190	29.674	220	24.463	194	226
4	1:28.344	33.996	187	29.766	220	24.582	195	226	10	1:27.601	33.403	190	29.730	219	24.468	194	227
5	1:57.272	34.540	172	34.291	169	48.441	49	226	11	1:27.956	33.444	191	29.712	220	24.800	195	226
6	3:41.510	2:43.287	179	33.171	215	25.052	195		12	1:46.272	33.626	189	29.773	221	42.873	59	229

55 Schreier, DEU / Maassen, NLD									theoretical besttime: 1:27.208								
1	3:02.793	1:50.923	137	41.879	124	29.991	187		8	1:27.772	33.471	188	29.556	222	24.745	195	227
2	1:37.921	37.560	184	33.981	216	26.380	193	217	9	1:27.603	33.256	188	29.614	222	24.733	193	228
3	1:30.478	34.619	187	30.534	220	25.325	194	226	10	1:27.608	33.558	188	29.612	222	24.438	194	227
4	1:28.814	33.667	187	30.196	221	24.951	194	227	11	1:27.851	33.630	187	29.591	222	24.630	194	227
5	1:57.948	33.756	187	35.779	150	48.413	59	228	12	1:27.607	33.476	188	29.560	221	24.571	193	227
6	3:29.932	2:26.239	172	36.849	140	26.844	194		13	1:28.080	33.765	187	29.532	220	24.783	194	225
7	1:27.622	33.517	187	29.514	222	24.591	194	227									

63 Ineichen, CHE / Engelhart, DEU									theoretical besttime: 1:27.506								
1	5:06.897	4:01.887	162	36.322	203	28.688	167		6	1:27.766	33.421	189	29.858	226	24.487	199	230
2	1:40.641	41.595	174	33.077	214	25.969	197	174	7	1:27.512	33.264	190	29.744	225	24.540	200	233
3	1:29.589	34.889	190	30.042	224	24.658	200	229	7	1:29.225	33.336	190	29.985	224	25.904	197	235
4	2:10.621	37.960	142	39.234	157	53.427	47	231	8	1:27.567	33.397	191	29.717	227	24.453	200	231
5	3:25.587	2:29.430	187	30.890	225	25.267	198		9	1:28.343	33.350	191	30.156	222	24.837	198	232
6	1:27.980	33.476	190	29.933	224	24.574	199	234									

66 Lindholm, DEU / Gies, DEU									theoretical besttime:								
1	4:32.170	2:49.277	116	47.584	133	55.309	53										



ADAC GT Masters

Sector List Qualifying 1

Provisional



Motorsportarena Oschersleben, Length: 3696m

Air temperature: 12.48°C

Track temperature: 12.6°C

Weather condition: Dry

DMSB Reg. Nr.: 93/16
Deutscher Motor Sport Bund e.V.

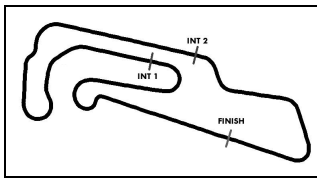
Saturday, April 16, 2016 9:25:00

Lap	Time	SE1	SP1	SE2	SP2	SE3	SP3	TSP	Lap	Time	SE1	SP1	SE2	SP2	SE3	SP3	TSP
67 Zampieri, ITA / Niederhauser, CHE									theoretical besttime: 1:27.143								
1	5:18.342	4:11.285	153	37.943	163	29.114	149		7	1:30.958	35.354	185	30.493	223	25.111	195	227
2	1:38.337	39.260	183	32.923	191	26.154	193	176	8	1:27.506	33.554	189	29.363	222	24.589	194	227
3	1:32.050	35.272	185	30.203	218	26.575	195	227	9	1:27.116	33.458	189	29.294	221	24.364	193	227
4	2:06.381	40.613	177	34.437	195	51.331	49	161	9	1:27.237	33.426	189	29.423	222	24.388	193	227
5	2:00.623	1:04.273	185	30.319	221	26.031	195		10	1:27.514	33.504	188	29.540	222	24.470	194	227
6	1:28.129	34.104	187	29.329	221	24.696	195	226	11	1:57.031	34.950	186	32.401	166	49.680	41	228

69 Assenheimer, DEU / Schwager, DEU									theoretical besttime: 1:26.959								
1	2:09.321	59.691	151	39.205	152	30.425	178		8	1:28.523	33.913	192	30.146	225	24.464	200	232
2	1:38.917	38.470	186	33.314	208	27.133	197	196	9	1:27.091	33.252	193	29.390	225	24.449	201	231
3	1:32.675	35.626	189	31.318	203	25.731	198	228	10	1:27.320	33.120	194	29.537	225	24.663	200	232
4	1:33.608	35.318	179	32.841	218	25.449	199	230	11	1:46.436	33.305	192	30.207	225	42.924	58	232
5	1:28.038	33.708	194	29.492	225	24.838	200	232	12	2:40.958	1:46.112	194	29.898	223	24.948	201	
6	2:08.235	35.839	166	37.443	157	54.953	46	231	13	1:46.719	33.391	194	29.657	224	43.671	58	232
7	3:03.440	2:00.999	163	36.859	220	25.582	201										

77 Gounon, FRA / Keilwitz, DEU									theoretical besttime: 1:27.454								
1	2:14.570	1:06.532	134	37.736	191	30.302	185		6	2:11.099	37.371	139	38.979	156	54.749	45	229
2	1:38.870	38.107	172	33.838	218	26.925	195	192	7	7:46.108	6:50.641	188	29.917	223	25.550	196	
3	1:29.535	33.901	191	29.960	222	25.674	198	227	8	1:37.629	42.990	188	29.991	223	24.648	196	228
4	1:27.972	33.589	189	29.457	224	24.926	196	229	9	1:27.454	33.531	190	29.435	224	24.488	198	229
5	1:27.576	33.558	189	29.484	223	24.534	196	228	10	1:49.155	33.982	192	30.039	216	45.134	58	230

99 Renauer, DEU / Ragginger, AUT									theoretical besttime: 1:27.112								
1	2:26.429	1:16.535	167	40.721	210	29.173	192		6	1:32.847	33.406	193	33.600	170	25.841	197	230
2	1:39.444	36.693	187	32.116	219	30.635	194	222	7	1:26.777	33.207	193	29.277	223	24.293	197	230
3	1:41.896	35.057	190	37.151	217	29.688	197	226	7	1:27.233	33.304	193	29.473	224	24.456	197	230
4	1:34.667	36.690	181	30.923	223	27.054	198	228	8	1:27.119	33.225	193	29.480	224	24.414	197	230
4	1:59.098	33.527	194	30.621	172	54.950	31	229	9	1:45.814	33.297	193	29.852	223	42.665	59	230
5	3:37.468	2:39.265	185	32.590	222	25.613	198		10	2:07.798	56.029	190	30.026	224	41.743	59	
6	1:27.541	33.547	193	29.444	224	24.550	198	231									



ADAC GT Masters

Start Grid Race 1



Provisional

Motorsportarena Oschersleben, Length: 3696m

Air temperature: N/A°C

Track temperature: N/A°C

Weather condition: Dry

DMSB Reg. Nr.: 93/16
Deutscher Motor Sport Bund e.V.

Saturday, April 16, 2016 13:15:00

POLE POSITION

29	Montaplast by Land-Motorsport Connor De Phillippi/ Christopher Mies	1:26.483
15	Phoenix Racing Markus Winkelhock/ Markus Pommer	1:26.982
3	Bonaldi Motorsport S.r.L Patrick Kujala/ Milos Pavlovic	1:27.066
69	Callaway Competition Patrick Assenheimer/ Dominik Schwager	1:27.091
20	Schubert Motorsport Jesse Krohn/ Martin Tomczyk	1:27.110
16	GRT Grasser-Racing-Team Luca Stolz/ Gerhard Tweraser	1:27.144
34	Car Collection Motorsport Isaac Tutumlu Lopez/ Kelvin van der Lin	1:27.381
50	YACO Racing Philip Geipel/ Rahel Frey	1:27.460
21	Team Zakspeed Nikolaj Rogivue/ Felix Rosenqvist	1:27.581
5	HB Racing VDS Norbert Siedler/ Jaap van Lagen	1:27.616
25	kfzteile24 - APR Motorsport Daniel Dobitsch/ Edward Sandström	1:27.678
33	Car Collection Motorsport Christiaan Frankenhout/ Christopher Ha	1:27.936
44	Aust Motorsport Mikaela Ahlin-Kottulinsky/ Marco Bonanc	1:28.084
13	RWT - Racing team Remo Lips/ Sven Barth	1:28.442
22	MRS GT-Racing Steve Feige/ Bas Schothorst	1:32.176
31	Callaway Competition Boris Said/ Loris Hezemans	

- 1
- 2
- 3
- 4
- 5
- 6
- 7
- 8
- 9
- 10
- 11
- 12
- 13
- 14
- 15
- 16

1	Team Zakspeed Sebastian Asch/ Luca Ludwig	1:26.709
8	Bentley Team Abt Fabian Hamprecht/ Guy Smith	1:27.015
28	Montaplast by Land-Motorsport Peter Hoevenaars/ Marc Basseng	1:27.077
7	Bentley Team Abt Christer Jöns/ Daniel Abt	1:27.095
99	Precote Herberth Motorsport Robert Renauer/ Martin Ragginger	1:27.119
36	bigFM Racing Team Schütz Motor Marvin Dienst/ Christopher Zanella	1:27.335
77	Callaway Competition Jules Gounon/ Daniel Keilwitz	1:27.454
63	GRT Grasser-Racing-Team Rolf Ineichen/ Christian Engelhart	1:27.567
55	Aust Motorsport Lukas Schreier/ Xavier Maassen	1:27.603
17	KÜS TEAM75 Bernhard David Jahn/ Chris van der Drift	1:27.652
24	kfzteile24 - APR Motorsport Florian Stoll/ Laurens Vanthoor	1:27.765
32	Bonaldi Motorsport S.r.L Florian Spengler/ Emanuele Zonzini	1:28.064
6	HB Racing VDS Kelvin Snoeks/ Elia Erhart	1:28.144
9	Bentley Team Abt Andreas Weishaupt/ Jordan Lee Pepper	1:29.156
66	ADAC NSA Attempto Racing Team Emil Lindholm/ Andre Gies	
67	ADAC NSA Attempto Racing Team Daniel Zampieri/ Patric Niederhauser	

Following stewards decision no. 30 permission for car no. 31 to start from the last position

Following stewards decision no. 37 permission for car no. 67 to start from the last position

Publications Time:

Race Director:

Time Keeping: